

# Collinsville, IL

## The National Community Survey

Report of Results  
2023

**Report by:**



**Visit us online!**  
[www.polco.us](http://www.polco.us)



National Research Center at Polco is a charter member of the AAPOR Transparency Initiative, providing clear disclosure of our sound and ethical survey research practices.

## About The NCS™

The National Community Survey™ (The NCS™) report is about the “livability” of Collinsville. A livable community is a place that is not simply habitable, but that is desirable. It is not only where people do live, but where they want to live. The survey was developed by the experts from National Research Center at Polco.

Great communities are partnerships of the government, private sector, community-based organizations and residents, all geographically connected. The NCS captures residents’ opinions considering ten central facets of a community:

- Economy
- Mobility
- Community Design
- Utilities
- Safety
- Natural Environment
- Parks and Recreation
- Health and Wellness
- Education, Arts, and Culture
- Inclusivity and Engagement

The report provides the opinions of a representative sample of 366 residents of the City of Collinsville collected from March 27, 2023 to May 8, 2023. The margin of error around any reported percentage is 5% for all respondents and the response rate for the 2023 survey was 14%. Survey results were weighted so that the demographic profile of respondents was representative of the demographic profile of adults in Collinsville.

### How the results are reported

For the most part, the percentages presented in the following tabs represent the “percent positive.” Most commonly, the percent positive is the combination of the top two most positive response options (i.e., excellent/good, very safe/somewhat safe, etc.). On many of the questions in the survey respondents may answer “don’t know.” The proportion of respondents giving this reply is shown in the full set of responses included in the tab “Complete data.” However, these responses have been removed from the analyses presented in most of the tabs. In other words, the tables and graphs display the responses from respondents who had an opinion about a specific item.

### Comparisons to benchmarks

NRC’s database of comparative resident opinion is comprised of resident perspectives gathered in surveys from over 600 communities whose residents evaluated the same kinds of topics on The National Community Survey. The comparison evaluations are from the most recent survey completed in each community in the last five years. NRC adds the latest results quickly upon survey completion, keeping the benchmark data fresh and relevant. The communities in the database represent a wide geographic and population range. In each tab, Collinsville’s results are noted as being “higher” than the benchmark, “lower” than the benchmark, or “similar” to the benchmark, meaning that the average rating given by Collinsville residents is statistically similar to or different (greater or lesser) than the benchmark. Being rated as “higher” or “lower” than the benchmark means that Collinsville’s average rating for a particular item was more than 10 points different than the benchmark. If a rating was “much higher” or “much lower,” then Collinsville’s average rating was more than 20 points different when compared to the benchmark.

The survey was administered after the COVID-19 pandemic, a time of challenge for many local governments. While we provide comparisons to national benchmarks, it is important to note that much of the benchmark data was collected prior to the pandemic. This may impact how your City’s 2023 ratings compare to other communities’ ratings from the past five years.



## Trends over time

Trend data for Collinsville represent important comparison data and should be examined for improvements or declines\*. Deviations from stable trends over time represent opportunities for understanding how local policies, programs, or public information may have affected residents' opinions. Changes between survey years have been noted with an arrow and the percent difference. If the difference is greater than seven percentage points between the 2019 and 2023 surveys, the change is statistically significant.

\* In 2020, The NCS survey was updated to include new and refreshed items. Consequently, some of the trends may be impacted due to wording modifications that could have potentially altered the meaning of the item for the respondent.

## Methods

### Selecting survey recipients

All households within the City of Collinsville were eligible to participate in the survey. A list of all households within the zip codes serving Collinsville was purchased from Go-Dog Direct based on updated listings from the United States Postal Service. Since some of the zip codes that serve the City of Collinsville households may also serve addresses that lie outside of the community, the exact geographic location of each housing unit was compared to community boundaries using the most current municipal boundary file. Addresses located outside of the City of Collinsville boundaries were removed from the list of potential households to survey. From that list, addresses were randomly selected as survey recipients, with multi-family housing units (defined as those with a unit number) sampled at a rate of 5:3 compared to single family housing units.

An individual within each household was selected using the birthday method. The birthday method selects a person within the household by asking the “person whose birthday has most recently passed” to complete the questionnaire. The underlying assumption in this method is that day of birth has no relationship to the way people respond to surveys. This instruction was contained in the introduction of the survey.

### Conducting the survey

The 2,800 randomly selected households received mailings beginning on March 27, 2023 and the survey remained open for six weeks. The first mailing was a postcard inviting the household to participate in the survey. The next mailing contained a cover letter with instructions, the survey questionnaire, and a postage-paid return envelope. All mailings included a web link to give residents the opportunity to respond to the survey online. All follow-up mailings asked those who had not completed the survey to do so and those who had already done so to refrain from completing the survey again.

About 4% of the 2,800 mailed invitations or surveys were returned because the household address was vacant or the postal service was unable to deliver the survey as addressed. Of the remaining 2,698 households that received the invitations to participate, 366 completed the survey, providing an overall response rate of 14%. The response rate was calculated using AAPOR’s response rate #2 for mailed surveys of unnamed persons.\*

It is customary to describe the precision of estimates made from surveys by a “level of confidence” and accompanying “confidence interval” (or margin of error). A traditional level of confidence, and the one used here, is 95%. The 95% confidence interval can be any size and quantifies the sampling error or imprecision of the survey results because some residents’ opinions are relied on to estimate all residents’ opinions. The margin of error for the City of Collinsville survey is no greater than plus or minus five percentage points around any given percent reported for all respondents (366 completed surveys).

In addition to the randomly selected “probability sample” of households, a link to an online open participation survey was publicized by the City of Collinsville. The open participation survey was identical to the probability sample survey with two small updates; respondents were asked to indicate if they lived in Collinsville and about where they heard about the survey. The open participation survey was open to all city residents and became available on April 24, 2023. The survey remained open for two weeks. The data presented in the following tabs exclude the open participation survey data, but a tab at the end provides the complete frequency of responses to questions by the open participation respondents.

## Analyzing the data

Responses from mailed surveys were entered into an electronic dataset using a “key and verify” method, where all responses are entered twice and compared to each other. Any discrepancies were resolved in comparison to the original survey form. Range checks as well as other forms of quality control were also performed. Responses from surveys completed on Polco were downloaded and merged with the mailed survey responses.

The demographics of the survey respondents were compared to those found in the 2020 Census and 2022 American Community Survey estimates for adults in the City of Collinsville. The primary objective of weighting survey data is to make the survey respondents reflective of the larger population of the community. The characteristics used for weighting were sex, race, Hispanic origin, housing type, and housing tenure. No adjustments were made for design effects. Weights were calculated using an iterative, multiplicative raking model known as the ANES Weighting Algorithm.\* The results of the weighting scheme for the probability sample are presented in the following table.

NRC aligns demographic labels with those used by the U.S. Census for reporting purposes, when possible. Some categories (e.g., age, race/Hispanic origin, housing type, and length of residency) are combined into smaller subgroups.

		Unweighted	Weighted	Target*
Age	18-34	9%	28%	28%
	35-54	19%	35%	35%
	55+	72%	36%	36%
Hispanic origin	No, not of Hispanic, Latino/a/x, or Spanish ..	96%	95%	95%
	Yes, I consider myself to be of Hispanic, La..	4%	5%	5%
Housing tenure	Own	83%	66%	66%
	Rent	17%	34%	34%
Housing type	Attached	21%	31%	31%
	Detached	79%	69%	69%
Race & Hispanic origin	Not white alone	13%	21%	21%
	White alone, not Hispanic or Latino	87%	79%	79%
Sex	Man	41%	46%	46%
	Woman	59%	54%	54%
Sex/age	Man 18-34	4%	13%	13%
	Man 35-54	8%	18%	18%
	Man 55+	29%	16%	16%
	Woman 18-34	5%	16%	16%
	Woman 35-54	12%	18%	18%
	Woman 55+	43%	20%	20%

The survey datasets were analyzed using all or some of a combination of the Statistical Package for the Social Sciences (SPSS), R, Python and Tableau. For the most part, the percentages presented in the reports represent the “percent positive.” The percent positive is the combination of the top two most positive response options (i.e., excellent/good, very safe/somewhat safe, essential/very important, etc.), or, in the case of resident behaviors/participation, the percent positive represents the proportion of respondents indicating “yes” or participating in an activity at least once a month.

On many of the questions in the survey respondents may answer “don’t know.” The proportion of respondents giving this reply is shown in the full set of responses included in the tab “Complete data”. However, these responses have been removed from the analyses presented in the reports. In other words, the tables and graphs display the responses from respondents who had an opinion about a specific item.

## Contact

The City of Collinsville funded this research. Please contact Derek Jackson of the City of Collinsville at [citymanager@collinsvilleil.org](mailto:citymanager@collinsvilleil.org) if you have any questions about the survey.

## Survey Validity

See the Polco Knowledge Base article on survey validity at <https://info.polco.us/knowledge/statistical-vali>

\* See AAPOR’s Standard Definitions for more information at

<https://www.aapor.org/Publications-Media/AAPOR-Journals/Standard-Definitions.aspx>

\* Pasek, J. (2010). ANES Weighting Algorithm. Retrieved from

<https://web.stanford.edu/group/iriss/cgi-bin/anesrake/resources/RakingDescription.pdf>

\* Targets come from the 2010 Census and 2021 American Community Survey

## Key Findings

### **Safety continues to be the most important area of focus for Collinsville residents.**

When asked about aspects of the community that the City should focus on in the next two years, residents rated safety as the most important facet of livability (94% essential or very important). Around 9 in 10 residents positively rated how safe they felt in their neighborhood during the day and in Collinsville's downtown/commercial areas during the day, in line with national averages. About 7 in 10 residents also felt safe from property and violent crime. Although most measures were on par with other communities around the country, some aspects of this facet declined in positive ratings since 2019. The quality of police/sheriff services experienced a significant decline, dropping from 89% excellent or good in 2019 to 66% in 2023. Ambulance or emergency medical services (86%), fire services (85%), and fire prevention and education (69%) also decreased by about 10% since the previous survey. These declines, as well as the lower-than-benchmark rating for overall feelings of safety, indicate a potential area of need for the City to address moving forward.

### **Many aspects of the local economy are in line with other communities, but residents show concern about general affordability and their own economic outlook.**

Residents ranked Collinsville's overall economic health as the second-most important area of focus for the City (89% essential or very important). Overall, most measures of Collinsville's local economy were on par with other jurisdictions across the country. Around half of residents positively evaluated the variety of business and service establishments, economic development within the City, and the overall economic health of Collinsville. Additionally, 62% of residents rated the overall quality of business and service establishments as excellent or good, a statistically significant increase from 2019 survey results.

While most reviews related to Collinsville's economy were similar to the national benchmarks, results indicated that residents were less optimistic about their own personal economic outlook and the affordability of resources within the city. The cost of living in Collinsville garnered positive evaluations from less than 50% of residents. The city's employment opportunities were viewed as excellent or good by only one-quarter of respondents, a result lower than national comparisons. Additionally, the availability of affordable quality food (53% positive), affordable quality health care (44%), and affordable quality mental health care (25%) all saw significant decreases since 2019. When asked what impact the economy would likely have on their family income in the next six months, only 15% anticipated that it would be very or somewhat positive.

### **Collinsville's natural environment and parks and recreation system remain areas of opportunity for the City, but show signs of improvement.**

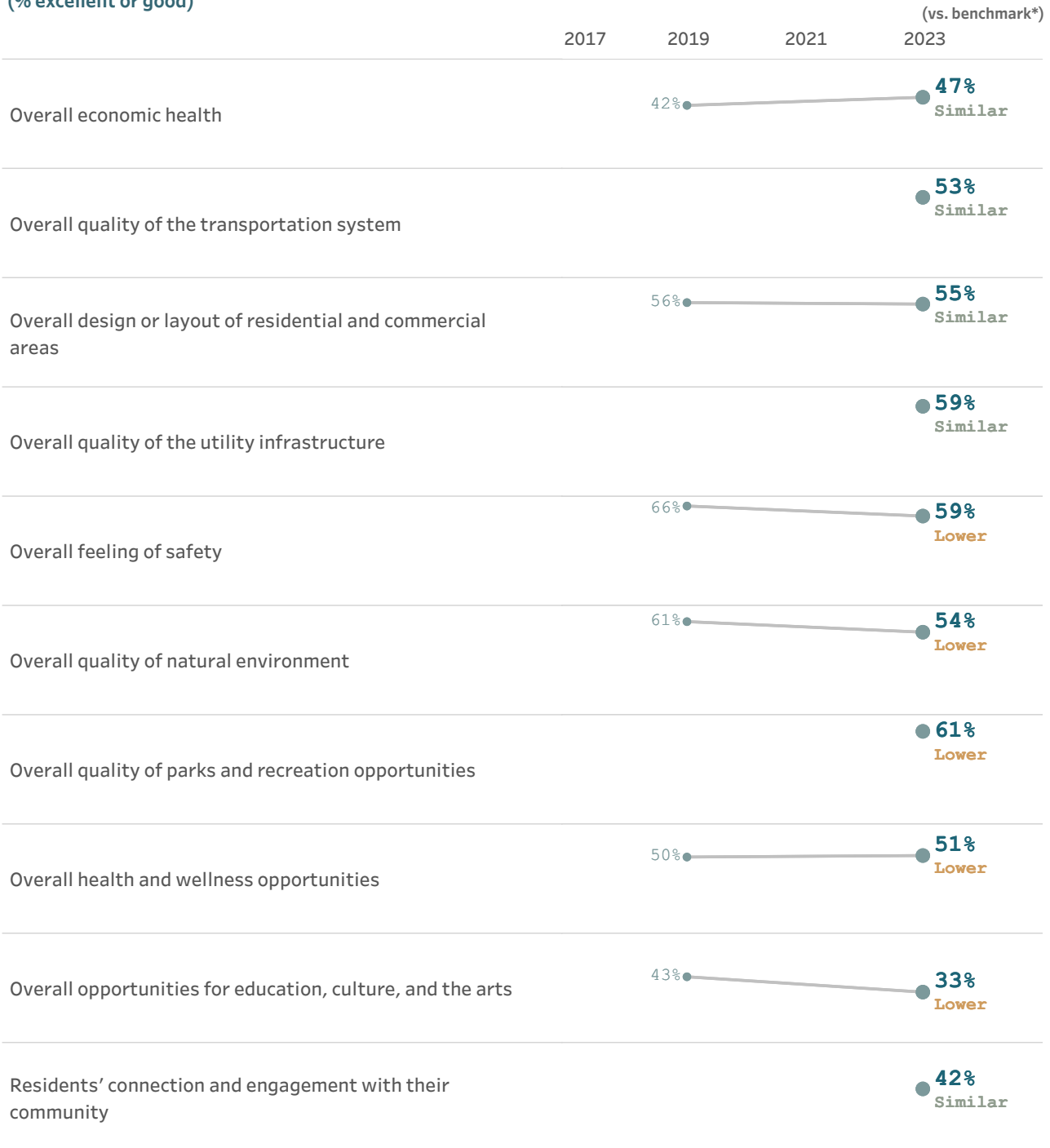
The overall quality of the natural environment and the overall quality of parks and recreation opportunities in Collinsville were positively evaluated by just over half of residents, both lower than national comparisons. Collinsville's recycling (65% excellent or good) and yard waste pickup services (53%) both saw statistically significant declines since the prior survey. Roughly half of respondents favorably reviewed the city's open space and preservation of natural areas; while these held steady with previous results, open space scored lower than the national benchmark. A similar proportion gave positive marks to the availability of paths and walking trails, fitness opportunities, and recreational opportunities, all of which were lower than comparison communities. However, other areas of these facets have improved since 2019. The quality of City parks (63%), recreation programs or classes (47%), and recreation centers or facilities (50%) all saw statistically significant increases of about 10%, though each of these still rated lower than the benchmark. Despite these upward trends, the comparatively lower ratings may warrant additional attention, particularly given that at least three-quarters of respondents considered these facets to be essential or very important areas of focus in the coming years.

## Facets of livability

Resident perceptions of quality and importance for each of the facets of community livability provide an overview of community strengths and challenges that are useful for planning, budgeting and performance evaluation.

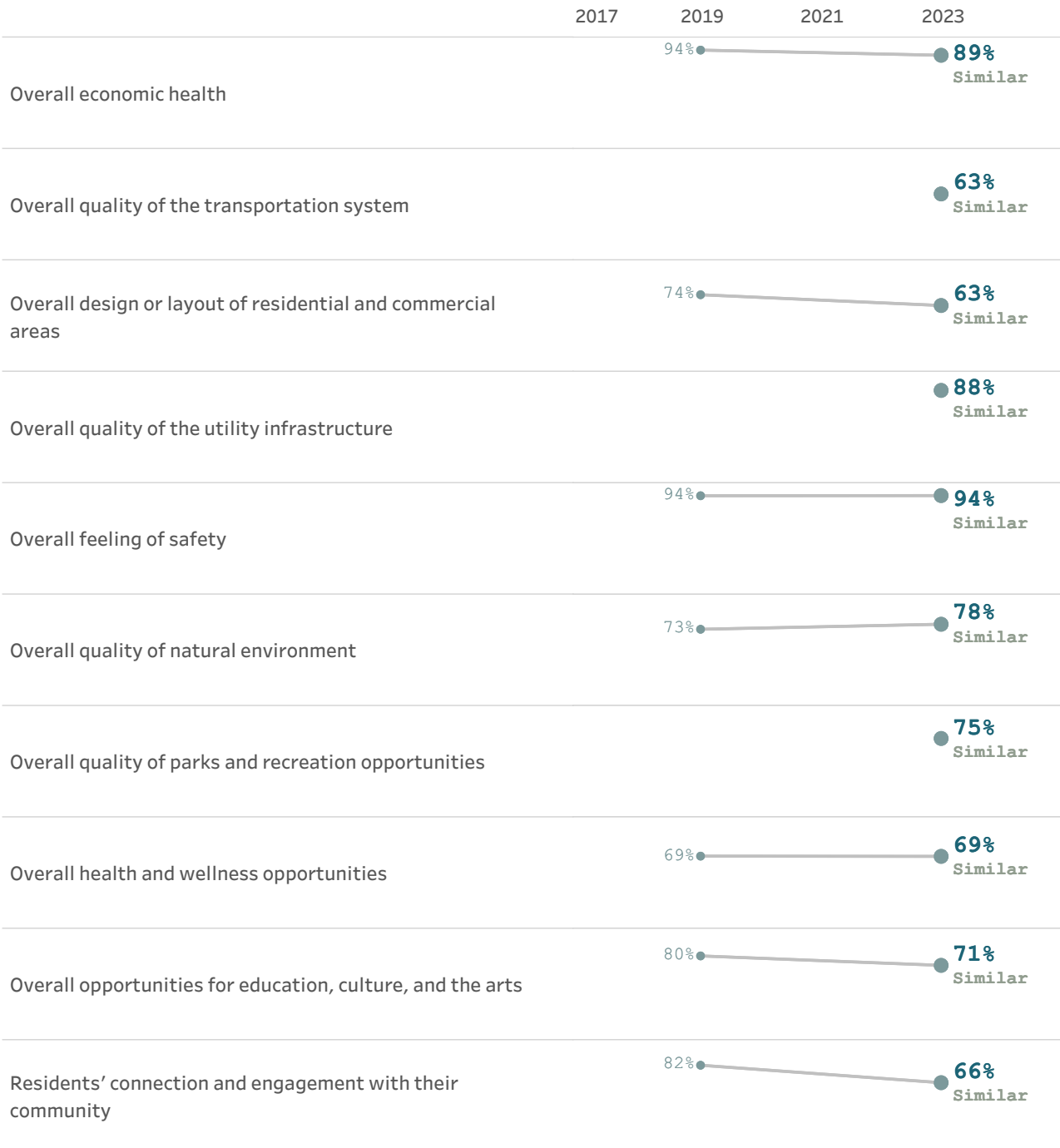
The charts below show the proportion of residents who rated the community facets positively for quality and the priority (importance) placed on each. Also displayed is whether local ratings were lower, similar, or higher than communities across the country (the national benchmark).

Please rate each of the following characteristics as they relate to Collinsville as a whole.  
(% excellent or good)





Please rate how important, if at all, you think it is for the Collinsville community to focus on each of the following in the coming two years.  
 (% essential or very important)



\* Comparison to the national benchmark is shown. If no comparison is available, this is left blank.

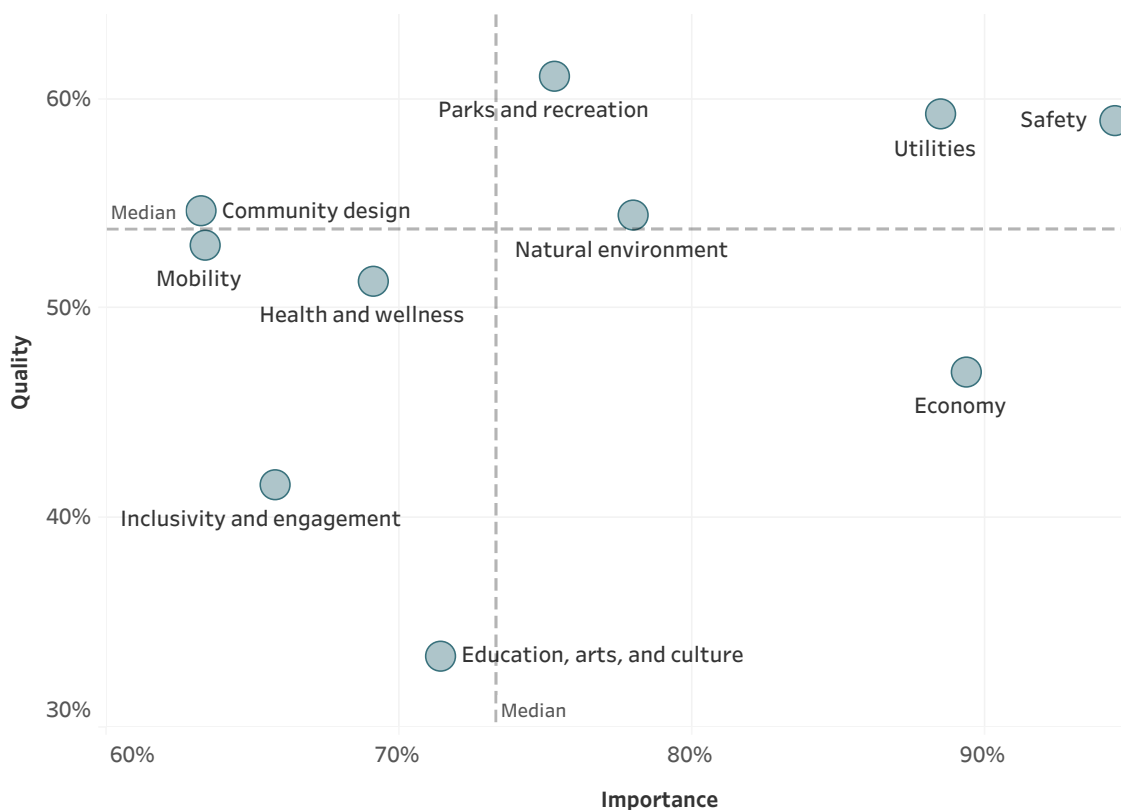
## Balancing performance and importance

Every jurisdiction must balance limited resources while meeting resident needs and striving to optimize community livability. To this end, it is helpful to know what aspects of the community are most important to residents and which they perceive as being of higher or lower quality. It is especially helpful to know when a facet of livability is considered of high importance but rated as lower quality, as this should be a top priority to address.

To help guide City staff and officials with decisions on future resource allocation, resident ratings of the importance of services were compared to their ratings of the quality of these services. To identify the services perceived by residents to have relatively lower quality at the same time as relatively higher importance, all services were ranked from highest perceived quality to lowest perceived quality and from highest perceived importance to lowest perceived importance. Some services were in the top half of both lists (higher quality and higher importance); some were in the top half of one list but the bottom half of the other (higher quality and lower importance or lower quality and higher importance); and some services were in the bottom half of both lists.

Services receiving quality ratings of excellent or good by 54% or more of respondents were considered of “higher quality” and those with ratings lower than 54% were considered to be of “lower quality.” Services were classified as “more important” if they were rated as essential or very important by 73% or more of respondents. Services were rated as “less important” if they received a rating of less than 73%. This classification uses the median ratings for quality and importance to divide the services in half.

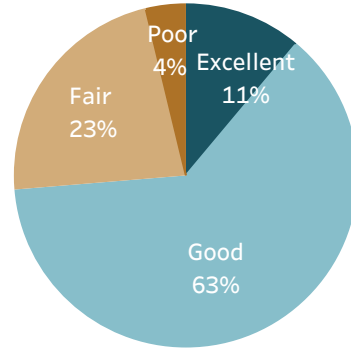
The quadrants in the figure below show which community facets were given higher or lower importance ratings (right-left) and which had higher or lower quality ratings (up-down). Facets of livability falling closer to a diagonal line from the lower left to the upper right are those where performance ratings are more commensurate with resident priorities. Facets scoring closest to the lower right hand corner of the matrix (higher in importance and lower in quality) are those that may warrant further investigation to see if changes to their delivery are necessary to improve their performance. This is the key part of this chart on which to focus. Facets falling in the top left hand corner of the chart (lower in importance but higher in quality) are areas where performance may outscore resident priorities, and may be a consideration for lower resource allocation.



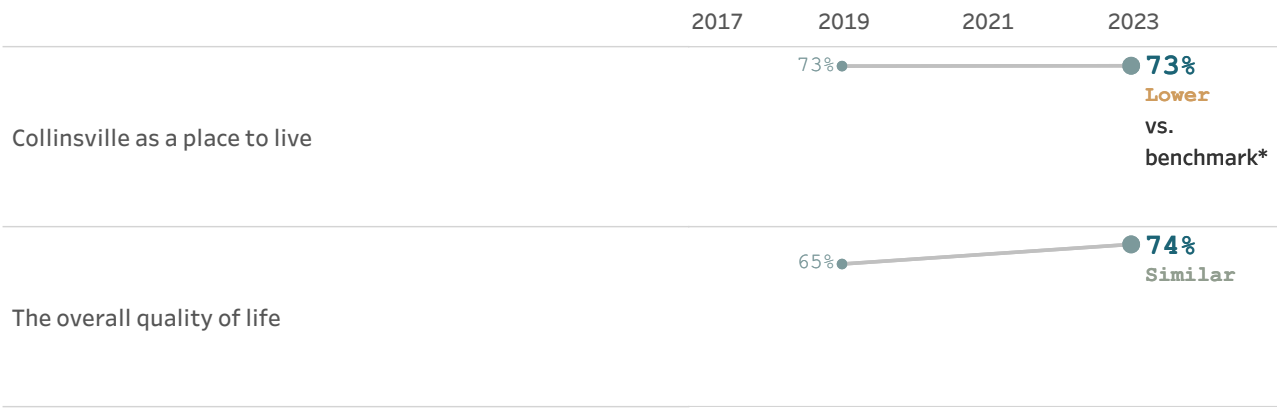
## Quality of life

Measuring community livability starts with assessing the quality of life of those who live there, and ensuring that the community is attractive, accessible, and welcoming to all.

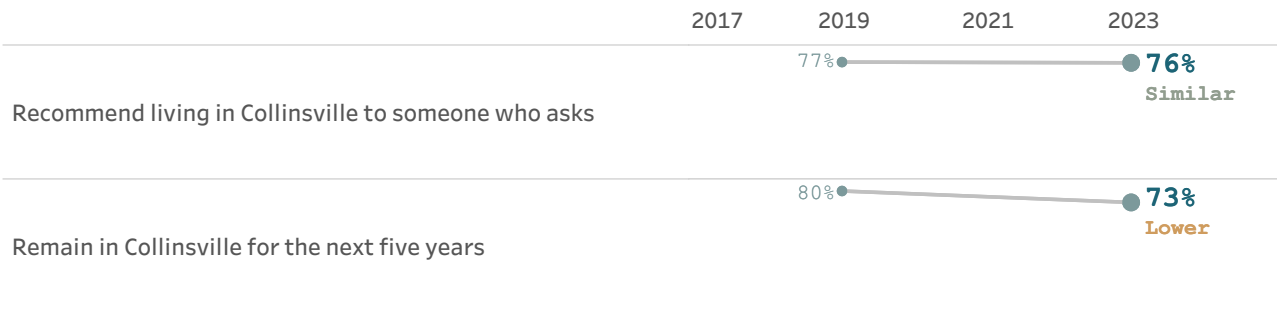
The overall quality of life in Collinsville, 2023




Please rate each of the following aspects of quality of life in Collinsville. (% excellent or good)



Please indicate how likely or unlikely you are to do each of the following. (% very or somewhat likely)



Please rate each of the following in the Collinsville community. (% excellent or good)

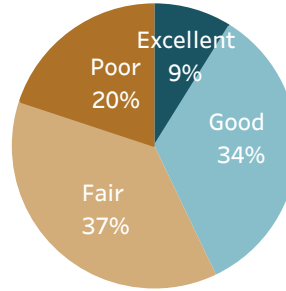


\* Comparison to the national benchmark is shown. If no comparison is available, this is left blank.

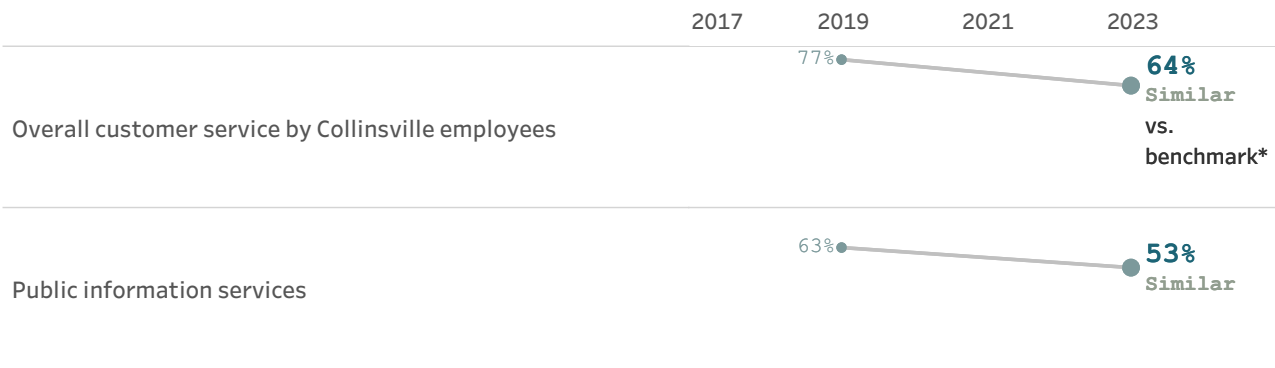
## Governance

Strong local governments produce results that meet the needs of residents while making the best use of available resources, and are responsive to the present and future needs of the community as a whole.

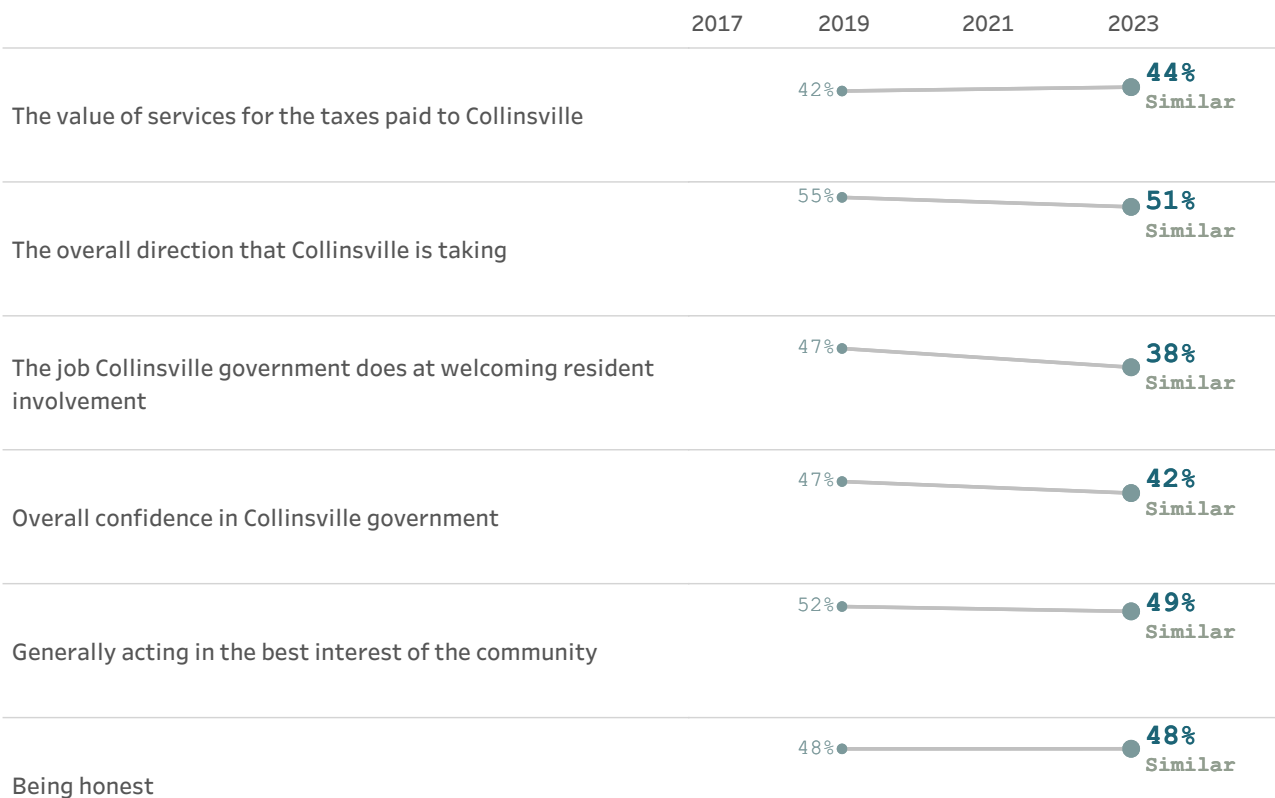
Overall confidence in Collinsville government, 2023

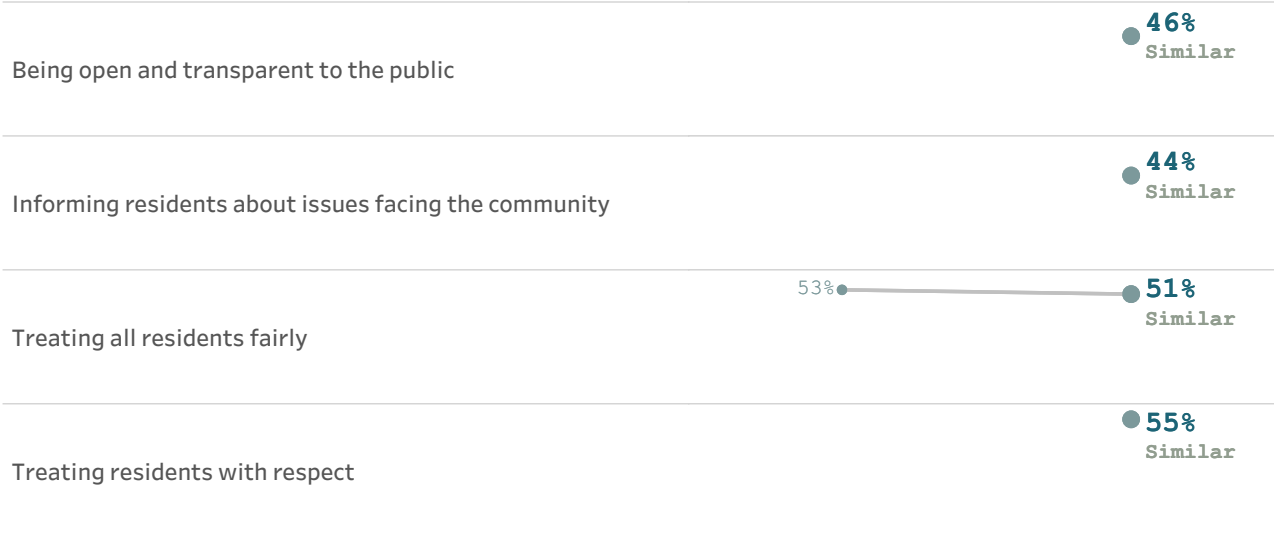


Please rate the quality of each of the following services in Collinsville. (% excellent or good)

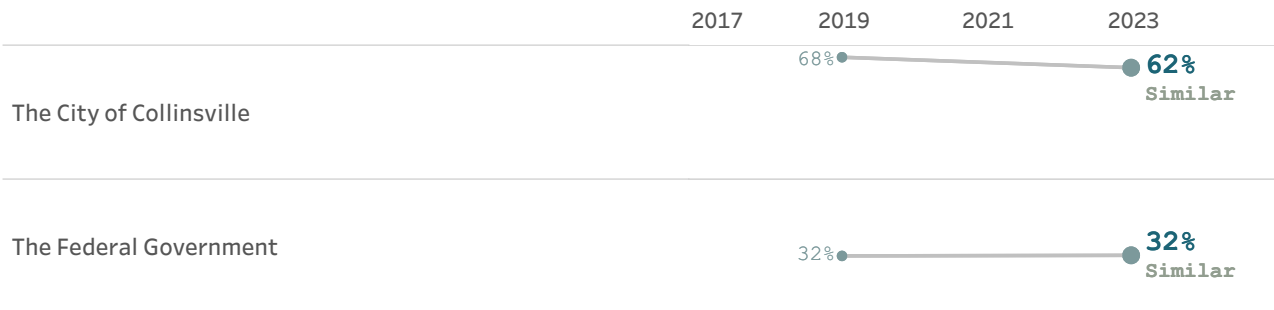


Please rate the following categories of Collinsville government performance. (% excellent or good)





**Overall, how would you rate the quality of the services provided by each of the following?**  
 (% excellent or good)

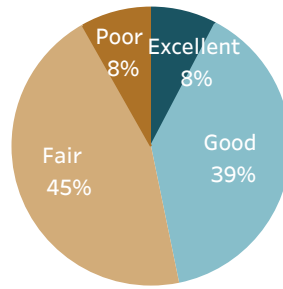


\* Comparison to the national benchmark is shown. If no comparison is available, this is left blank.

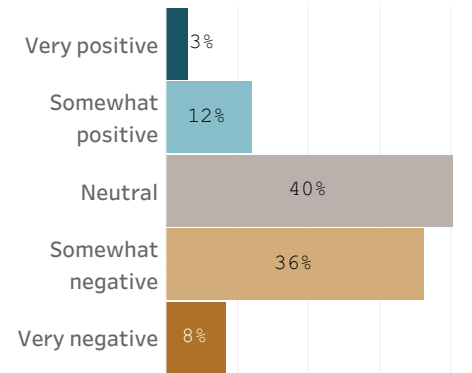
## Economy

Local governments work together with private and nonprofit businesses, and with the community at large, to foster sustainable growth, create jobs, and promote a thriving local economy.


Overall economic health of Collinsville, 2023



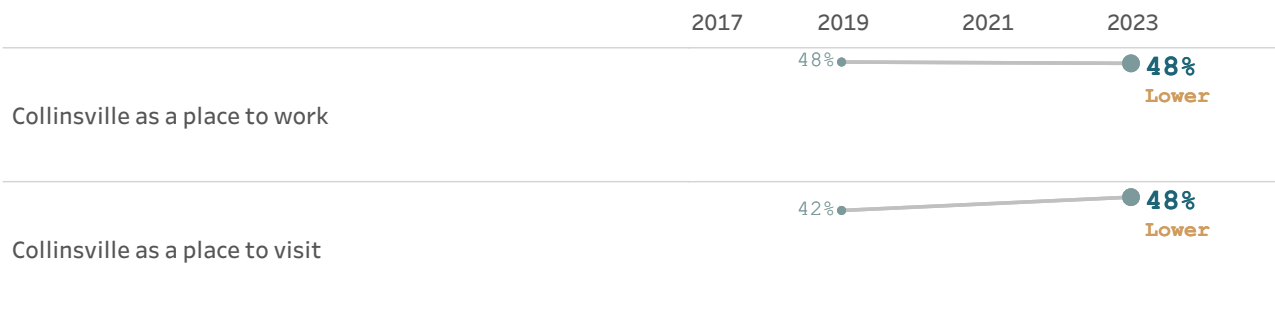
What impact, if any, do you think the economy will have on your family income in the next 6 months? Do you think the impact will be:



Please rate each of the following characteristics as they relate to Collinsville as a whole. (% excellent or good)



Please rate each of the following aspects of quality of life in Collinsville. (% excellent or good)



Please rate each of the following in the Collinsville community. (% excellent or good)



Employment opportunities




Shopping opportunities



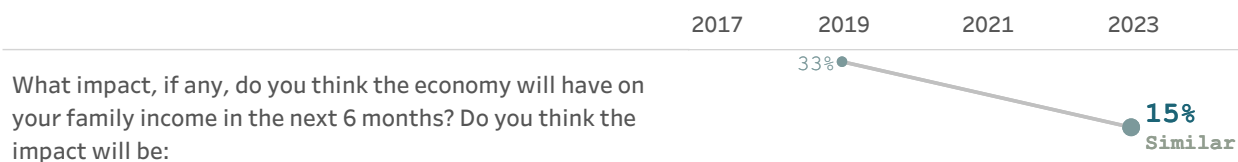
Cost of living



Please rate the quality of each of the following services in Collinsville.  
(% excellent or good)



What impact, if any, do you think the economy will have on your family income in the next 6 months? Do you think the impact will be:  
(% very or somewhat positive)

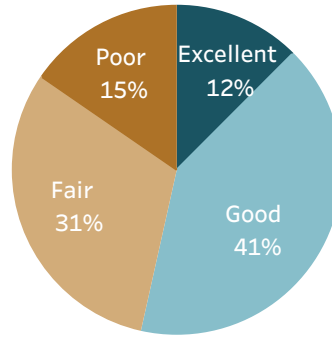


\* Comparison to the national benchmark is shown. If no comparison is available, this is left blank.


## Mobility

The ease with which residents can move about their communities, whether for commuting, leisure, or recreation, plays a major role in the quality of life for all who live, work, and play in the community.

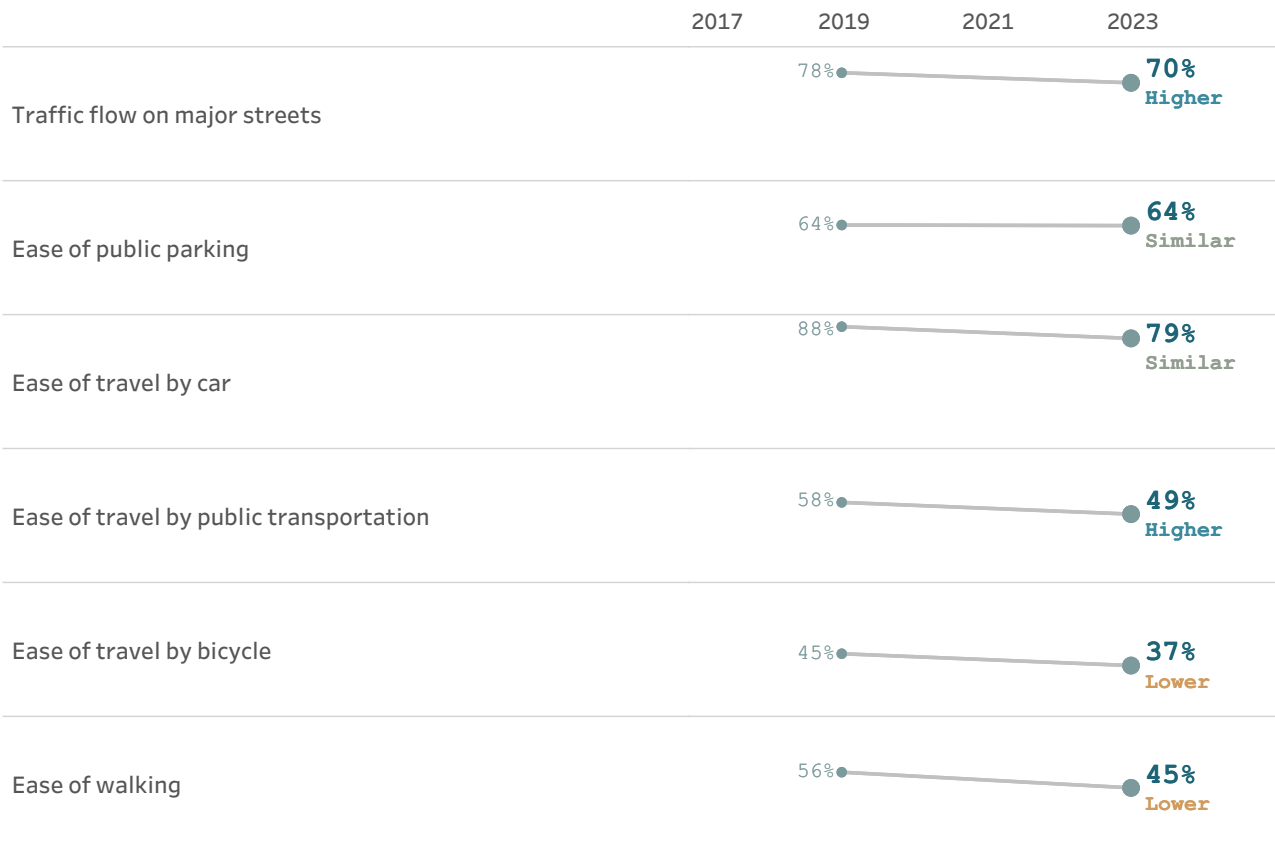
Overall quality of the transportation system in Collinsville, 2023



Please rate each of the following characteristics as they relate to Collinsville as a whole.  
(% excellent or good)

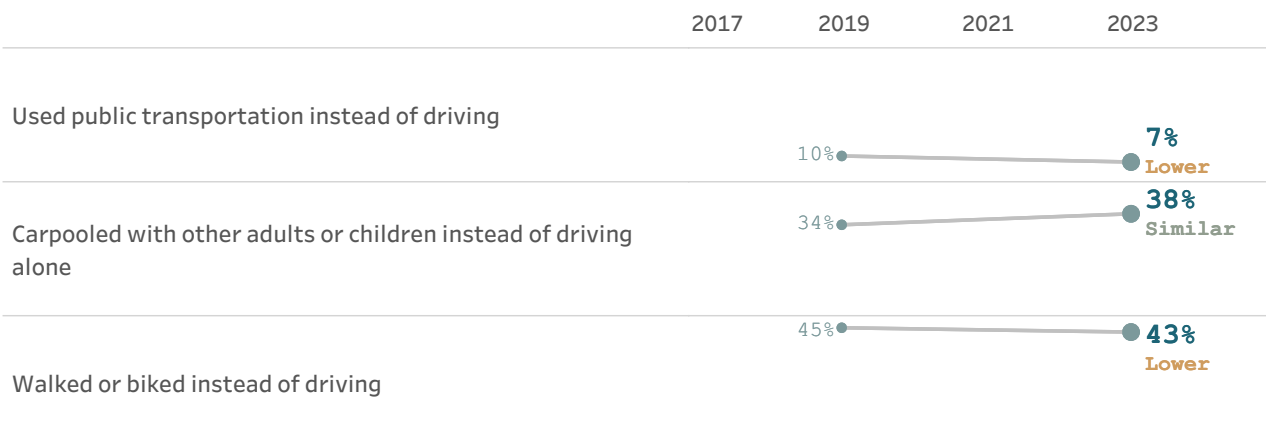


Please also rate each of the following in the Collinsville community.  
(% excellent or good)

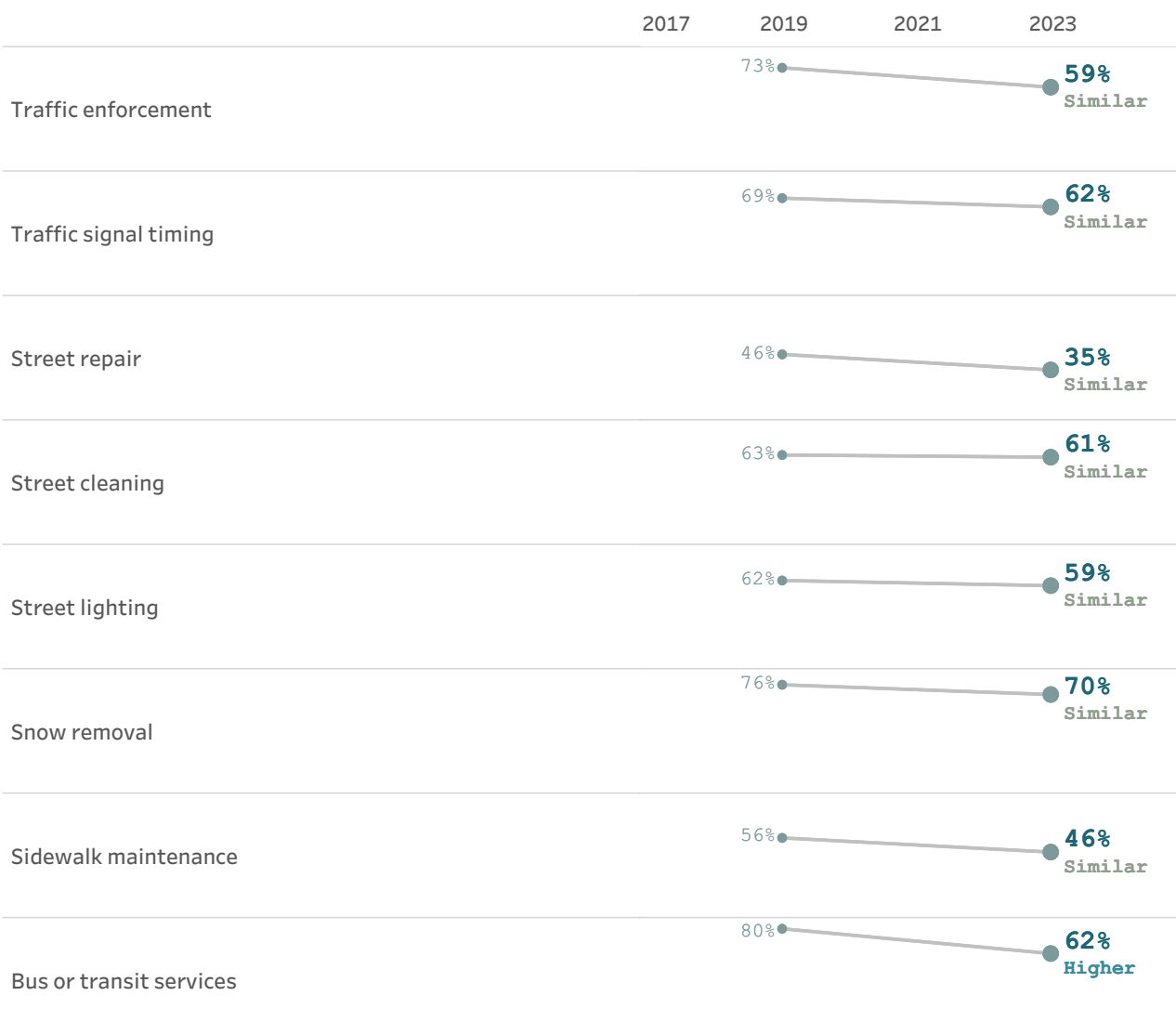




Please indicate whether or not you have done each of the following in the last 12 months.  
 (% yes)



Please rate the quality of each of the following services in Collinsville.  
 (% excellent or good)

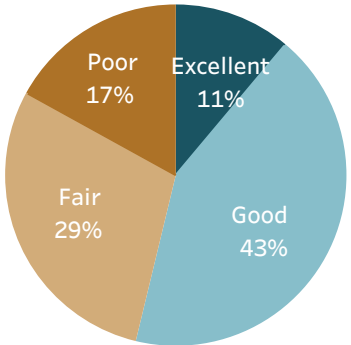


\* Comparison to the national benchmark is shown. If no comparison is available, this is left blank.

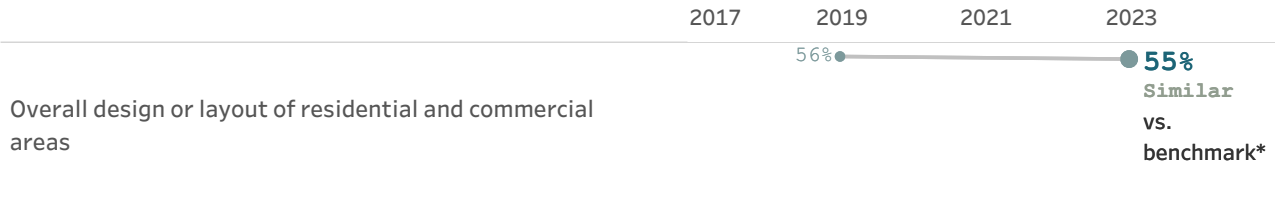
Overall design or layout of Collinsville’s residential and commercial areas, 2023

## Community design


A well-designed community enhances the quality of life for its residents by encouraging smart land use and zoning, ensuring that affordable housing is accessible to all, and providing access to parks and other green spaces.



Please rate each of the following characteristics as they relate to Collinsville as a whole.  
(% excellent or good)

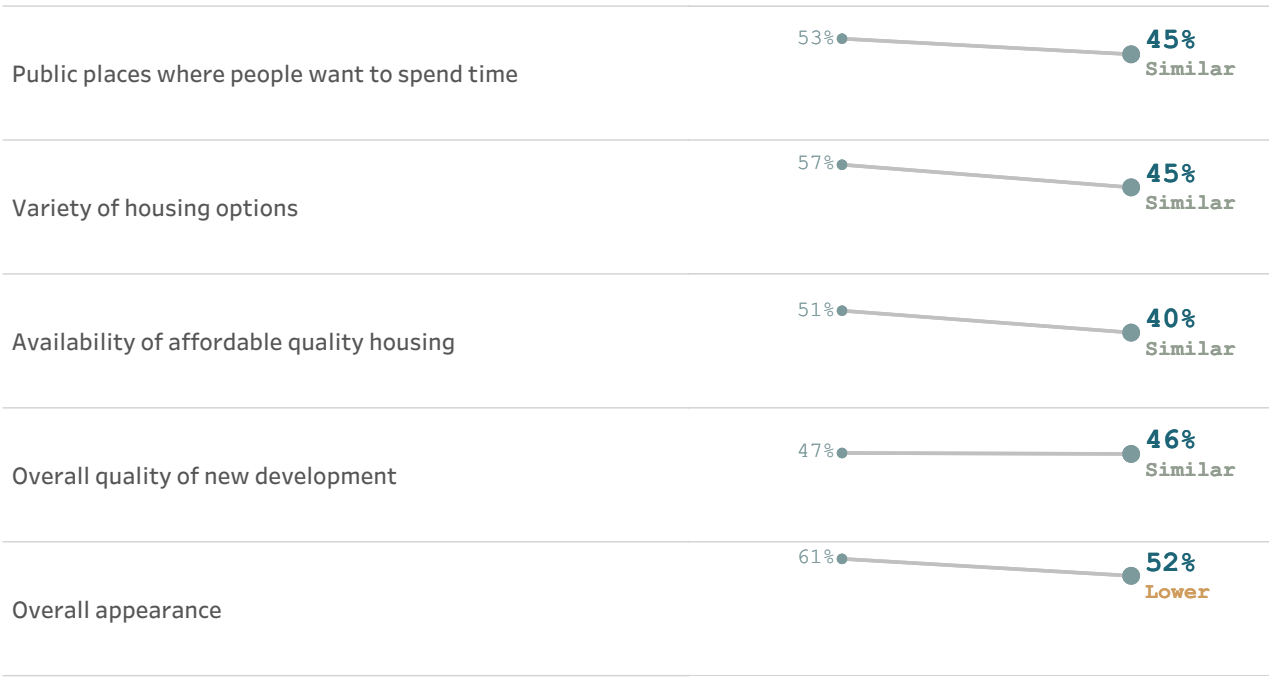


Please rate each of the following aspects of quality of life in Collinsville.  
(% excellent or good)

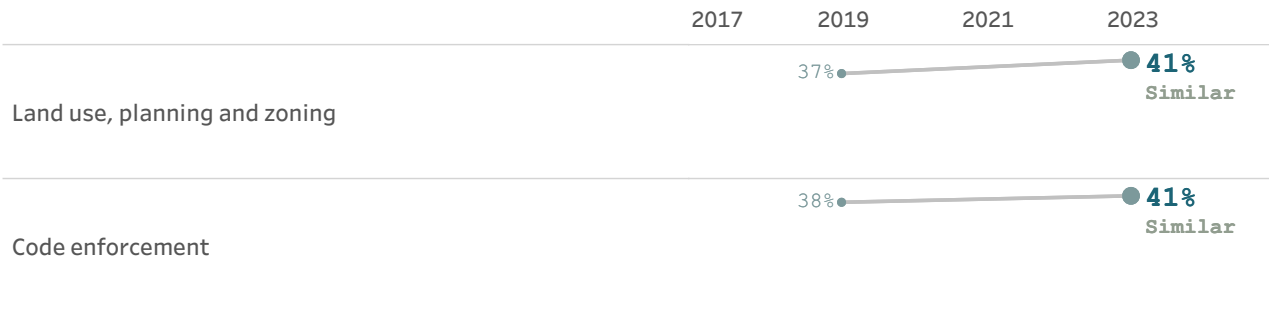


Please also rate each of the following in the Collinsville community.  
(% excellent or good)





**Please rate the quality of each of the following services in Collinsville.**  
 (% excellent or good)

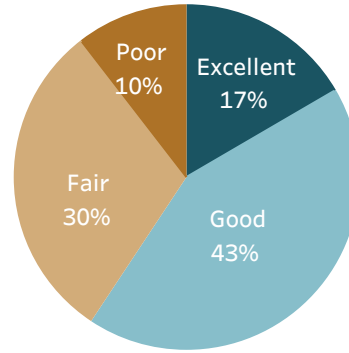


\* Comparison to the national benchmark is shown. If no comparison is available, this is left blank.


## Utilities

Services such as water, gas, electricity, and internet access play a vital role in ensuring the physical and economic health and well-being of the communities they serve.

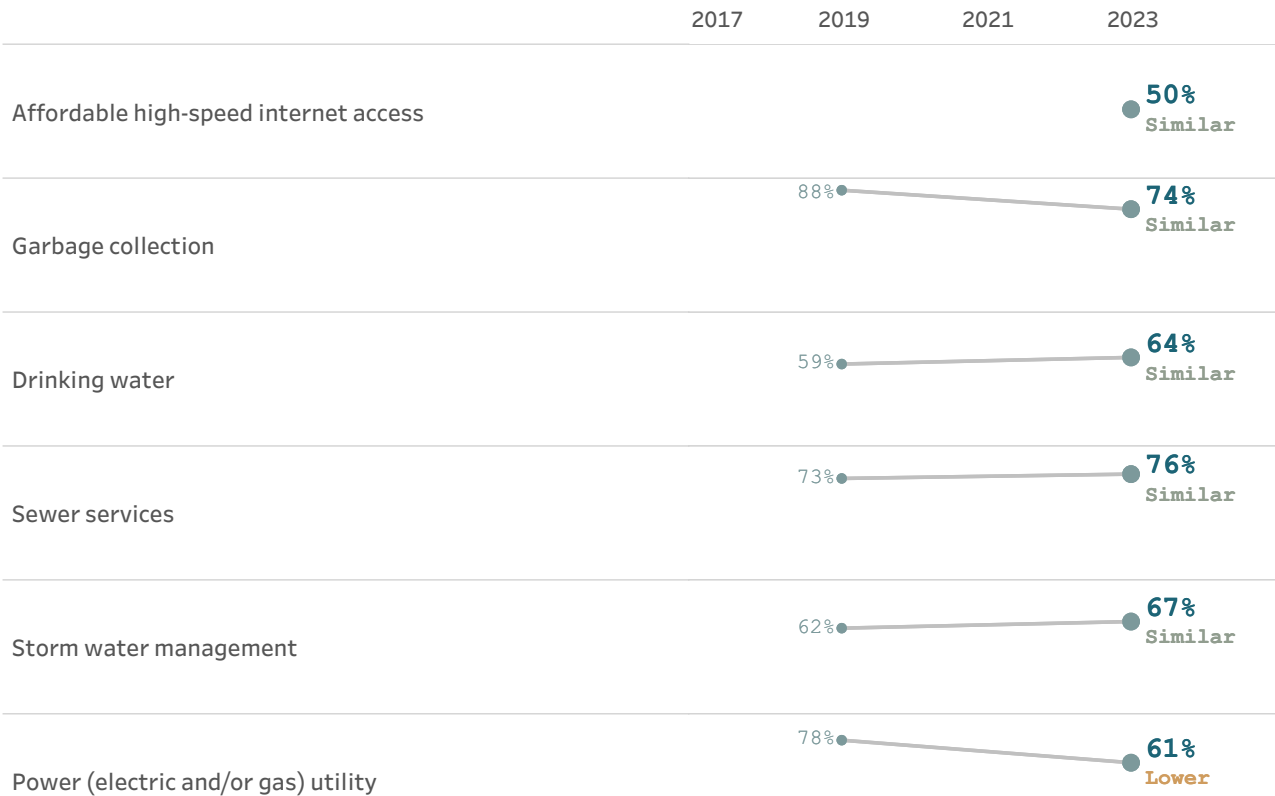
Overall quality of the utility infrastructure in Collinsville, 2023



Please rate each of the following characteristics as they relate to Collinsville as a whole. (% excellent or good)



Please rate the quality of each of the following services in Collinsville. (% excellent or good)



---

Utility billing

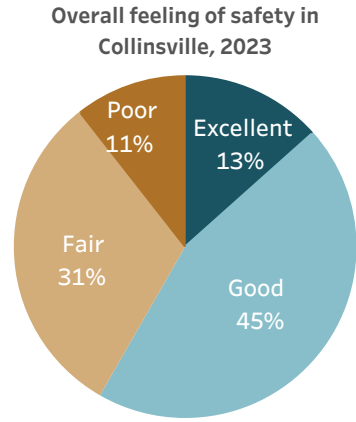


---


\* Comparison to the national benchmark is shown. If no comparison is available, this is left blank.

## Safety

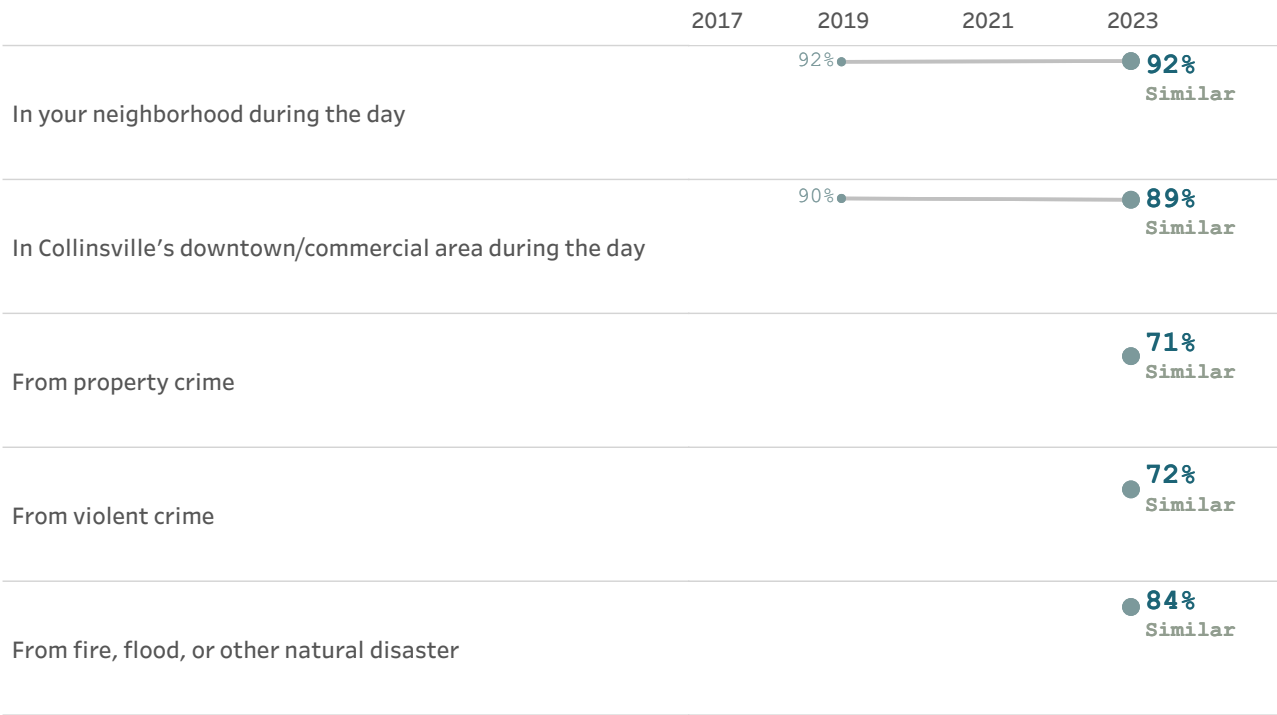
Public safety is often the most important task facing local governments. All residents should feel safe and secure in their neighborhoods and in the greater community, and providing robust safety-related services is essential to residents' quality of life.



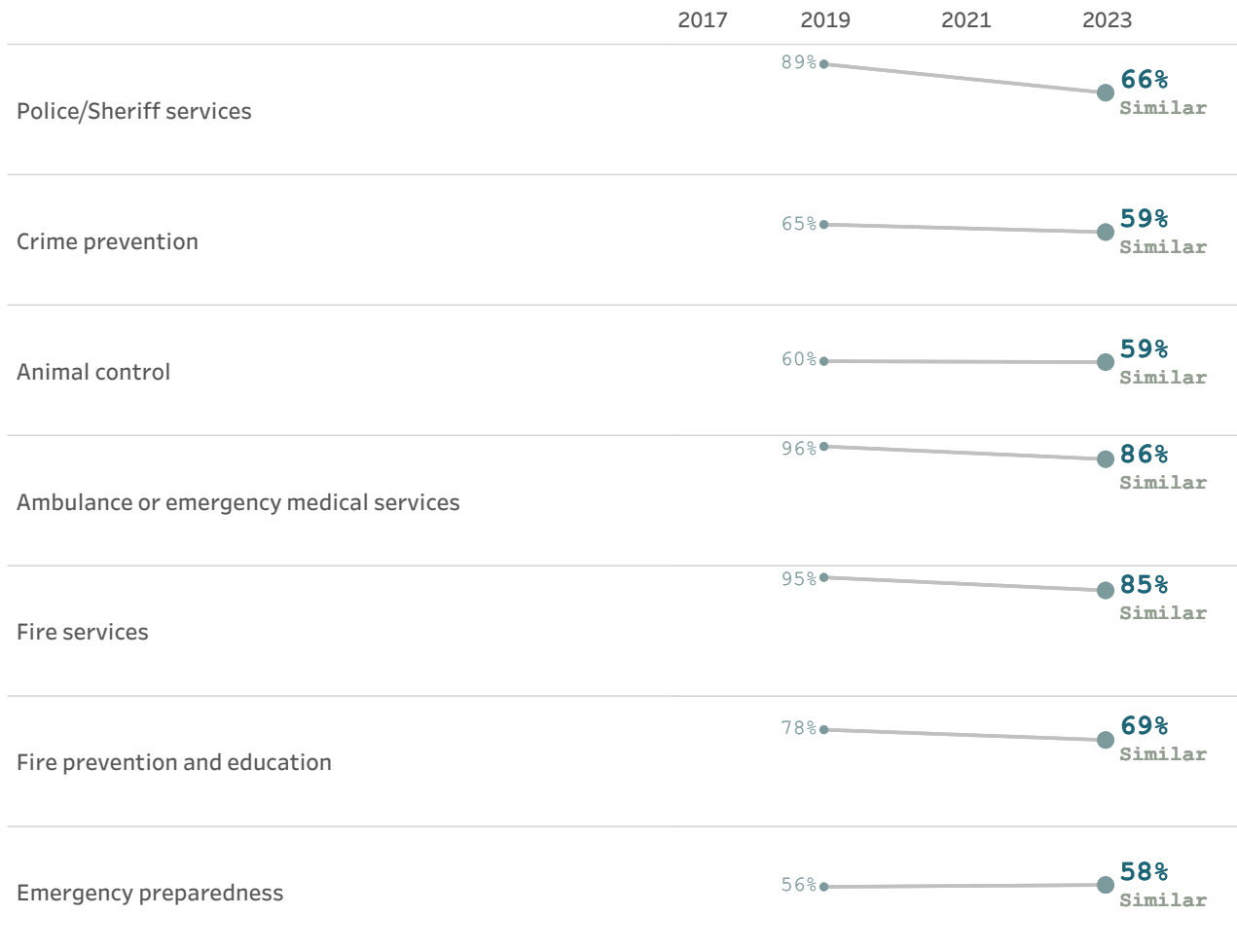
Please rate each of the following characteristics as they relate to Collinsville as a whole. (% excellent or good)



Please rate how safe or unsafe you feel: (% very or somewhat safe)

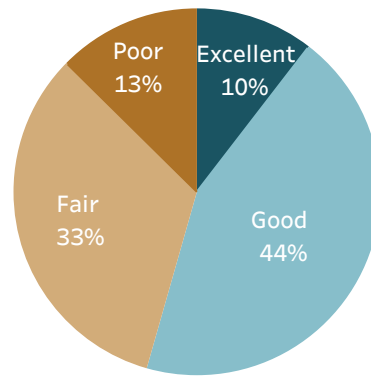


**Please rate the quality of each of the following services in Collinsville.  
(% excellent or good)**



\* Comparison to the national benchmark is shown. If no comparison is available, this is left blank.


Overall quality of natural environment in Collinsville, 2023



## Natural environment

The natural environment plays a vital role in the health and well-being of residents. The natural spaces in which residents live and experience their communities has a direct and profound effect on quality of life.


Please rate each of the following characteristics as they relate to Collinsville as a whole.  
(% excellent or good)



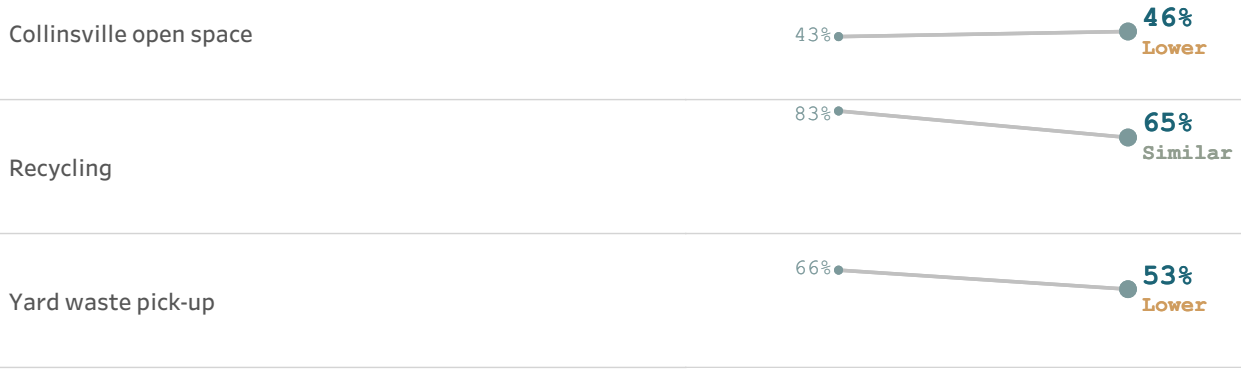
Please also rate each of the following in the Collinsville community.  
(% excellent or good)



Please rate the quality of each of the following services in Collinsville.  
(% excellent or good)







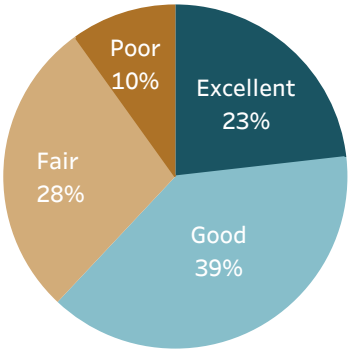
\* Comparison to the national benchmark is shown. If no comparison is available, this is left blank.

Overall quality of parks and recreation opportunities, 2023

Parks and recreation

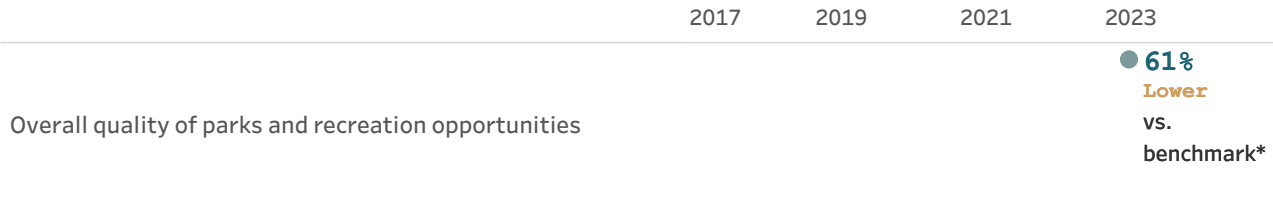
“There are no communities that pride themselves on their quality of life, promote themselves as a desirable location for businesses to relocate, or maintain that they are environmental stewards of their natural resources, without such communities having a robust, active system of parks and recreation programs for public use and enjoyment.”

- National Recreation and Park Association



Please rate each of the following characteristics as they relate to Collinsville as a whole.

(% excellent or good)



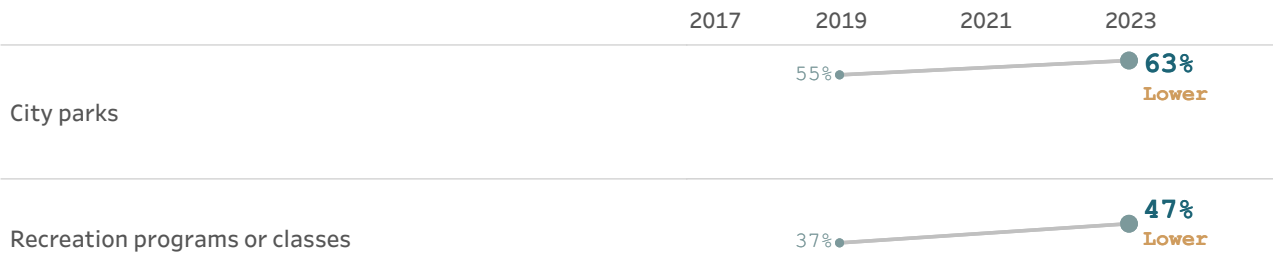
Please also rate each of the following in the Collinsville community.

(% excellent or good)



Please rate the quality of each of the following services in Collinsville.

(% excellent or good)



---

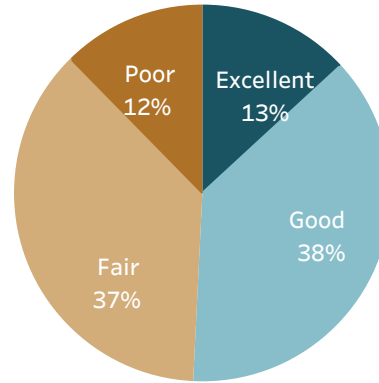
Recreation centers or facilities



---

\* Comparison to the national benchmark is shown. If no comparison is available, this is left blank.


Overall health and wellness opportunities in Collinsville, 2023




## Health and wellness

The characteristics of and amenities available in the communities in which people live has a direct impact on the health and wellness of residents, and thus, on their quality of life overall.


Please rate each of the following characteristics as they relate to Collinsville as a whole.  
(% excellent or good)




Please also rate each of the following in the Collinsville community.  
(% excellent or good)



Please rate the quality of each of the following services in Collinsville.  
(% excellent or good)



**Please rate your overall health.**  
(% excellent or very good)



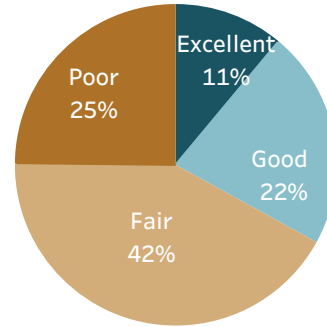
Please rate your overall health.

\* Comparison to the national benchmark is shown. If no comparison is available, this is left blank.

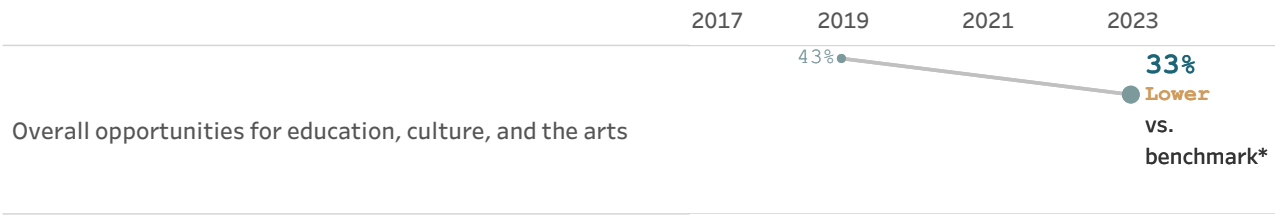
## Education, arts, and culture

Participation in the arts, in educational opportunities, and in cultural activities is linked to increased civic engagement, greater social tolerance, and enhanced enjoyment of the local community.

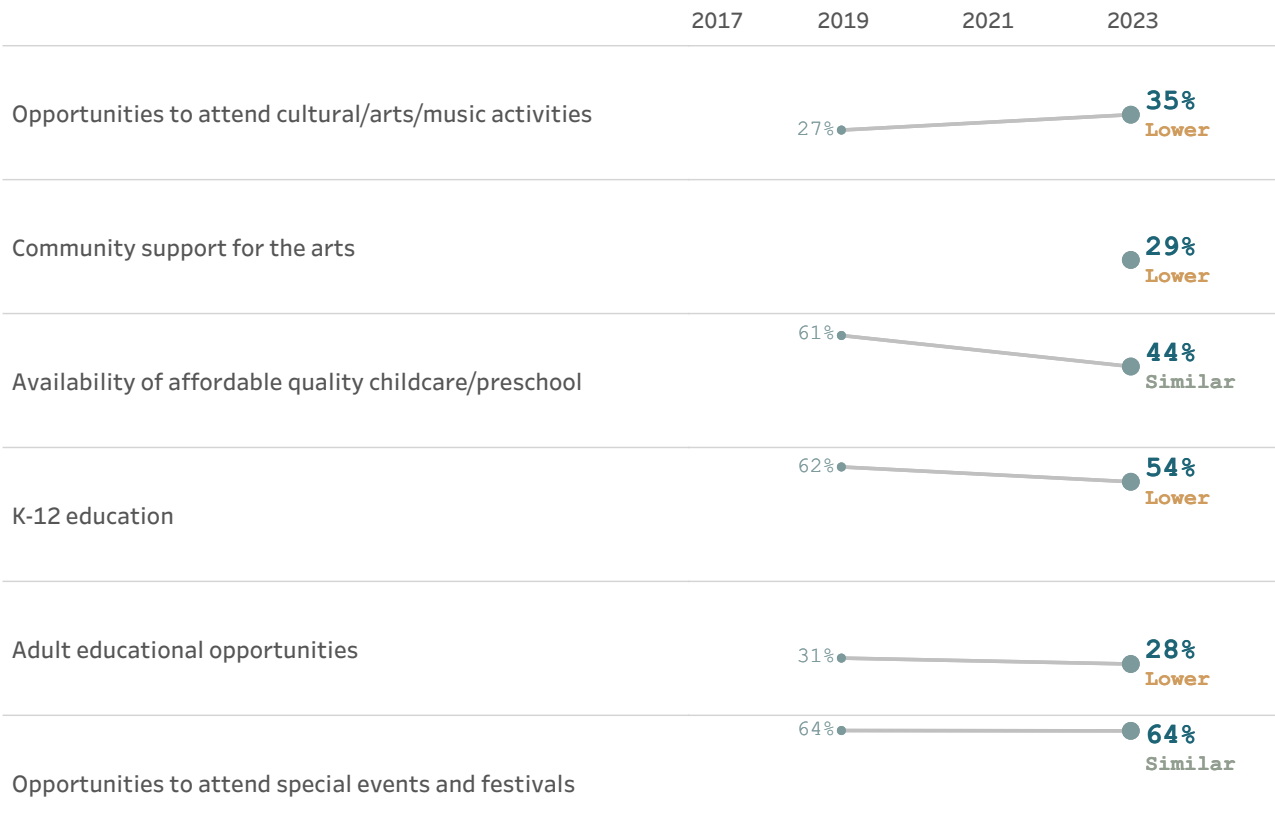
Overall opportunities for education, culture and the arts, 2023



Please rate each of the following characteristics as they relate to Collinsville as a whole. (% excellent or good)




Please also rate each of the following in the Collinsville community. (% excellent or good)



Please rate the quality of each of the following services in Collinsville.

(% excellent or good)

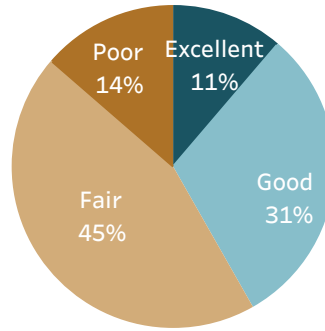


\* Comparison to the national benchmark is shown. If no comparison is available, this is left blank.


Residents' connection and engagement with their community, 2023

## Inclusivity and engagement

Inclusivity refers to a cultural and environmental feeling of belonging; residents who feel invited to participate within their communities feel more included, involved, and engaged than those who do not.



Please rate each of the following characteristics as they relate to Collinsville as a whole. (% excellent or good)

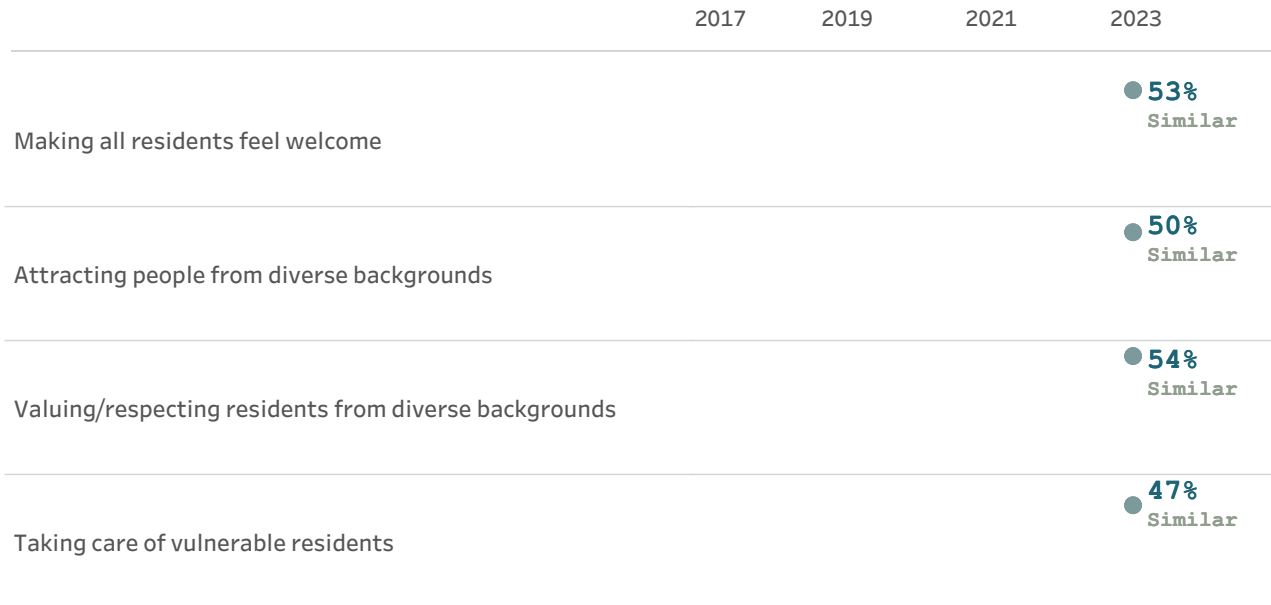


Please rate each of the following aspects of quality of life in Collinsville. (% excellent or good)

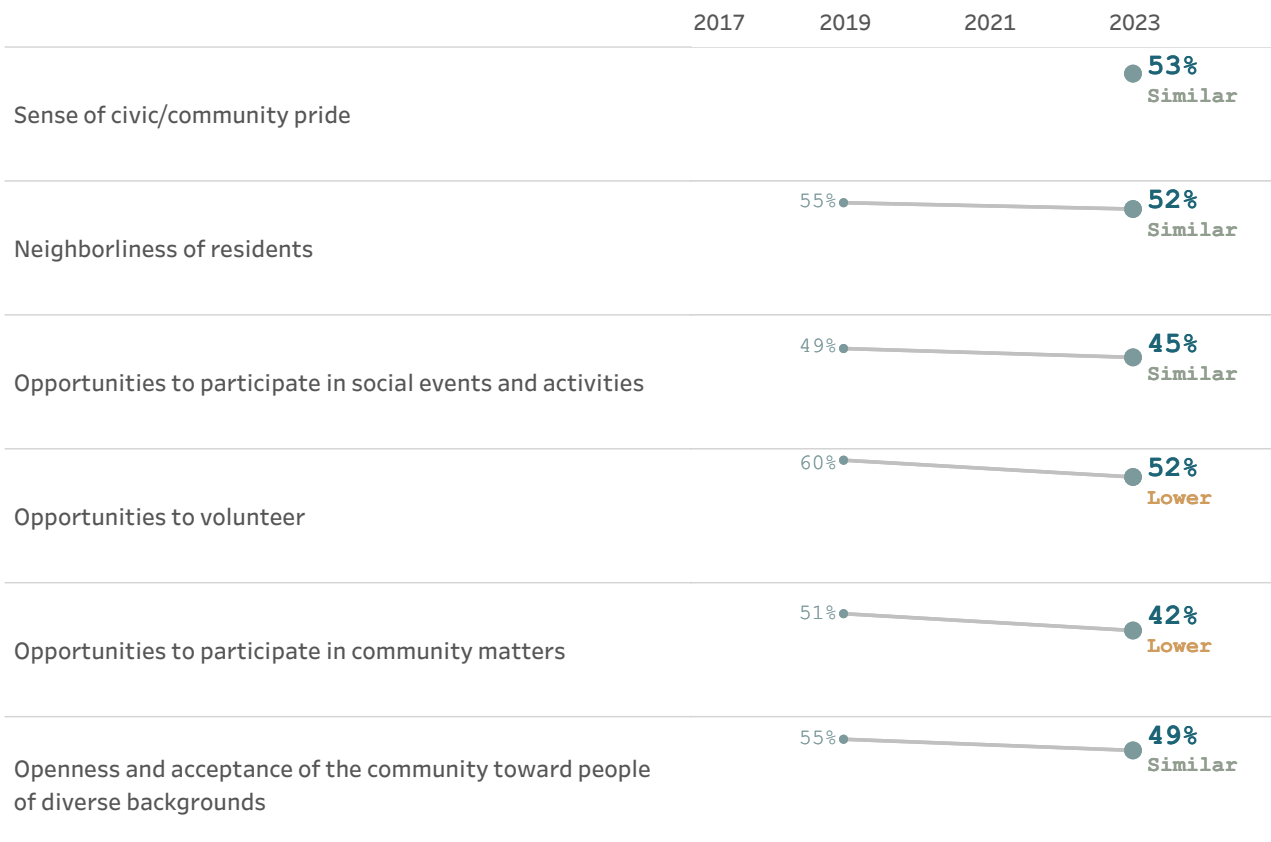




**Please rate the job you feel the Collinsville community does at each of the following.**  
 (% excellent or good)



**Please also rate each of the following in the Collinsville community.**  
 (% excellent or good)



\* Comparison to the national benchmark is shown. If no comparison is available, this is left blank.

## Residents' participation levels

Please indicate whether or not you have done each of the following in the last 12 months.  
(% yes)



In general, how many times do you:  
(% a few times a week or more)



---

Visit social media sites	● <b>82%</b> Similar
Use or check email	● <b>94%</b> Similar
Share your opinions online	● <b>34%</b> Similar
Shop online	● <b>52%</b> Similar

---

\* Comparison to the national benchmark is shown. If no comparison is available, this is left blank.

## National benchmark tables

This table contains the comparisons of Collinsville’s results to those from other communities. The first column shows the comparison of Collinsville’s rating to the benchmark. Collinsville’s results are noted as being “higher”, “lower” or “similar” to the benchmark, meaning that the average rating given by Collinsville residents is statistically similar to or different than the benchmark. The second column is Collinsville’s “percent positive.” Most commonly, the percent positive is the combination of the top two most positive response options (i.e., excellent/good). The third column is the rank assigned to Collinsville’s rating among communities where a similar question was asked. The fourth column is the number of communities that asked a similar question. The fifth column shows the percentile for Collinsville’s result -- that is what percent of surveyed communities had a lower rating than Collinsville.

			% positive	Rank	Number of communities	Percentile
<b>Please rate each of the following aspects of quality of life in Collinsville.</b>	Collinsville as a place to live	Lower	73%	321	380	15
	Your neighborhood as a place to live	Lower	74%	285	331	14
	Collinsville as a place to raise children	Lower	63%	325	384	15
	Collinsville as a place to work	Lower	48%	318	375	15
	Collinsville as a place to visit	Lower	48%	275	332	17
	Collinsville as a place to retire	Lower	51%	328	379	13
	The overall quality of life	Similar	74%	310	405	23
	Sense of community	Similar	56%	226	332	32
<b>Please rate each of the following characteristics as they relate to Collinsville as a whole.</b>	Overall economic health	Similar	47%	239	319	25
	Overall quality of the transportation system	Similar	53%	104	228	54
	Overall design or layout of residential and commercial areas	Similar	55%	221	312	29
	Overall quality of the utility infrastructure	Similar	59%	143	220	35
	Overall feeling of safety	Lower	59%	305	370	17
	Overall quality of natural environment	Lower	54%	301	321	6
	Overall quality of parks and recreation opportunities	Lower	61%	184	226	19
	Overall health and wellness opportunities	Lower	51%	268	314	14
	Overall opportunities for education, culture, and the arts	Lower	33%	284	316	10
	Residents’ connection and engagement with their community	Similar	42%	164	223	26
<b>Please indicate how likely or unlikely you are to do each of the following.</b>	Recommend living in Collinsville to someone who asks	Similar	76%	247	322	23

<b>Please indicate how likely or unlikely you are to do each of the following.</b>	Remain in Collinsville for the next five years	Lower	73%	294	319	8
<b>Please rate how safe or unsafe you feel:</b>	In your neighborhood during the day	Similar	92%	264	349	24
	In Collinsville's downtown/commercial area during the day	Similar	89%	222	333	33
	From property crime	Similar	71%	158	231	32
	From violent crime	Similar	72%	184	231	20
	From fire, flood, or other natural disaster	Similar	84%	92	221	58
<b>Please rate the job you feel the Collinsville community does at each of the following.</b>	Making all residents feel welcome	Similar	53%	179	228	21
	Attracting people from diverse backgrounds	Similar	50%	148	225	34
	Valuing/respecting residents from diverse backgrounds	Similar	54%	166	226	26
	Taking care of vulnerable residents	Similar	47%	144	222	35
<b>Please rate each of the following in the Collinsville community.</b>	Overall quality of business and service establishments	Similar	62%	201	321	37
	Variety of business and service establishments	Similar	51%	141	223	37
	Vibrancy of downtown/commercial area	Similar	45%	177	299	41
	Employment opportunities	Lower	25%	279	334	16
	Shopping opportunities	Similar	37%	245	325	24
	Cost of living	Similar	45%	99	312	68
	Overall image or reputation	Lower	48%	309	374	17
<b>Please also rate each of the following in the Collinsville community.</b>	Traffic flow on major streets	Higher	70%	68	346	80
	Ease of public parking	Similar	64%	142	294	52
	Ease of travel by car	Similar	79%	108	333	67
	Ease of travel by public transportation	Higher	49%	63	294	78
	Ease of travel by bicycle	Lower	37%	261	335	22
	Ease of walking	Lower	45%	281	336	16
	Well-planned residential growth	Similar	33%	162	224	28
	Well-planned commercial growth	Similar	34%	145	224	35
	Well-designed neighborhoods	Lower	41%	186	222	16

Please also rate each of the following in the Collinsville community.						
Preservation of the historical or cultural character of the community	Similar	62%	106	221	52	
Public places where people want to spend time	Similar	45%	247	307	19	
Variety of housing options	Similar	45%	164	319	48	
Availability of affordable quality housing	Similar	40%	102	341	70	
Overall quality of new development	Similar	46%	215	330	35	
Overall appearance	Lower	52%	288	353	18	
Cleanliness	Lower	54%	265	342	22	
Water resources	Much lower	24%	198	204	3	
Air quality	Similar	68%	247	307	19	
Availability of paths and walking trails	Lower	45%	308	337	8	
Fitness opportunities	Lower	51%	284	307	7	
Recreational opportunities	Lower	44%	300	327	8	
Availability of affordable quality food	Similar	53%	220	303	27	
Availability of affordable quality health care	Similar	44%	235	312	25	
Availability of preventive health services	Lower	39%	261	298	12	
Availability of affordable quality mental health care	Lower	25%	244	300	19	
Opportunities to attend cultural/arts/music activities	Lower	35%	268	324	17	
Community support for the arts	Lower	29%	190	221	14	
Availability of affordable quality childcare/preschool	Similar	44%	187	310	40	
K-12 education	Lower	54%	236	312	24	
Adult educational opportunities	Lower	28%	280	304	7	
Sense of civic/community pride	Similar	53%	146	222	34	
Neighborliness of residents	Similar	52%	244	309	21	
Opportunities to participate in social events and activities	Similar	45%	258	316	18	
Opportunities to attend special events and festivals	Similar	64%	169	314	46	
Opportunities to volunteer	Lower	52%	283	312	9	

<b>Please also rate each of the following in the Collinsville community.</b>	Opportunities to participate in community matters	Lower	42%	295	313	6
	Openness and acceptance of the community toward people of diverse backgrounds	Similar	49%	276	330	16
<b>Please indicate whether or not you have done each of the following in the last 12 months.</b>	Contacted the City of Collinsville for help or information	Similar	51%	110	348	68
	Contacted Collinsville elected officials to express your opinion	Similar	14%	208	306	32
	Attended a local public meeting	Similar	12%	277	309	10
	Watched a local public meeting	Similar	16%	246	291	15
	Volunteered your time to some group/activity	Lower	21%	259	312	17
	Campaigned or advocated for a local issue, cause, or candidate	Similar	19%	142	302	53
	Voted in your most recent local election	Similar	75%	130	223	42
	Used public transportation instead of driving	Lower	7%	215	281	23
	Carpooled with other adults or children instead of driving alone	Similar	38%	217	303	28
	Walked or biked instead of driving	Lower	43%	254	307	17
<b>Please rate the quality of each of the following services in Collinsville.</b>	Public information services	Similar	53%	291	325	10
	Economic development	Similar	49%	216	319	32
	Traffic enforcement	Similar	59%	243	368	34
	Traffic signal timing	Similar	62%	78	311	75
	Street repair	Similar	35%	249	361	31
	Street cleaning	Similar	61%	181	325	44
	Street lighting	Similar	59%	226	355	36
	Snow removal	Similar	70%	120	271	55
	Sidewalk maintenance	Similar	46%	227	324	30
	Bus or transit services	Higher	62%	71	290	75
	Land use, planning and zoning	Similar	41%	199	327	39
	Code enforcement	Similar	41%	240	361	33
	Affordable high-speed internet access	Similar	50%	120	218	45
Garbage collection	Similar	74%	273	345	21	

<b>Please rate the quality of each of the following services in Collinsville.</b>	Drinking water	Similar	64%	217	324	33	
	Sewer services	Similar	76%	239	326	26	
	Storm water management	Similar	67%	222	338	34	
	Power (electric and/or gas) utility	Lower	61%	255	269	5	
	Utility billing	Lower	49%	277	292	5	
	Police/Sheriff services	Similar	66%	329	395	16	
	Crime prevention	Similar	59%	257	366	30	
	Animal control	Similar	59%	262	338	22	
	Ambulance or emergency medical services	Similar	86%	231	333	30	
	Fire services	Similar	85%	270	358	24	
	Fire prevention and education	Similar	69%	242	323	25	
	Emergency preparedness	Similar	58%	228	321	29	
	Preservation of natural areas	Similar	50%	251	306	18	
	Collinsville open space	Lower	46%	258	301	14	
	Recycling	Similar	65%	241	347	30	
	Yard waste pick-up	Lower	53%	260	303	14	
	City parks	Lower	63%	295	339	13	
	Recreation programs or classes	Lower	47%	303	334	9	
	Recreation centers or facilities	Lower	50%	277	315	12	
	Health services	Lower	47%	248	292	15	
	Public library services	Similar	78%	226	337	33	
	Overall customer service by Collinsville employees	Similar	64%	316	382	17	
	<b>Please rate the following categories of Collinsville government performance.</b>	The value of services for the taxes paid to Collinsville	Similar	44%	276	386	28
		The overall direction that Collinsville is taking	Similar	51%	228	352	35
		The job Collinsville government does at welcoming resident involvement	Similar	38%	292	350	16
		Overall confidence in Collinsville government	Similar	42%	224	316	29

































































<b>Please rate the following categories of Collinsville government performance.</b>	Generally acting in the best interest of the community	Similar	49%	213	321	33
	Being honest	Similar	48%	216	311	30
	Being open and transparent to the public	Similar	46%	142	228	38
	Informing residents about issues facing the community	Similar	44%	150	233	36
	Treating all residents fairly	Similar	51%	214	317	32
	Treating residents with respect	Similar	55%	166	224	26
<b>Overall, how would you rate the quality of the services provided by each of the following?</b>	The City of Collinsville	Similar	62%	282	378	25
	The Federal Government	Similar	32%	265	301	12
<b>Please rate how important, if at all, you think it is for the Collinsville community to focus on each of the following in the coming two years.</b>	Overall economic health	Similar	89%	184	294	37
	Overall quality of the transportation system	Similar	63%	200	220	9
	Overall design or layout of residential and commercial areas	Similar	63%	277	295	6
	Overall quality of the utility infrastructure	Similar	88%	117	219	47
	Overall feeling of safety	Similar	94%	50	295	83
	Overall quality of natural environment	Similar	78%	265	295	10
	Overall quality of parks and recreation opportunities	Similar	75%	185	221	16
	Overall health and wellness opportunities	Similar	69%	260	295	11
	Overall opportunities for education, culture, and the arts	Similar	71%	234	294	20
Residents' connection and engagement with their community	Similar	66%	206	294	30	
<b>In general, how many times do you:</b>	Access the internet from your home	Similar	92%	165	221	25
	Access the internet from your cell phone	Similar	94%	116	221	47
	Visit social media sites	Similar	82%	50	220	77
	Use or check email	Similar	94%	191	221	14
	Share your opinions online	Similar	34%	39	221	82
	Shop online	Similar	52%	147	220	33
	Please rate your overall health.	Similar	61%	228	302	24
	What impact, if any, do you think the economy will have on your family income in the next 6 months? Do you think the impact will be:	Similar	15%	244	304	20
































## Complete set of frequencies
































This dashboard contains a complete set of responses to each question on the survey. By default, "don't know" responses are excluded, but may be added to the table using the response filter to the right. In some tables, the percentages may not sum to 100%; this is either because the question permitted the respondent to "choose all that apply", or for a question that asked the respondent to select one answer, it is due to the customary practice of rounding values to the nearest whole number.

Question	Response	Percentage	Count (N)
Please rate each of the following aspects of quality of life in Collinsville.	Collinsville as a place to live	Excellent	18% N=66
	Good	55% N=200	
	Fair	21% N=77	
	Poor	6% N=21	
Your neighborhood as a place to live	Excellent	23% N=84	
	Good	51% N=184	
	Fair	18% N=65	
	Poor	8% N=30	
Collinsville as a place to raise children	Excellent	12% N=35	
	Good	51% N=148	
	Fair	28% N=82	
	Poor	10% N=28	
Collinsville as a place to work	Excellent	8% N=21	
	Good	40% N=96	
	Fair	34% N=83	
	Poor	17% N=42	
Collinsville as a place to visit	Excellent	11% N=37	
	Good	38% N=130	
	Fair	33% N=112	
	Poor	19% N=66	
Collinsville as a place to retire	Excellent	12% N=33	
	Good	39% N=108	
	Fair	25% N=69	
	Poor	24% N=66	
The overall quality of life	Excellent	11% N=40	
	Good	63% N=223	
	Fair	23% N=80	
	Poor	4% N=13	
































<b>Please rate each of the following aspects of quality of life in Collinsville.</b>	Sense of community	Excellent		16% N=57
		Good		39% N=137
		Fair		34% N=117
		Poor		10% N=36
<b>Please rate each of the following characteristics as they relate to Collinsville as a whole.</b>	Overall economic health	Excellent		8% N=25
		Good		39% N=129
		Fair		45% N=148
		Poor		8% N=27
	Overall quality of the transportation system	Excellent		12% N=42
		Good		41% N=139
		Fair		31% N=105
		Poor		15% N=52
	Overall design or layout of residential and commercial areas	Excellent		11% N=40
		Good		43% N=153
		Fair		29% N=105
		Poor		17% N=61
Overall quality of the utility infrastructure	Excellent		17% N=59	
	Good		43% N=153	
	Fair		30% N=108	
	Poor		10% N=37	
Overall feeling of safety	Excellent		13% N=48	
	Good		45% N=160	
	Fair		31% N=111	
	Poor		11% N=38	
Overall quality of natural environment	Excellent		10% N=37	
	Good		44% N=156	
	Fair		33% N=117	
	Poor		13% N=45	
Overall quality of parks and recreation opportunities	Excellent		23% N=81	
	Good		39% N=136	
	Fair		28% N=98	
































<b>Please rate each of the following characteristics as they relate to Collinsville as a whole.</b>	Overall quality of parks and recreation opportunities	Poor		10% N=35	
	Overall health and wellness opportunities	Excellent		13% N=43	
		Good		38% N=123	
		Fair		37% N=120	
		Poor		12% N=40	
	Overall opportunities for education, culture, and the arts	Excellent		11% N=35	
		Good		22% N=70	
		Fair		42% N=135	
		Poor		25% N=80	
	Residents' connection and engagement with their community	Excellent		11% N=37	
		Good		31% N=101	
		Fair		45% N=148	
		Poor		14% N=45	
	<b>Please indicate how likely or unlikely you are to do each of the following.</b>	Recommend living in Collinsville to someone who asks	Very likely		30% N=106
			Somewhat likely		45% N=160
			Somewhat unlikely		13% N=44
Very unlikely				12% N=42	
Remain in Collinsville for the next five years		Very likely		45% N=156	
		Somewhat likely		28% N=96	
		Somewhat unlikely		13% N=46	
		Very unlikely		15% N=51	
<b>Please rate how safe or unsafe you feel:</b>	In your neighborhood during the day	Very safe		58% N=211	
		Somewhat safe		34% N=123	
		Neither safe nor unsafe		4% N=15	
		Somewhat unsafe		3% N=11	
		Very unsafe		1% N=3	
	In Collinsville's downtown/commercial area during the day	Very safe		49% N=179	
		Somewhat safe		39% N=143	
		Neither safe nor unsafe		6% N=21	
		Somewhat unsafe		3% N=12	
		Very unsafe		2% N=8	

<b>Please rate how safe or unsafe you feel:</b>	From property crime	Very safe		21% N=77
		Somewhat safe		50% N=181
		Neither safe nor unsafe		13% N=48
		Somewhat unsafe		9% N=34
		Very unsafe		7% N=25
	From violent crime	Very safe		30% N=110
		Somewhat safe		41% N=148
		Neither safe nor unsafe		15% N=53
		Somewhat unsafe		10% N=36
		Very unsafe		4% N=16
	From fire, flood, or other natural disaster	Very safe		46% N=164
		Somewhat safe		39% N=139
		Neither safe nor unsafe		13% N=46
		Somewhat unsafe		2% N=7
		Very unsafe		1% N=2
<b>Please rate the job you feel the Collinsville community does at each of the following.</b>	Making all residents feel welcome	Excellent		18% N=62
		Good		36% N=123
		Fair		36% N=123
		Poor		10% N=34
	Attracting people from diverse backgrounds	Excellent		17% N=53
		Good		33% N=104
		Fair		36% N=112
		Poor		14% N=44
	Valuing/respecting residents from diverse backgrounds	Excellent		17% N=49
		Good		37% N=108
		Fair		32% N=92
		Poor		14% N=41
	Taking care of vulnerable residents	Excellent		15% N=43
		Good		33% N=95
		Fair		32% N=93
		Poor		21% N=60

<b>Please rate each of the following in the Collinsville community.</b>	Overall quality of business and service establishments	Excellent		16% N=58
		Good		46% N=166
		Fair		31% N=113
		Poor		6% N=23
	Variety of business and service establishments	Excellent		13% N=46
		Good		38% N=136
		Fair		36% N=128
		Poor		13% N=45
	Vibrancy of downtown/commercial area	Excellent		9% N=34
		Good		35% N=127
		Fair		41% N=148
		Poor		14% N=52
	Employment opportunities	Excellent		5% N=13
		Good		20% N=52
		Fair		47% N=121
		Poor		27% N=70
	Shopping opportunities	Excellent		7% N=27
		Good		30% N=106
		Fair		41% N=146
		Poor		22% N=78
	Cost of living	Excellent		13% N=48
		Good		32% N=112
		Fair		38% N=135
		Poor		17% N=59
	Overall image or reputation	Excellent		12% N=42
		Good		37% N=131
		Fair		40% N=141
		Poor		12% N=42
<b>Please also rate each of the following in the Collinsville community.</b>	Traffic flow on major streets	Excellent		13% N=46
		Good		57% N=206
		Fair		19% N=69
































**Please also rate each of the following in the Collinsville community.**

Traffic flow on major streets	Poor		11% N=38
	Excellent		12% N=42
Ease of public parking	Good		52% N=186
	Fair		25% N=91
	Poor		11% N=40
	Excellent		24% N=88
Ease of travel by car	Good		54% N=195
	Fair		17% N=61
	Poor		4% N=15
	Excellent		9% N=15
Ease of travel by public transportation	Good		41% N=70
	Fair		35% N=61
	Poor		16% N=27
	Excellent		6% N=14
Ease of travel by bicycle	Good		31% N=72
	Fair		34% N=78
	Poor		28% N=65
	Excellent		14% N=46
Ease of walking	Good		32% N=105
	Fair		32% N=106
	Poor		22% N=74
	Excellent		4% N=12
Well-planned residential growth	Good		28% N=75
	Fair		44% N=118
	Poor		24% N=63
	Excellent		6% N=19
Well-planned commercial growth	Good		28% N=86
	Fair		43% N=131
	Poor		23% N=71
	Excellent		7% N=24
Well-designed neighborhoods	Good		34% N=115
































Please also rate each of the following in the Collinsville community.				
Well-designed neighborhoods	Fair		37%	N=122
	Poor		22%	N=73
Preservation of the historical or cultural character of the community	Excellent		15%	N=50
	Good		46%	N=151
	Fair		30%	N=96
	Poor		9%	N=28
Public places where people want to spend time	Excellent		9%	N=31
	Good		36%	N=127
	Fair		39%	N=137
	Poor		16%	N=57
Variety of housing options	Excellent		10%	N=33
	Good		36%	N=117
	Fair		35%	N=113
	Poor		19%	N=63
Availability of affordable quality housing	Excellent		9%	N=29
	Good		30%	N=93
	Fair		38%	N=119
	Poor		23%	N=70
Overall quality of new development	Excellent		11%	N=33
	Good		35%	N=108
	Fair		38%	N=116
	Poor		16%	N=49
Overall appearance	Excellent		10%	N=36
	Good		43%	N=154
	Fair		34%	N=122
	Poor		13%	N=46
Cleanliness	Excellent		12%	N=43
	Good		42%	N=152
	Fair		38%	N=135
	Poor		8%	N=28
Water resources	Excellent		4%	N=12

































































**Please also rate each of the following in the Collinsville community.**

Water resources	Good		20% N=57
	Fair		35% N=100
	Poor		40% N=115
Air quality	Excellent		13% N=42
	Good		55% N=183
	Fair		28% N=92
	Poor		4% N=14
Availability of paths and walking trails	Excellent		10% N=34
	Good		34% N=111
	Fair		31% N=100
	Poor		25% N=81
Fitness opportunities	Excellent		9% N=31
	Good		42% N=138
	Fair		31% N=102
	Poor		18% N=60
Recreational opportunities	Excellent		8% N=25
	Good		37% N=124
	Fair		37% N=124
	Poor		19% N=63
Availability of affordable quality food	Excellent		15% N=53
	Good		38% N=138
	Fair		36% N=129
	Poor		11% N=40
Availability of affordable quality health care	Excellent		10% N=31
	Good		34% N=109
	Fair		38% N=122
	Poor		18% N=56
Availability of preventive health services	Excellent		10% N=29
	Good		29% N=86
	Fair		40% N=118
	Poor		21% N=63

Please also rate each of the following in the Collinsville community.
































Availability of affordable quality mental health care	Excellent		8% N=17
	Good		17% N=35
	Fair		38% N=80
	Poor		38% N=80
Opportunities to attend cultural/arts/music activities	Excellent		9% N=29
	Good		26% N=82
	Fair		44% N=139
	Poor		22% N=70
Community support for the arts	Excellent		8% N=23
	Good		22% N=61
	Fair		50% N=141
	Poor		21% N=60
Availability of affordable quality childcare/preschool	Excellent		6% N=11
	Good		37% N=65
	Fair		31% N=53
	Poor		25% N=43
K-12 education	Excellent		14% N=33
	Good		41% N=101
	Fair		31% N=76
	Poor		14% N=34
Adult educational opportunities	Excellent		4% N=9
	Good		25% N=54
	Fair		38% N=83
	Poor		32% N=70
Sense of civic/community pride	Excellent		12% N=39
	Good		42% N=141
	Fair		36% N=120
	Poor		11% N=37
Neighborliness of residents	Excellent		15% N=52
	Good		36% N=124
	Fair		34% N=116

<b>Please also rate each of the following in the Collinsville community.</b>	Neighborhoodliness of residents	Poor		15% N=52
	Opportunities to participate in social events and activities	Excellent		10% N=31
		Good		36% N=119
		Fair		43% N=141
		Poor		11% N=37
	Opportunities to attend special events and festivals	Excellent		20% N=69
		Good		44% N=155
		Fair		27% N=96
		Poor		8% N=29
	Opportunities to volunteer	Excellent		12% N=30
		Good		40% N=98
		Fair		34% N=85
		Poor		13% N=33
	Opportunities to participate in community matters	Excellent		9% N=24
		Good		33% N=91
		Fair		36% N=100
		Poor		22% N=60
	Openness and acceptance of the community toward people of diverse backgrounds	Excellent		11% N=31
		Good		38% N=107
		Fair		31% N=86
Poor			20% N=56	
<b>Please indicate whether or not you have done each of the following in the last 12 months.</b>	Contacted the City of Collinsville for help or information	No		51% N=182
		Yes		49% N=178
	Contacted Collinsville elected officials to express your opinion	No		86% N=309
		Yes		14% N=50
	Attended a local public meeting	No		89% N=320
		Yes		11% N=41
	Watched a local public meeting	No		85% N=305
		Yes		15% N=56
	Volunteered your time to some group/activity	No		78% N=283
		Yes		22% N=78
































<b>Please indicate whether or not you have done each of the following in the last 12 months.</b>	Campaigned or advocated for a local issue, cause, or candidate	No		81% N=294
		Yes		19% N=68
	Voted in your most recent local election	No		26% N=93
		Yes		74% N=268
	Used public transportation instead of driving	No		93% N=335
		Yes		7% N=26
Carpooled with other adults or children instead of driving alone	No		63% N=226	
	Yes		37% N=135	
Walked or biked instead of driving	No		56% N=203	
	Yes		44% N=158	
<b>Please rate the quality of each of the following services in Collinsville.</b>	Public information services	Excellent		9% N=28
		Good		44% N=140
		Fair		33% N=104
		Poor		14% N=43
	Economic development	Excellent		7% N=21
		Good		43% N=136
		Fair		37% N=117
		Poor		14% N=45
	Traffic enforcement	Excellent		11% N=36
		Good		49% N=165
		Fair		24% N=82
		Poor		16% N=54
	Traffic signal timing	Excellent		11% N=37
		Good		52% N=183
		Fair		28% N=98
		Poor		10% N=35
Street repair	Excellent		8% N=27	
	Good		28% N=98	
	Fair		39% N=136	
	Poor		26% N=92	
Street cleaning	Excellent		16% N=57	
































Please rate the quality of each of the following services in Collinsville.			
Street cleaning	Good		45% N=155
	Fair		28% N=95
	Poor		11% N=37
Street lighting	Excellent		13% N=45
	Good		46% N=165
	Fair		27% N=96
	Poor		14% N=51
Snow removal	Excellent		23% N=83
	Good		46% N=166
	Fair		21% N=77
	Poor		9% N=31
Sidewalk maintenance	Excellent		10% N=31
	Good		36% N=113
	Fair		37% N=116
	Poor		17% N=54
Bus or transit services	Excellent		10% N=18
	Good		53% N=97
	Fair		25% N=47
	Poor		12% N=21
Land use, planning and zoning	Excellent		6% N=15
	Good		35% N=87
	Fair		36% N=88
	Poor		23% N=56
Code enforcement	Excellent		9% N=28
	Good		31% N=97
	Fair		32% N=101
	Poor		28% N=88
Affordable high-speed internet access	Excellent		15% N=51
	Good		34% N=113
	Fair		29% N=96
	Poor		21% N=69

Please rate the quality of each of the following services in Collinsville.

Garbage collection	Excellent		30% N=107
	Good		44% N=158
	Fair		15% N=55
	Poor		10% N=37
Drinking water	Excellent		23% N=81
	Good		40% N=140
	Fair		23% N=80
	Poor		14% N=47
Sewer services	Excellent		22% N=73
	Good		55% N=184
	Fair		15% N=50
	Poor		9% N=30
Storm water management	Excellent		16% N=51
	Good		51% N=168
	Fair		24% N=79
	Poor		9% N=31
Power (electric and/or gas) utility	Excellent		17% N=60
	Good		44% N=158
	Fair		24% N=86
	Poor		15% N=52
Utility billing	Excellent		14% N=50
	Good		35% N=122
	Fair		30% N=102
	Poor		21% N=72
Police/Sheriff services	Excellent		24% N=79
	Good		42% N=139
	Fair		24% N=79
	Poor		10% N=33
Crime prevention	Excellent		17% N=53
	Good		42% N=133
	Fair		31% N=98
































**Please rate the quality of each of the following services in Collinsville.**

Crime prevention	Poor		10% N=31
Animal control	Excellent		14% N=38
	Good		46% N=129
	Fair		27% N=75
	Poor		13% N=37
Ambulance or emergency medical services	Excellent		33% N=94
	Good		52% N=147
	Fair		11% N=32
	Poor		3% N=8
Fire services	Excellent		40% N=118
	Good		45% N=133
	Fair		12% N=35
	Poor		3% N=8
Fire prevention and education	Excellent		25% N=60
	Good		45% N=107
	Fair		24% N=58
	Poor		5% N=13
Emergency preparedness	Excellent		16% N=43
	Good		43% N=114
	Fair		29% N=78
	Poor		12% N=32
Preservation of natural areas	Excellent		8% N=23
	Good		43% N=123
	Fair		35% N=102
	Poor		14% N=40
Collinsville open space	Excellent		10% N=29
	Good		37% N=105
	Fair		37% N=108
	Poor		16% N=46
Recycling	Excellent		21% N=70
	Good		45% N=150






























Please rate the quality of each of the following services in Collinsville.				
Recycling	Fair		19% N=62	
	Poor		16% N=52	
Yard waste pick-up	Excellent		16% N=48	
	Good		38% N=114	
	Fair		26% N=78	
	Poor		21% N=64	
City parks	Excellent		22% N=75	
	Good		41% N=139	
	Fair		26% N=90	
	Poor		11% N=37	
Recreation programs or classes	Excellent		10% N=26	
	Good		38% N=97	
	Fair		33% N=84	
	Poor		19% N=48	
Recreation centers or facilities	Excellent		10% N=28	
	Good		41% N=110	
	Fair		32% N=87	
	Poor		17% N=47	
Health services	Excellent		12% N=32	
	Good		36% N=98	
	Fair		37% N=101	
	Poor		15% N=42	
Public library services	Excellent		40% N=129	
	Good		39% N=124	
	Fair		16% N=52	
	Poor		5% N=16	
Overall customer service by Collinsville employees	Excellent		21% N=67	
	Good		44% N=139	
	Fair		27% N=86	
	Poor		9% N=28	
<b>Please rate the following categories of Collinsville government performance.</b>	The value of services for the taxes paid to Collinsville	Excellent		10% N=32


































Please rate the following categories of Collinsville government performance.	Category	Rating	Percentage	
			Bar	Text
The value of services for the taxes paid to Collinsville		Good		35% N=114
		Fair		34% N=111
		Poor		21% N=68
The overall direction that Collinsville is taking		Excellent		10% N=33
		Good		41% N=130
		Fair		34% N=108
		Poor		15% N=48
The job Collinsville government does at welcoming resident involvement		Excellent		9% N=24
		Good		30% N=78
		Fair		35% N=92
		Poor		26% N=69
Overall confidence in Collinsville government		Excellent		9% N=28
		Good		34% N=109
		Fair		37% N=119
		Poor		20% N=64
Generally acting in the best interest of the community		Excellent		12% N=36
		Good		39% N=120
		Fair		32% N=99
		Poor		18% N=57
Being honest		Excellent		11% N=32
		Good		38% N=107
		Fair		35% N=100
		Poor		16% N=45
Being open and transparent to the public		Excellent		10% N=30
		Good		37% N=107
		Fair		37% N=106
		Poor		16% N=47
Informing residents about issues facing the community		Excellent		12% N=37
		Good		33% N=103
		Fair		35% N=111
		Poor		20% N=63























<b>Please rate the following categories of Collinsville government performance.</b>	Treating all residents fairly	Excellent		16% N=42
		Good		36% N=98
		Fair		27% N=73
		Poor		22% N=60
	Treating residents with respect	Excellent		16% N=48
		Good		40% N=119
		Fair		28% N=83
		Poor		17% N=50
<b>Overall, how would you rate the quality of the services provided by each of the following?</b>	The City of Collinsville	Excellent		14% N=47
		Good		49% N=167
		Fair		30% N=104
		Poor		7% N=24
	The Federal Government	Excellent		4% N=14
		Good		28% N=90
		Fair		33% N=106
		Poor		35% N=114
<b>Please rate how important, if at all, you think it is for the Collinsville community to focus on each of the following in the coming two years.</b>	Overall economic health	Essential		44% N=154
		Very important		45% N=157
		Somewhat important		9% N=32
		Not at all important		1% N=4
	Overall quality of the transportation system	Essential		23% N=80
		Very important		41% N=143
		Somewhat important		32% N=111
		Not at all important		5% N=17
	Overall design or layout of residential and commercial areas	Essential		19% N=68
		Very important		44% N=156
		Somewhat important		31% N=110
		Not at all important		6% N=22
	Overall quality of the utility infrastructure	Essential		48% N=169
		Very important		40% N=141
		Somewhat important		11% N=39

**Please rate how important, if at all, you think it is for the Collinsville community to focus on each of the following in the coming two years.**

Overall quality of the utility infrastructure	Not at all important		1% N=2	
Overall feeling of safety	Essential		64% N=227	
	Very important		31% N=109	
	Somewhat important		5% N=17	
	Not at all important		1% N=3	
Overall quality of natural environment	Essential		27% N=96	
	Very important		51% N=177	
	Somewhat important		20% N=69	
	Not at all important		2% N=8	
Overall quality of parks and recreation opportunities	Essential		27% N=98	
	Very important		48% N=169	
	Somewhat important		22% N=78	
	Not at all important		3% N=11	
Overall health and wellness opportunities	Essential		20% N=70	
	Very important		50% N=172	
	Somewhat important		26% N=91	
	Not at all important		4% N=14	
Overall opportunities for education, culture, and the arts	Essential		25% N=87	
	Very important		47% N=164	
	Somewhat important		24% N=84	
	Not at all important		5% N=16	
Residents' connection and engagement with their community	Essential		25% N=88	
	Very important		41% N=146	
	Somewhat important		29% N=104	
	Not at all important		5% N=16	
<b>In general, how many times do you:</b>	Access the internet from your home	Several times a day		79% N=272
		Once a day		8% N=27
		A few times a week		5% N=17
		Every few weeks		3% N=10
		Less often or never		5% N=19
Access the internet from your cell phone	Several times a day		88% N=301	

<b>In general, how many times do you:</b>	Access the internet from your cell phone	Once a day	3% N=9
		A few times a week	3% N=12
		Every few weeks	1% N=3
		Less often or never	5% N=19
Visit social media sites	Several times a day	61% N=210	
	Once a day	12% N=41	
	A few times a week	9% N=32	
	Every few weeks	3% N=11	
	Less often or never	14% N=49	
Use or check email	Several times a day	70% N=240	
	Once a day	16% N=54	
	A few times a week	9% N=30	
	Every few weeks	3% N=10	
	Less often or never	3% N=11	
Share your opinions online	Several times a day	12% N=40	
	Once a day	5% N=17	
	A few times a week	18% N=60	
	Every few weeks	10% N=34	
	Less often or never	56% N=190	
Shop online	Several times a day	11% N=39	
	Once a day	7% N=22	
	A few times a week	34% N=116	
	Every few weeks	35% N=122	
	Less often or never	13% N=44	
Please rate your overall health.	Excellent	21% N=72	
	Very good	40% N=140	
	Good	28% N=97	
	Fair	9% N=32	
	Poor	2% N=7	
What impact, if any, do you think the economy will have on your family income in the next 6 months? Do you think the impact will be:	Very positive	3% N=11	
	Somewhat positive	12% N=42	

What impact, if any, do you think the economy will have on your family income in the next 6 months? Do you think the impact will be:	Neutral		40% N=140
	Somewhat negative		36% N=126
	Very negative		8% N=30
How many years have you lived in Collinsville?	Less than 2 years		9% N=31
	2-5 years		17% N=60
	6-10 years		14% N=47
	11-20 years		15% N=52
	More than 20 years		46% N=159
Which best describes the building you live in?	Single-family detached home		68% N=237
	Townhouse or duplex (may share walls but no units above ..		17% N=60
	Condominium or apartment (have units above or below you)		12% N=41
	Mobile home		2% N=6
	Other		2% N=6
Do you rent or own your home?	Rent		34% N=119
	Own		66% N=230
About how much is your monthly housing cost for the place you live (including rent, mortgage payment, property tax, property insurance and homeowners' association (HOA) fees)?	Less than \$300		3% N=11
	\$300 to \$599		13% N=44
	\$600 to \$999		43% N=147
	\$1,000 to \$1,499		28% N=96
	\$1,500 to \$2,499		9% N=31
	\$2,500 to \$3,999		3% N=11
	\$4,000 to \$6,999		1% N=4
	\$10,000 or more		0% N=1
Do any children 17 or under live in your household?	No		76% N=263
	Yes		24% N=84
Are you or any other members of your household aged 65 or older?	No		72% N=250
	Yes		28% N=98
How much do you anticipate your household's total income before taxes will be for the current year? (Please include in your total income money from all sources for all persons living in your household.)	Less than \$25,000		9% N=29
	\$25,000 to \$49,999		16% N=55
	\$50,000 to \$74,999		21% N=71
	\$75,000 to \$99,999		18% N=62

How much do you anticipate your household's total income before taxes will be for the current year? (Please include in your total income money from all sources for all persons living in your household.)	\$100,000 to \$149,999		21% N=72
	\$150,000 to \$199,999		10% N=34
	\$200,000 to \$299,999		4% N=12
	\$300,000 or more		1% N=2
Are you of Hispanic, Latino/a/x, or Spanish origin?	No, not of Hispanic, Latino/a/x, or Spanish origin		95% N=326
	Yes, I consider myself to be of Hispanic, Latino/a/x, or Spanish..		5% N=18
What is your race? (Mark one or more races to indicate what race you consider yourself to be.)	American Indian or Alaska Native		1% N=4
	Asian		2% N=8
	Black or African American		10% N=33
	White		84% N=286
	A race not listed		6% N=20
In which category is your age?	18-24 years		3% N=12
	25-34 years		25% N=86
	35-44 years		17% N=59
	45-54 years		19% N=64
	55-64 years		11% N=38
	65-74 years		15% N=52
	75 years or older		10% N=36
What is your gender?	Woman		53% N=186
	Man		46% N=160
	Identify in another way		0% N=1
If you identify in another way, how would you de..	Two-spirit		100% N=1

## Full trends

This table contains the trends over time for the City of Collinsville. The combined “percent positive” responses for each survey year are presented (e.g., excellent/good or yes). If an item was not included during an administration of the survey, no percentage will be shown in the table. If the difference between the 2019 and 2023 surveys is greater than seven percentage points, the change is statistically significant.

It is important to note that in 2020, The NCS survey was updated to include new and refreshed items. Consequently, some of the trends may be impacted due to wording modifications that could have potentially altered the meaning of the item for the respondent.

		2007	2009	2011	2019	2023
<b>Please rate each of the following aspects of quality of life in Collinsville.</b>	Collinsville as a place to live	68%	72%	73%	73%	73%
	Your neighborhood as a place to live	64%	71%	68%	72%	74%
	Collinsville as a place to raise children	53%	59%	58%	60%	63%
	Collinsville as a place to work	42%	32%	38%	48%	48%
	Collinsville as a place to visit				42%	48%
	Collinsville as a place to retire	46%	45%	42%	50%	51%
	The overall quality of life	59%	63%	62%	65%	74%
	Sense of community	51%	52%	53%	54%	56%
<b>Please rate each of the following characteristics as they relate to Collinsville as a whole.</b>	Overall economic health				42%	47%
	Overall quality of the transportation system					53%
	Overall design or layout of residential and commercial areas				56%	55%
	Overall quality of the utility infrastructure					59%
	Overall feeling of safety				66%	59%
	Overall quality of natural environment		51%	49%	61%	54%
	Overall quality of parks and recreation opportunities					61%
	Overall health and wellness opportunities				50%	51%
	Overall opportunities for education, culture, and the arts				43%	33%
	Residents’ connection and engagement with their community					42%
<b>Please indicate how likely or unlikely you are to do each of the following.</b>	Recommend living in Collinsville to someone who asks		79%	76%	77%	76%
	Remain in Collinsville for the next five years		80%	80%	80%	73%
<b>Please rate how safe or unsafe you feel:</b>	In your neighborhood during the day	91%	92%	92%	92%	92%
	In Collinsville’s downtown/commercial area during the day	89%	89%	93%	90%	89%
	From property crime	47%	52%	48%		71%
	From violent crime	61%	71%	62%		72%
	From fire, flood, or other natural disaster					84%

<b>Please rate the job you feel the Collinsville community does at each of the following.</b>	Making all residents feel welcome					53%
	Attracting people from diverse backgrounds					50%
	Valuing/respecting residents from diverse backgrounds					54%
	Taking care of vulnerable residents					47%
<b>Please rate each of the following in the Collinsville community.</b>	Overall quality of business and service establishments	56%	61%	51%	62%	
	Variety of business and service establishments					51%
	Vibrancy of downtown/commercial area					48% 45%
	Employment opportunities	21%	13%	21%	29%	25%
	Shopping opportunities	56%	50%	55%	40%	37%
	Cost of living					44% 45%
	Overall image or reputation	44%	49%	42%	45%	48%
	<b>Please also rate each of the following in the Collinsville community.</b>	Traffic flow on major streets	52%	39%	33%	78%
Ease of public parking						64% 64%
Ease of travel by car		57%	55%	46%	88%	79%
Ease of travel by public transportation						58% 49%
Ease of travel by bicycle		41%	46%	43%	45%	37%
Ease of walking		53%	47%	51%	56%	45%
Well-planned residential growth						33%
Well-planned commercial growth						34%
Well-designed neighborhoods						41%
Preservation of the historical or cultural character of the community						62%
Public places where people want to spend time						53% 45%
Variety of housing options			59%	54%	57%	45%
Availability of affordable quality housing		45%	48%	39%	51%	40%
Overall quality of new development		63%	62%	51%	47%	46%
Overall appearance		45%	52%	52%	61%	52%
Cleanliness			57%	52%	64%	54%
Water resources						24%
Air quality		64%	62%	60%	71%	68%
Availability of paths and walking trails			38%	46%	45%	45%
Fitness opportunities						56% 51%



<b>Please also rate each of the following in the Collinsville community.</b>	Recreational opportunities	46%	32%	40%	44%	44%
	Availability of affordable quality food	67%	66%	62%	71%	53%
	Availability of affordable quality health care	39%	41%	34%	59%	44%
	Availability of preventive health services	42%	39%	53%	39%	
	Availability of affordable quality mental health care				37%	25%
	Opportunities to attend cultural/arts/music activities	39%	32%	40%	27%	35%
	Community support for the arts					29%
	Availability of affordable quality childcare/preschool	39%	34%	30%	61%	44%
	K-12 education		49%	49%	62%	54%
	Adult educational opportunities				31%	28%
	Sense of civic/community pride					53%
	Neighborliness of residents				55%	52%
	Opportunities to participate in social events and activities		40%	47%	49%	45%
	Opportunities to attend special events and festivals				64%	64%
	Opportunities to volunteer		55%	55%	60%	52%
	Opportunities to participate in community matters		41%	42%	51%	42%
	Openness and acceptance of the community toward people of diver..	46%	46%	50%	55%	49%
<b>Please indicate whether or not you have done each of the following in the last 12 months.</b>	Contacted the City of Collinsville for help or information	61%	62%	53%	43%	51%
	Contacted Collinsville elected officials to express your opinion				16%	14%
	Attended a local public meeting	25%	21%	20%	13%	12%
	Watched a local public meeting	51%	38%	29%	20%	16%
	Volunteered your time to some group/activity	45%	34%	39%	31%	21%
	Campaigned or advocated for a local issue, cause, or candidate				17%	19%
	Voted in your most recent local election	70%	82%	72%		75%
	Used public transportation instead of driving				10%	7%
	Carpooled with other adults or children instead of driving alone				34%	38%
	Walked or biked instead of driving				45%	43%
	<b>Please rate the quality of each of the following services in Collinsville.</b>	Public information services		59%	60%	63%
Economic development		54%	49%	44%	45%	49%
Traffic enforcement		62%	61%	60%	73%	59%
Traffic signal timing		55%	55%	46%	69%	62%

Please rate the quality of each of the following services in Collinsville.

Street repair	50%	51%	48%	46%	35%
Street cleaning	58%	67%	57%	63%	61%
Street lighting	54%	63%	61%	62%	59%
Snow removal	56%	64%	60%	76%	70%
Sidewalk maintenance	51%	50%	50%	56%	46%
Bus or transit services				80%	62%
Land use, planning and zoning	39%	40%	36%	37%	41%
Code enforcement	37%	35%	38%	38%	41%
Affordable high-speed internet access					50%
Garbage collection	79%	85%	76%	88%	74%
Drinking water	59%	58%	58%	59%	64%
Sewer services	66%	67%	70%	73%	76%
Storm water management	60%	50%	55%	62%	67%
Power (electric and/or gas) utility				78%	61%
Utility billing				63%	49%
Police/Sheriff services	76%	74%	76%	89%	66%
Crime prevention	54%	57%	62%	65%	59%
Animal control	56%	57%	61%	60%	59%
Ambulance or emergency medical services	91%	93%	91%	96%	86%
Fire services	93%	93%	93%	95%	85%
Fire prevention and education	71%	78%	77%	78%	69%
Emergency preparedness		54%	58%	56%	58%
Preservation of natural areas		42%	43%	46%	50%
Collinsville open space				43%	46%
Recycling	72%	74%	75%	83%	65%
Yard waste pick-up	62%	63%	52%	66%	53%
City parks		64%	69%	55%	63%
Recreation programs or classes		60%	61%	37%	47%
Recreation centers or facilities		59%	57%	40%	50%
Health services				54%	47%
Public library services		84%	87%	87%	78%

<b>Please rate the quality of each of the following services in Collinsville.</b>	Overall customer service by Collinsville employees	68%	75%	70%	77%	64%
<b>Please rate the following categories of Collinsville government performance.</b>	The value of services for the taxes paid to Collinsville	43%	42%	35%	42%	44%
	The overall direction that Collinsville is taking	55%	53%	48%	55%	51%
	The job Collinsville government does at welcoming resident involve..	47%	42%	38%	47%	38%
	Overall confidence in Collinsville government				47%	42%
	Generally acting in the best interest of the community				52%	49%
	Being honest				48%	48%
	Being open and transparent to the public					46%
	Informing residents about issues facing the community					44%
	Treating all residents fairly				53%	51%
	Treating residents with respect					55%
<b>Overall, how would you rate the quality of the services provided by each of the following?</b>	The City of Collinsville	66%	61%	60%	68%	62%
	The Federal Government	44%	29%	28%	32%	32%
<b>Please rate how important, if at all, you think it is for the Collinsville community to focus on each of the following in the coming two years.</b>	Overall economic health				94%	89%
	Overall quality of the transportation system					63%
	Overall design or layout of residential and commercial areas				74%	63%
	Overall quality of the utility infrastructure					88%
	Overall feeling of safety				94%	94%
	Overall quality of natural environment				73%	78%
	Overall quality of parks and recreation opportunities					75%
	Overall health and wellness opportunities				69%	69%
	Overall opportunities for education, culture, and the arts				80%	71%
	Residents' connection and engagement with their community				82%	66%
<b>In general, how many times do you:</b>	Access the internet from your home					92%
	Access the internet from your cell phone					94%
	Visit social media sites					82%
	Use or check email					94%
	Share your opinions online					34%
	Shop online					52%
	Please rate your overall health.				50%	61%
	What impact, if any, do you think the economy will have on your fa..	17%	13%	11%	33%	15%

## Methods (open participation)

As part of its participation in The National Community Survey™ (The NCST™), the City of Collinsville conducted a survey of 2,800 residents. Survey invitations were mailed to randomly selected households and data were collected from March 27, 2023 to May 8, 2023. The results from this main survey effort represent the most robust estimate of your residents' opinions.





























After the above data collection period was underway, a link to an online open participation survey was publicized by the City of Collinsville. The open participation survey was identical to the probability sample survey with two small updates; respondents were asked to indicate if they lived in Collinsville and where they heard about the survey. The open participation survey was open to all city residents and became available on April 24, 2023. The survey remained open for two weeks and there were 79 responses.

































The open participation survey data were not collected through a random sample and it is unknown who in the community was aware of the survey; therefore, a level of confidence in the representativeness of the sample cannot be estimated. Due to limited response, the results were not statistically weighted.

































\* Pasek, J. (2010). ANES Weighting Algorithm. Retrieved from <https://web.stanford.edu/group/iriss/cgi-bin/anesrake/resources/RakingDescription.pdf>

































## Open participation survey results

This dashboard contains a complete set of responses to each question on the open participation survey. By default, "don't know" responses are excluded, but may be added to the table using the response filter to the right. In some tables, the percentages may not sum to 100%; this is either because the question permitted the respondent to "choose all that apply", or for a question that asked the respondent to select one answer, it is due to the customary practice of rounding values to the nearest whole number.

































	Do you live within the city limits of Collinsville?	Yes		89% N=70
		No		9% N=7
		I don't know		3% N=2
<b>Please rate each of the following aspects of quality of life in Collinsville.</b>	Collinsville as a place to live	Excellent		14% N=11
		Good		59% N=47
		Fair		23% N=18
		Poor		4% N=3
	Your neighborhood as a place to live	Excellent		26% N=20
		Good		56% N=43
		Fair		18% N=14
	Collinsville as a place to raise children	Excellent		16% N=11
		Good		48% N=33
		Fair		28% N=19
		Poor		9% N=6
	Collinsville as a place to work	Excellent		8% N=4
		Good		40% N=21
		Fair		29% N=15
		Poor		23% N=12
	Collinsville as a place to visit	Excellent		4% N=3
Good			42% N=30	
Fair			43% N=31	
Poor			11% N=8	
Collinsville as a place to retire	Excellent		11% N=7	
	Good		36% N=23	
	Fair		34% N=22	
	Poor		19% N=12	
The overall quality of life in Collinsville	Excellent		14% N=11	
	Good		58% N=45	

<b>Please rate each of the following aspects of quality of life in Collinsville.</b>	The overall quality of life in Collinsville	Fair		26% N=20	
		Poor		3% N=2	
	Sense of community	Excellent		17% N=13	
		Good		39% N=30	
		Fair		36% N=28	
		Poor		8% N=6	
<b>Please rate each of the following characteristics as they relate to Collinsville as a whole.</b>	Overall economic health of Collinsville	Excellent		3% N=2	
		Good		55% N=38	
		Fair		30% N=21	
		Poor		12% N=8	
	Overall quality of the transportation system (auto, bicycle, foot, bus) in Collinsville	Excellent		4% N=3	
		Good		47% N=34	
		Fair		40% N=29	
		Poor		8% N=6	
	Overall design or layout of Collinsville's residential and commercial areas (e.g., homes, buildings, streets, parks, etc.)	Excellent		3% N=2	
		Good		50% N=39	
		Fair		40% N=31	
		Poor		8% N=6	
	Overall quality of the utility infrastructure in Collinsville (water, sewer, storm water, electric/gas, broadband)	Excellent		9% N=7	
		Good		44% N=33	
		Fair		36% N=27	
		Poor		11% N=8	
	Overall feeling of safety in Collinsville	Excellent		9% N=7	
		Good		43% N=34	
		Fair		35% N=28	
		Poor		13% N=10	
	Overall quality of natural environment in Collinsville	Excellent		9% N=7	
		Good		42% N=32	
		Fair		47% N=36	
		Poor		3% N=2	
	Overall quality of parks and recreation opportunities	Excellent		12% N=9	
		Good		56% N=41	

<b>Please rate each of the following characteristics as they relate to Collinsville as a whole.</b>	Overall quality of parks and recreation opportunities	Fair		29% N=21
		Poor		3% N=2
	Overall health and wellness opportunities in Collinsville	Excellent		6% N=4
		Good		40% N=29
		Fair		44% N=32
Poor			10% N=7	
Overall opportunities for education, culture, and the arts	Excellent		7% N=5	
	Good		29% N=22	
	Fair		45% N=34	
	Poor		20% N=15	
Residents' connection and engagement with their community	Excellent		7% N=5	
	Good		43% N=32	
	Fair		36% N=27	
	Poor		14% N=10	
<b>Please indicate how likely or unlikely you are to do each of the following.</b>	Recommend living in Collinsville to someone who asks	Very likely		29% N=22
		Somewhat likely		49% N=38
		Somewhat unlikely		14% N=11
		Very unlikely		8% N=6
	Remain in Collinsville for the next five years	Very likely		59% N=44
Somewhat likely			25% N=19	
Somewhat unlikely			7% N=5	
Very unlikely			9% N=7	
<b>Please rate how safe or unsafe you feel:</b>	In your neighborhood during the day	Very safe		68% N=53
		Somewhat safe		24% N=19
		Neither safe nor unsafe		4% N=3
		Somewhat unsafe		3% N=2
		Very unsafe		1% N=1
	In Collinsville's downtown/commercial area during the day	Very safe		53% N=41
		Somewhat safe		34% N=26
		Neither safe nor unsafe		6% N=5
		Somewhat unsafe		4% N=3
		Very unsafe		3% N=2

<b>Please rate how safe or unsafe you feel:</b>	From property crime	Very safe		23% N=18
		Somewhat safe		48% N=37
		Neither safe nor unsafe		9% N=7
		Somewhat unsafe		10% N=8
		Very unsafe		9% N=7
	From violent crime	Very safe		37% N=29
		Somewhat safe		41% N=32
		Neither safe nor unsafe		8% N=6
		Somewhat unsafe		8% N=6
		Very unsafe		6% N=5
	From fire, flood, or other natural disaster	Very safe		47% N=36
		Somewhat safe		38% N=29
		Neither safe nor unsafe		13% N=10
		Somewhat unsafe		3% N=2
	<b>Please rate the job you feel the Collinsville community does at each of the following.</b>	Making all residents feel welcome	Excellent	
Good				45% N=31
Fair				35% N=24
Poor				9% N=6
Attracting people from diverse backgrounds		Excellent		11% N=7
		Good		40% N=25
		Fair		40% N=25
		Poor		8% N=5
Valuing/respecting residents from diverse backgrounds		Excellent		6% N=4
		Good		51% N=33
		Fair		37% N=24
		Poor		6% N=4
Taking care of vulnerable residents (elderly, disabled, homeless, etc.)		Excellent		9% N=6
		Good		30% N=19
		Fair		44% N=28
		Poor		17% N=11
<b>Please rate each of the following in the Collinsville community.</b>	Overall quality of business and service establishments in Collinsville	Excellent		12% N=9
		Good		45% N=35



































<b>Please rate each of the following in the Collinsville community.</b>	Overall quality of business and service establishments in Collinsville	Fair		37% N=29
		Poor		6% N=5
	Variety of business and service establishments in Collinsville	Excellent		8% N=6
		Good		34% N=26
		Fair		42% N=32
		Poor		17% N=13
	Vibrancy of downtown/commercial area	Excellent		3% N=2
		Good		45% N=34
		Fair		42% N=32
		Poor		11% N=8
	Employment opportunities	Good		27% N=14
		Fair		44% N=23
		Poor		29% N=15
	Shopping opportunities	Excellent		3% N=2
		Good		16% N=12
		Fair		53% N=40
		Poor		29% N=22
	Cost of living in Collinsville	Excellent		8% N=6
		Good		34% N=25
		Fair		49% N=36
		Poor		8% N=6
	Overall image or reputation of Collinsville	Excellent		3% N=2
		Good		48% N=37
		Fair		30% N=23
		Poor		19% N=15
<b>Please also rate each of the following in the Collinsville community.</b>	Traffic flow on major streets	Excellent		12% N=9
		Good		63% N=49
		Fair		23% N=18
		Poor		3% N=2
	Ease of public parking	Excellent		12% N=9
Good			45% N=34	
Fair			35% N=26	


































Please also rate each of the following in the Collinsville community.

Ease of public parking	Poor		8% N=6
Ease of travel by car in Collinsville	Excellent		25% N=19
	Good		59% N=44
	Fair		16% N=12
Ease of travel by public transportation in Collinsville	Good		41% N=12
	Fair		31% N=9
	Poor		28% N=8
Ease of travel by bicycle in Collinsville	Good		26% N=11
	Fair		36% N=15
	Poor		38% N=16
Ease of walking in Collinsville	Excellent		8% N=6
	Good		41% N=30
	Fair		33% N=24
	Poor		18% N=13
Well-planned residential growth	Good		33% N=17
	Fair		37% N=19
	Poor		29% N=15
Well-planned commercial growth	Excellent		4% N=2
	Good		23% N=13
	Fair		39% N=22
	Poor		35% N=20
Well-designed neighborhoods	Excellent		2% N=1
	Good		41% N=27
	Fair		39% N=26
	Poor		18% N=12
Preservation of the historical or cultural character of the community	Excellent		13% N=9
	Good		52% N=37
	Fair		34% N=24
	Poor		1% N=1
Public places where people want to spend time	Excellent		8% N=6
	Good		34% N=26
	Fair		47% N=36






























Please also rate each of the following in the Collinsville community.

































Public places where people want to spend time	Poor		11% N=8
Variety of housing options	Excellent		8% N=6
	Good		49% N=35
	Fair		28% N=20
	Poor		14% N=10
Availability of affordable quality housing	Excellent		5% N=3
	Good		38% N=24
	Fair		41% N=26
	Poor		16% N=10
Overall quality of new development in Collinsville	Excellent		5% N=3
	Good		38% N=25
	Fair		42% N=28
	Poor		15% N=10
Overall appearance of Collinsville	Excellent		8% N=6
	Good		47% N=36
	Fair		38% N=29
	Poor		8% N=6
Cleanliness of Collinsville	Excellent		13% N=10
	Good		38% N=29
	Fair		44% N=34
	Poor		5% N=4
Water resources (beaches, lakes, ponds, riverways, etc.)	Excellent		5% N=3
	Good		13% N=8
	Fair		38% N=23
	Poor		44% N=27
Air quality	Excellent		12% N=9
	Good		59% N=43
	Fair		27% N=20
	Poor		1% N=1
Availability of paths and walking trails	Excellent		6% N=4
	Good		36% N=25
	Fair		31% N=22

Please also rate each of the following in the Collinsville community.


































Availability of paths and walking trails	Poor		27% N=19
	Excellent		4% N=3
Fitness opportunities (including exercise classes and paths or trails, etc.)	Good		39% N=28
	Fair		39% N=28
	Poor		17% N=12
	Excellent		4% N=3
Recreational opportunities	Good		38% N=28
	Fair		36% N=26
	Poor		22% N=16
	Excellent		4% N=3
Availability of affordable quality food	Good		49% N=38
	Fair		35% N=27
	Poor		8% N=6
	Excellent		8% N=6
Availability of affordable quality health care	Good		40% N=27
	Fair		41% N=28
	Poor		13% N=9
	Excellent		6% N=4
Availability of preventive health services	Good		37% N=23
	Fair		40% N=25
	Poor		16% N=10
	Excellent		6% N=4
Availability of affordable quality mental health care	Good		11% N=5
	Fair		46% N=21
	Poor		41% N=19
	Excellent		2% N=1
Opportunities to attend cultural/arts/music activities	Good		35% N=24
	Fair		32% N=22
	Poor		21% N=14
	Excellent		12% N=8
Community support for the arts	Good		29% N=17
	Fair		39% N=23
	Excellent		7% N=4

Please also rate each of the following in the Collinsville community.

































Community support for the arts	Poor		25% N=15
	Excellent		8% N=3
	Good		28% N=10
	Fair		39% N=14
Availability of affordable quality childcare/preschool	Poor		25% N=9
	Excellent		13% N=8
	Good		48% N=29
	Fair		23% N=14
K-12 education	Poor		15% N=9
	Excellent		2% N=1
	Good		15% N=6
	Fair		44% N=18
Adult educational opportunities	Poor		39% N=16
	Excellent		12% N=8
	Good		45% N=31
	Fair		33% N=23
Sense of civic/community pride	Poor		10% N=7
	Excellent		13% N=10
	Good		39% N=30
	Fair		36% N=27
Neighborhoodness of residents in Collinsville	Poor		12% N=9
	Excellent		10% N=7
	Good		46% N=33
	Fair		35% N=25
Opportunities to participate in social events and activities	Poor		10% N=7
	Excellent		24% N=18
	Good		53% N=39
	Fair		19% N=14
Opportunities to attend special events and festivals	Poor		4% N=3
	Excellent		16% N=9
	Good		54% N=31
	Fair		25% N=14

<b>Please also rate each of the following in the Collinsville community.</b>	Opportunities to volunteer	Poor		5% N=3
	Opportunities to participate in community matters	Excellent		13% N=8
		Good		47% N=29
		Fair		24% N=15
		Poor		16% N=10
Openness and acceptance of the community toward people of diverse backgrounds	Excellent		7% N=4	
	Good		46% N=27	
	Fair		32% N=19	
	Poor		15% N=9	
<b>Please indicate whether or not you have done each of the following in the last 12 months.</b>	Contacted the City of Collinsville (in-person, phone, email, or web) for help or information	No		47% N=35
		Yes		53% N=40
	Contacted Collinsville elected officials (in-person, phone, email, or web) to express your opinion	No		87% N=66
		Yes		13% N=10
	Attended a local public meeting (of local elected officials like City Council or County Commissioners, advisory boards, town halls, HOA, neighborhood w..	No		78% N=59
		Yes		22% N=17
	Watched (online or on television) a local public meeting	No		69% N=52
		Yes		31% N=23
	Volunteered your time to some group/activity in Collinsville	No		68% N=52
		Yes		32% N=24
	Campaigned or advocated for a local issue, cause, or candidate	No		68% N=52
		Yes		32% N=24
	Voted in your most recent local election	No		13% N=10
		Yes		87% N=66
	Used bus, rail, subway, or other public transportation instead of driving	No		96% N=73
		Yes		4% N=3
	Carpooled with other adults or children instead of driving alone	No		70% N=53
		Yes		30% N=23
	Walked or biked instead of driving	No		58% N=44
		Yes		42% N=32
<b>Please rate the quality of each of the following services in Collinsville.</b>	Public information services	Excellent		6% N=4
		Good		41% N=26
		Fair		39% N=25

Please rate the quality of each of the following services in Collinsville.

































Public information services	Poor		14% N=9
	Excellent		6% N=4
Economic development	Good		30% N=19
	Fair		44% N=28
	Poor		19% N=12
	Excellent		7% N=5
Traffic enforcement	Good		36% N=26
	Fair		49% N=35
	Poor		8% N=6
	Excellent		7% N=5
Traffic signal timing	Good		58% N=42
	Fair		29% N=21
	Poor		8% N=6
	Excellent		4% N=3
Street repair	Good		28% N=21
	Fair		41% N=31
	Poor		22% N=17
	Excellent		9% N=7
Street cleaning	Good		49% N=36
	Fair		29% N=21
	Poor		5% N=4
	Excellent		16% N=12
Street lighting	Good		51% N=39
	Fair		34% N=26
	Poor		5% N=4
	Excellent		9% N=7
Snow removal	Good		49% N=36
	Fair		18% N=13
	Poor		3% N=2
	Excellent		31% N=23
Sidewalk maintenance	Good		41% N=28
	Fair		32% N=22
	Excellent		12% N=8

Please rate the quality of each of the following services in Collinsville.

































Sidewalk maintenance	Poor		16% N=11
Bus or transit services	Excellent		10% N=3
	Good		45% N=13
	Fair		45% N=13
Land use, planning, and zoning	Excellent		2% N=1
	Good		31% N=15
	Fair		43% N=21
	Poor		24% N=12
Code enforcement (weeds, abandoned buildings, etc.)	Excellent		6% N=4
	Good		38% N=24
	Fair		34% N=22
	Poor		22% N=14
Affordable high-speed internet access	Excellent		15% N=10
	Good		42% N=28
	Fair		26% N=17
	Poor		17% N=11
Garbage collection	Excellent		23% N=17
	Good		51% N=38
	Fair		19% N=14
	Poor		7% N=5
Drinking water	Excellent		18% N=13
	Good		51% N=37
	Fair		22% N=16
	Poor		10% N=7
Sewer services	Excellent		13% N=9
	Good		61% N=43
	Fair		21% N=15
	Poor		4% N=3
Storm water management (storm drainage, dams, levees, etc.)	Excellent		7% N=5
	Good		67% N=45
	Fair		18% N=12
	Poor		7% N=5



































Please rate the quality of each of the following services in Collinsville.

Power (electric and/or gas) utility	Excellent		21% N=15
	Good		49% N=35
	Fair		24% N=17
	Poor		7% N=5
Utility billing	Excellent		12% N=9
	Good		41% N=30
	Fair		34% N=25
	Poor		14% N=10
Police/Sheriff services	Excellent		28% N=20
	Good		58% N=42
	Fair		10% N=7
	Poor		4% N=3
Crime prevention	Excellent		4% N=3
	Good		57% N=40
	Fair		24% N=17
	Poor		14% N=10
Animal control	Excellent		7% N=4
	Good		51% N=28
	Fair		33% N=18
	Poor		9% N=5
Ambulance or emergency medical services	Excellent		39% N=21
	Good		52% N=28
	Fair		9% N=5
Fire services	Excellent		40% N=25
	Good		52% N=33
	Fair		6% N=4
	Poor		2% N=1
Fire prevention and education	Excellent		30% N=15
	Good		40% N=20
	Fair		26% N=13
	Poor		4% N=2
Emergency preparedness (services that prepare the community for natural disasters such as	Excellent		17% N=9

Please rate the quality of each of the following services in Collinsville.				
Emergency preparedness (services that prepare the community for natural disasters or other emergency situations)	Good		46%	N=24
	Fair		21%	N=11
	Poor		15%	N=8
Preservation of natural areas (open space, farmlands, and greenbelts)	Excellent		13%	N=7
	Good		39%	N=22
	Fair		34%	N=19
	Poor		14%	N=8
Collinsville open space	Excellent		3%	N=2
	Good		39%	N=24
	Fair		38%	N=23
	Poor		20%	N=12
Recycling	Excellent		17%	N=12
	Good		49%	N=34
	Fair		26%	N=18
	Poor		7%	N=5
Yard waste pick-up	Excellent		7%	N=4
	Good		38%	N=23
	Fair		30%	N=18
	Poor		25%	N=15
City parks	Excellent		19%	N=14
	Good		50%	N=37
	Fair		26%	N=19
	Poor		5%	N=4
Recreation programs or classes	Excellent		10%	N=5
	Good		44%	N=23
	Fair		40%	N=21
	Poor		6%	N=3
Recreation centers or facilities	Excellent		5%	N=3
	Good		49%	N=27
	Fair		33%	N=18
	Poor		13%	N=7
Health services	Excellent		4%	N=2

<b>Please rate the quality of each of the following services in Collinsville.</b>	Health services	Good		45% N=24
		Fair		40% N=21
		Poor		11% N=6
	Public library services	Excellent		47% N=31
		Good		44% N=29
		Fair		9% N=6
	Overall customer service by Collinsville employees (police, receptionists, planners, etc.)	Excellent		21% N=14
		Good		46% N=31
		Fair		25% N=17
Poor			9% N=6	
<b>Please rate the following categories of Collinsville government performance.</b>	The value of services for the taxes paid to Collinsville	Excellent		7% N=5
		Good		50% N=34
		Fair		31% N=21
		Poor		12% N=8
	The overall direction that Collinsville is taking	Excellent		11% N=7
		Good		38% N=25
		Fair		32% N=21
		Poor		18% N=12
	The job Collinsville government does at welcoming resident involvement	Excellent		2% N=1
		Good		36% N=21
		Fair		48% N=28
		Poor		14% N=8
Overall confidence in Collinsville government	Excellent		6% N=4	
	Good		39% N=27	
	Fair		42% N=29	
	Poor		13% N=9	
Generally acting in the best interest of the community	Excellent		11% N=7	
	Good		41% N=27	
	Fair		29% N=19	
	Poor		20% N=13	
Being honest	Excellent		7% N=4	
	Good		47% N=27	

<b>Please rate the following categories of Collinsville government performance.</b>	Being honest	Fair		25% N=14
		Poor		21% N=12
Being open and transparent to the public	Excellent		5% N=3	
	Good		36% N=22	
	Fair		34% N=21	
	Poor		25% N=15	
Informing residents about issues facing the community	Excellent		6% N=4	
	Good		35% N=23	
	Fair		36% N=24	
	Poor		23% N=15	
Treating all residents fairly	Excellent		4% N=2	
	Good		49% N=27	
	Fair		27% N=15	
	Poor		20% N=11	
Treating residents with respect	Excellent		2% N=1	
	Good		52% N=31	
	Fair		30% N=18	
	Poor		17% N=10	
<b>Overall, how would you rate the quality of the services provided by each of the following?</b>	The City of Collinsville	Excellent		10% N=7
		Good		57% N=41
		Fair		25% N=18
		Poor		8% N=6
The Federal Government	Excellent		4% N=3	
	Good		29% N=21	
	Fair		38% N=27	
	Poor		29% N=21	
<b>Please rate how important, if at all, you think it is for the Collinsville community to focus on each of the following in the coming two years.</b>	Overall economic health of Collinsville	Essential		47% N=35
		Very important		42% N=31
		Somewhat important		11% N=8
Overall quality of the transportation system (auto, bicycle, foot, bus) in Collinsville	Essential		23% N=17	
	Very important		31% N=23	
	Somewhat important		41% N=30	

**Please rate how important, if at all, you think it is for the Collinsville community to focus on each of the following in the coming two years.**

Overall quality of the transportation system (auto, bicycle, foot, bus) in Collinsville	Not at all important		5% N=4	
	Essential		18% N=13	
	Very important		36% N=27	
	Somewhat important		46% N=34	
	Overall design or layout of Collinsville's residential and commercial areas (e.g., homes, buildings, streets, parks, etc.)	Essential		51% N=38
		Very important		36% N=27
		Somewhat important		11% N=8
		Not at all important		1% N=1
	Overall quality of the utility infrastructure in Collinsville (water, sewer, storm water, electric/gas, broadband)	Essential		72% N=53
		Very important		24% N=18
		Somewhat important		4% N=3
	Overall quality of natural environment in Collinsville	Essential		20% N=15
		Very important		49% N=36
Somewhat important			30% N=22	
Not at all important			1% N=1	
Overall feeling of safety in Collinsville	Essential		23% N=17	
	Very important		45% N=33	
	Somewhat important		30% N=22	
	Not at all important		1% N=1	
Overall quality of parks and recreation opportunities	Essential		19% N=14	
	Very important		53% N=40	
	Somewhat important		27% N=20	
	Not at all important		1% N=1	
Overall health and wellness opportunities in Collinsville	Essential		24% N=18	
	Very important		38% N=28	
	Somewhat important		35% N=26	
	Not at all important		3% N=2	
Overall opportunities for education, culture, and the arts	Essential		19% N=14	
	Very important		53% N=39	
	Somewhat important		28% N=21	
Residents' connection and engagement with their community	Essential		84% N=64	
	Very important		4% N=3	
In general, how many times do you:	Access the internet from your home using a computer, laptop, or tablet computer		84% N=64	
	Several times a day		4% N=3	
	Once a day		4% N=3	

<b>In general, how many times do you:</b>	Access the internet from your home using a computer, laptop, or tablet computer	A few times a week	7% N=5
		Every few weeks	3% N=2
		Less often or never	3% N=2
	Access the internet from your cell phone	Several times a day	93% N=70
		Once a day	3% N=2
		Every few weeks	1% N=1
		Less often or never	3% N=2
	Visit social media sites such as Facebook, Twitter, Nextdoor, etc.	Several times a day	91% N=68
		Once a day	9% N=7
	Use or check email	Several times a day	83% N=62
		Once a day	15% N=11
		A few times a week	3% N=2
	Share your opinions online	Several times a day	14% N=10
		Once a day	3% N=2
		A few times a week	15% N=11
		Every few weeks	22% N=16
		Less often or never	47% N=35
	Shop online	Several times a day	11% N=8
		Once a day	10% N=7
		A few times a week	39% N=28
		Every few weeks	32% N=23
		Less often or never	7% N=5
	Please rate your overall health.	Excellent	20% N=15
		Very good	39% N=29
		Good	33% N=25
		Fair	8% N=6
	What impact, if any, do you think the economy will have on your family income in the next 6 months? Do you think the impact will be:	Very positive	1% N=1
		Somewhat positive	12% N=9
		Neutral	51% N=38
		Somewhat negative	28% N=21
		Very negative	8% N=6
	How many years have you lived in Collinsville?	Less than 2 years	3% N=2

How many years have you lived in Collinsville?	2-5 years	5% N=4
	6-10 years	11% N=8
	11-20 years	17% N=13
	More than 20 years	64% N=49
Which best describes the building you live in?	Single-family detached home	95% N=72
	Townhouse or duplex (may share walls but no units above ..	1% N=1
	Condominium or apartment (have units above or below you)	1% N=1
	Mobile home	1% N=1
	Other	1% N=1
Do you rent or own your home?	Rent	4% N=3
	Own	96% N=73
About how much is your monthly housing cost for the place you live (including rent, mortgage payment, property tax, property insurance and homeowners' association (HOA) fees)?	Less than \$300	4% N=3
	\$300 to \$599	13% N=10
	\$600 to \$999	33% N=25
	\$1,000 to \$1,499	28% N=21
	\$1,500 to \$2,499	15% N=11
	\$2,500 to \$3,999	4% N=3
	\$4,000 to \$6,999	1% N=1
	\$10,000 or more	1% N=1
Do any children 17 or under live in your household?	No	63% N=48
	Yes	37% N=28
Are you or any other members of your household aged 65 or older?	No	70% N=53
	Yes	30% N=23
How much do you anticipate your household's total income before taxes will be for the current year? (Please include in your total income money from all sources for all persons living in your household.)	Less than \$25,000	1% N=1
	\$25,000 to \$49,999	14% N=10
	\$50,000 to \$74,999	27% N=19
	\$75,000 to \$99,999	17% N=12
	\$100,000 to \$149,999	20% N=14
	\$150,000 to \$199,999	14% N=10
	\$200,000 to \$299,999	6% N=4
	\$300,000 or more	1% N=1
Are you of Hispanic, Latino/a/x, or Spanish origin?	No, not of Hispanic, Latino/a/x, or Spanish origin	99% N=74

Are you of Hispanic, Latino/a/x, or Spanish origin?	Yes, I consider myself to be of Hispanic, Latino/a/x, or Spanis..	1% N=1
What is your race? (Mark one or more races to indicate what race you consider yourself to be.)	Black or African American	1% N=1
	White	97% N=72
	A race not listed	3% N=2
In which category is your age?	18-24 years	1% N=1
	25-34 years	7% N=5
	35-44 years	31% N=23
	45-54 years	20% N=15
	55-64 years	19% N=14
	65-74 years	17% N=13
	75 years or older	5% N=4
What is your gender?	Woman	71% N=53
	Man	28% N=21
	Identify in another way	1% N=1
If you identify in another way, how would you desc..	Agender/I don't identify with any gender	100% N=1
How did you hear about this survey? (Select all that apply.)	The City's website	5% N=4
	The City's social media (Facebook, Twitter, Instagram,..	70% N=53
	Received an email from the City	3% N=2
	In a City newsletter or utility bill	4% N=3
	Received a postcard or letter from the City	1% N=1
	In my Facebook feed	39% N=30
	Polco social media post	1% N=1



# The City of Collinsville 2023 Community Survey

Please complete this survey if you are the adult (age 18 or older) in the household who most recently had a birthday (the year of birth does not matter). Your responses are confidential and no identifying information will be shared.

## 1. Please rate each of the following aspects of quality of life in Collinsville.

	<u>Excellent</u>	<u>Good</u>	<u>Fair</u>	<u>Poor</u>	<u>Don't know</u>
Collinsville as a place to live.....	1	2	3	4	5
Your neighborhood as a place to live .....	1	2	3	4	5
Collinsville as a place to raise children.....	1	2	3	4	5
Collinsville as a place to work .....	1	2	3	4	5
Collinsville as a place to visit .....	1	2	3	4	5
Collinsville as a place to retire.....	1	2	3	4	5
The overall quality of life in Collinsville.....	1	2	3	4	5
Sense of community.....	1	2	3	4	5

## 2. Please rate each of the following characteristics as they relate to Collinsville as a whole.

	<u>Excellent</u>	<u>Good</u>	<u>Fair</u>	<u>Poor</u>	<u>Don't know</u>
Overall economic health of Collinsville .....	1	2	3	4	5
Overall quality of the transportation system (auto, bicycle, foot, bus) in Collinsville .....	1	2	3	4	5
Overall design or layout of Collinsville's residential and commercial areas (e.g., homes, buildings, streets, parks, etc.) .....	1	2	3	4	5
Overall quality of the utility infrastructure in Collinsville (water, sewer, storm water, electric/gas, broadband).....	1	2	3	4	5
Overall feeling of safety in Collinsville.....	1	2	3	4	5
Overall quality of natural environment in Collinsville.....	1	2	3	4	5
Overall quality of parks and recreation opportunities.....	1	2	3	4	5
Overall health and wellness opportunities in Collinsville.....	1	2	3	4	5
Overall opportunities for education, culture, and the arts.....	1	2	3	4	5
Residents' connection and engagement with their community .....	1	2	3	4	5

## 3. Please indicate how likely or unlikely you are to do each of the following.

	<u>Very likely</u>	<u>Somewhat likely</u>	<u>Somewhat unlikely</u>	<u>Very unlikely</u>	<u>Don't know</u>
Recommend living in Collinsville to someone who asks .....	1	2	3	4	5
Remain in Collinsville for the next five years .....	1	2	3	4	5

## 4. Please rate how safe or unsafe you feel:

	<u>Very safe</u>	<u>Somewhat safe</u>	<u>Neither safe nor unsafe</u>	<u>Somewhat unsafe</u>	<u>Very unsafe</u>	<u>Don't know</u>
In your neighborhood during the day.....	1	2	3	4	5	6
In Collinsville's downtown/commercial area during the day .....	1	2	3	4	5	6
From property crime.....	1	2	3	4	5	6
From violent crime.....	1	2	3	4	5	6
From fire, flood, or other natural disaster .....	1	2	3	4	5	6

## 5. Please rate the job you feel the Collinsville community does at each of the following.

	<u>Excellent</u>	<u>Good</u>	<u>Fair</u>	<u>Poor</u>	<u>Don't know</u>
Making all residents feel welcome .....	1	2	3	4	5
Attracting people from diverse backgrounds.....	1	2	3	4	5
Valuing/respecting residents from diverse backgrounds.....	1	2	3	4	5
Taking care of vulnerable residents (elderly, disabled, homeless, etc.).....	1	2	3	4	5

## 6. Please rate each of the following in the Collinsville community.

	<u>Excellent</u>	<u>Good</u>	<u>Fair</u>	<u>Poor</u>	<u>Don't know</u>
Overall quality of business and service establishments in Collinsville .....	1	2	3	4	5
Variety of business and service establishments in Collinsville.....	1	2	3	4	5
Vibrancy of downtown/commercial area .....	1	2	3	4	5
Employment opportunities .....	1	2	3	4	5
Shopping opportunities.....	1	2	3	4	5
Cost of living in Collinsville.....	1	2	3	4	5
Overall image or reputation of Collinsville .....	1	2	3	4	5

**7. Please also rate each of the following in the Collinsville community.**

	<u>Excellent</u>	<u>Good</u>	<u>Fair</u>	<u>Poor</u>	<u>Don't know</u>
Traffic flow on major streets.....	1	2	3	4	5
Ease of public parking.....	1	2	3	4	5
Ease of travel by car in Collinsville.....	1	2	3	4	5
Ease of travel by public transportation in Collinsville.....	1	2	3	4	5
Ease of travel by bicycle in Collinsville.....	1	2	3	4	5
Ease of walking in Collinsville.....	1	2	3	4	5
Well-planned residential growth.....	1	2	3	4	5
Well-planned commercial growth.....	1	2	3	4	5
Well-designed neighborhoods.....	1	2	3	4	5
Preservation of the historical or cultural character of the community.....	1	2	3	4	5
Public places where people want to spend time.....	1	2	3	4	5
Variety of housing options.....	1	2	3	4	5
Availability of affordable quality housing.....	1	2	3	4	5
Overall quality of new development in Collinsville.....	1	2	3	4	5
Overall appearance of Collinsville.....	1	2	3	4	5
Cleanliness of Collinsville.....	1	2	3	4	5
Water resources (beaches, lakes, ponds, riverways, etc.).....	1	2	3	4	5
Air quality.....	1	2	3	4	5
Availability of paths and walking trails.....	1	2	3	4	5
Fitness opportunities (including exercise classes and paths or trails, etc.)... ..	1	2	3	4	5
Recreational opportunities.....	1	2	3	4	5
Availability of affordable quality food.....	1	2	3	4	5
Availability of affordable quality health care.....	1	2	3	4	5
Availability of preventive health services.....	1	2	3	4	5
Availability of affordable quality mental health care.....	1	2	3	4	5
Opportunities to attend cultural/arts/music activities.....	1	2	3	4	5
Community support for the arts.....	1	2	3	4	5
Availability of affordable quality childcare/preschool.....	1	2	3	4	5
K-12 education.....	1	2	3	4	5
Adult educational opportunities.....	1	2	3	4	5
Sense of civic/community pride.....	1	2	3	4	5
Neighborliness of residents in Collinsville.....	1	2	3	4	5
Opportunities to participate in social events and activities.....	1	2	3	4	5
Opportunities to attend special events and festivals.....	1	2	3	4	5
Opportunities to volunteer.....	1	2	3	4	5
Opportunities to participate in community matters.....	1	2	3	4	5
Openness and acceptance of the community toward people of diverse backgrounds.....	1	2	3	4	5

**8. Please indicate whether or not you have done each of the following in the last 12 months.**

	<u>No</u>	<u>Yes</u>
Contacted the City of Collinsville (in-person, phone, email, or web) for help or information.....	1	2
Contacted Collinsville elected officials (in-person, phone, email, or web) to express your opinion.....	1	2
Attended a local public meeting (of local elected officials like City Council or County Commissioners, advisory boards, town halls, HOA, neighborhood watch, etc.).....	1	2
Watched (online or on television) a local public meeting.....	1	2
Volunteered your time to some group/activity in Collinsville.....	1	2
Campaigned or advocated for a local issue, cause, or candidate.....	1	2
Voted in your most recent local election.....	1	2
Used bus, rail, subway, or other public transportation instead of driving.....	1	2
Carpooled with other adults or children instead of driving alone.....	1	2
Walked or biked instead of driving.....	1	2

# The City of Collinsville 2023 Community Survey

## 9. Please rate the quality of each of the following services in Collinsville.

	<u>Excellent</u>	<u>Good</u>	<u>Fair</u>	<u>Poor</u>	<u>Don't know</u>
Public information services.....	1	2	3	4	5
Economic development.....	1	2	3	4	5
Traffic enforcement.....	1	2	3	4	5
Traffic signal timing.....	1	2	3	4	5
Street repair.....	1	2	3	4	5
Street cleaning.....	1	2	3	4	5
Street lighting.....	1	2	3	4	5
Snow removal.....	1	2	3	4	5
Sidewalk maintenance.....	1	2	3	4	5
Bus or transit services.....	1	2	3	4	5
Land use, planning, and zoning.....	1	2	3	4	5
Code enforcement (weeds, abandoned buildings, etc.).....	1	2	3	4	5
Affordable high-speed internet access.....	1	2	3	4	5
Garbage collection.....	1	2	3	4	5
Drinking water.....	1	2	3	4	5
Sewer services.....	1	2	3	4	5
Storm water management (storm drainage, dams, levees, etc.).....	1	2	3	4	5
Power (electric and/or gas) utility.....	1	2	3	4	5
Utility billing.....	1	2	3	4	5
Police/Sheriff services.....	1	2	3	4	5
Crime prevention.....	1	2	3	4	5
Animal control.....	1	2	3	4	5
Ambulance or emergency medical services.....	1	2	3	4	5
Fire services.....	1	2	3	4	5
Fire prevention and education.....	1	2	3	4	5
Emergency preparedness (services that prepare the community for natural disasters or other emergency situations).....	1	2	3	4	5
Preservation of natural areas (open space, farmlands, and greenbelts).....	1	2	3	4	5
Collinsville open space.....	1	2	3	4	5
Recycling.....	1	2	3	4	5
Yard waste pick-up.....	1	2	3	4	5
City parks.....	1	2	3	4	5
Recreation programs or classes.....	1	2	3	4	5
Recreation centers or facilities.....	1	2	3	4	5
Health services.....	1	2	3	4	5
Public library services.....	1	2	3	4	5
Overall customer service by Collinsville employees (police, receptionists, planners, etc.).....	1	2	3	4	5

## 10. Please rate the following categories of Collinsville government performance.

	<u>Excellent</u>	<u>Good</u>	<u>Fair</u>	<u>Poor</u>	<u>Don't know</u>
The value of services for the taxes paid to Collinsville.....	1	2	3	4	5
The overall direction that Collinsville is taking.....	1	2	3	4	5
The job Collinsville government does at welcoming resident involvement.....	1	2	3	4	5
Overall confidence in Collinsville government.....	1	2	3	4	5
Generally acting in the best interest of the community.....	1	2	3	4	5
Being honest.....	1	2	3	4	5
Being open and transparent to the public.....	1	2	3	4	5
Informing residents about issues facing the community.....	1	2	3	4	5
Treating all residents fairly.....	1	2	3	4	5
Treating residents with respect.....	1	2	3	4	5

## 11. Overall, how would you rate the quality of the services provided by each of the following?

	<u>Excellent</u>	<u>Good</u>	<u>Fair</u>	<u>Poor</u>	<u>Don't know</u>
The City of Collinsville.....	1	2	3	4	5
The Federal Government.....	1	2	3	4	5

**12. Please rate how important, if at all, you think it is for the Collinsville community to focus on each of the following in the coming two years.**

	<u>Essential</u>	<u>Very important</u>	<u>Somewhat important</u>	<u>Not at all important</u>
Overall economic health of Collinsville .....	1	2	3	4
Overall quality of the transportation system (auto, bicycle, foot, bus) in Collinsville .....	1	2	3	4
Overall design or layout of Collinsville’s residential and commercial areas (e.g., homes, buildings, streets, parks, etc.) .....	1	2	3	4
Overall quality of the utility infrastructure in Collinsville (water, sewer, storm water, electric/gas, broadband).....	1	2	3	4
Overall feeling of safety in Collinsville.....	1	2	3	4
Overall quality of natural environment in Collinsville.....	1	2	3	4
Overall quality of parks and recreation opportunities .....	1	2	3	4
Overall health and wellness opportunities in Collinsville.....	1	2	3	4
Overall opportunities for education, culture, and the arts.....	1	2	3	4
Residents’ connection and engagement with their community .....	1	2	3	4

# The City of Collinsville 2023 Community Survey

Our last questions are about you and your household.

Again, all of your responses to this survey are confidential and no identifying information will be shared.

<b>D1. In general, how many times do you:</b>	Several <u>times a day</u>	Once <u>a day</u>	A few times <u>a week</u>	Every <u>few weeks</u>	Less often <u>or never</u>	Don't <u>know</u>
Access the internet from your home using a computer, laptop, or tablet computer .....	1	2	3	4	5	6
Access the internet from your cell phone .....	1	2	3	4	5	6
Visit social media sites such as Facebook, Twitter, Nextdoor, etc. ....	1	2	3	4	5	6
Use or check email.....	1	2	3	4	5	6
Share your opinions online.....	1	2	3	4	5	6
Shop online .....	1	2	3	4	5	6

**D2. Please rate your overall health.**

- Excellent   
  Very good   
  Good   
  Fair   
  Poor

**D3. What impact, if any, do you think the economy will have on your family income in the next 6 months?**

**Do you think the impact will be:**

- Very positive   
  Somewhat positive   
  Neutral   
  Somewhat negative   
  Very negative

**D4. How many years have you lived in Collinsville?**

- Less than 2 years  
 2-5 years  
 6-10 years  
 11-20 years  
 More than 20 years

**D5. Which best describes the building you live in?**

- Single-family detached home  
 Townhouse or duplex (may share walls but no units above or below you)  
 Condominium or apartment (have units above or below you)  
 Mobile home  
 Other

**D6. Do you rent or own your home?**

- Rent  
 Own

**D7. About how much is your monthly housing cost for the place you live (including rent, mortgage payment, property tax, property insurance, and HOA fees)?**

- Less than \$300             \$2,500 to \$3,999  
 \$300 to \$599             \$4,000 to \$6,999  
 \$600 to \$999             \$7,000 to \$9,999  
 \$1,000 to \$1,499         \$10,000 or more  
 \$1,500 to \$2,499

**D8. Do any children 17 or under live in your household?**

- No     Yes

**D9. Are you or any other members of your household aged 65 or older?**

- No     Yes

**D10. How much do you anticipate your household's total income before taxes will be for the current year? (Please include in your total income money from all sources for all persons living in your household.)**

- Less than \$25,000     \$100,000 to \$149,999  
 \$25,000 to \$49,999     \$150,000 to \$199,999  
 \$50,000 to \$74,999     \$200,000 to \$299,999  
 \$75,000 to \$99,999     \$300,000 or more

**D11. Are you of Hispanic, Latino/a/x, or Spanish origin?**

- No     Yes

**D12. What is your race? (Mark one or more races to indicate what race you consider yourself to be.)**

- American Indian or Alaskan Native  
 Asian  
 Black or African American  
 Native Hawaiian or Other Pacific Islander  
 White  
 A race not listed

**D13. In which category is your age?**

- 18-24 years             55-64 years  
 25-34 years             65-74 years  
 35-44 years             75 years or older  
 45-54 years

**D14. What is your gender?**

- Woman  
 Man  
 Identify in another way → go to D14a

**D14a. If you identify in another way, how would you describe your gender?**

- Agender/I don't identify with any gender  
 Genderqueer/gender fluid  
 Non-binary  
 Transgender man  
 Transgender woman  
 Two-spirit  
 Identify in another way

**Thank you!**

Please return the completed survey in the postage-paid envelope to:  
**National Research Center, Inc., PO Box 549, Belle Mead, NJ 08502**