

NATIONAL COMMUNITY SURVEY 2023



OVERVIEW

- National Community Survey (NCS) is a tool to measure residents' experience living in Collinsville
- NCS Compares collected data to Collinsville's own historical data and national data
- Collinsville has previously participated in the NCS in 2007, 2009, 2011, and 2019
- The NCS collects information on residents':
 - Overall Confidence in Collinsville's Governance
 - Overall Quality of Life
 - 10 "Facets of Livability"
- 2023 Collinsville NCS:
 - Ran from March 27 – May 8, 2023
 - Received 366 responses
 - Results were weighted to reflect our population



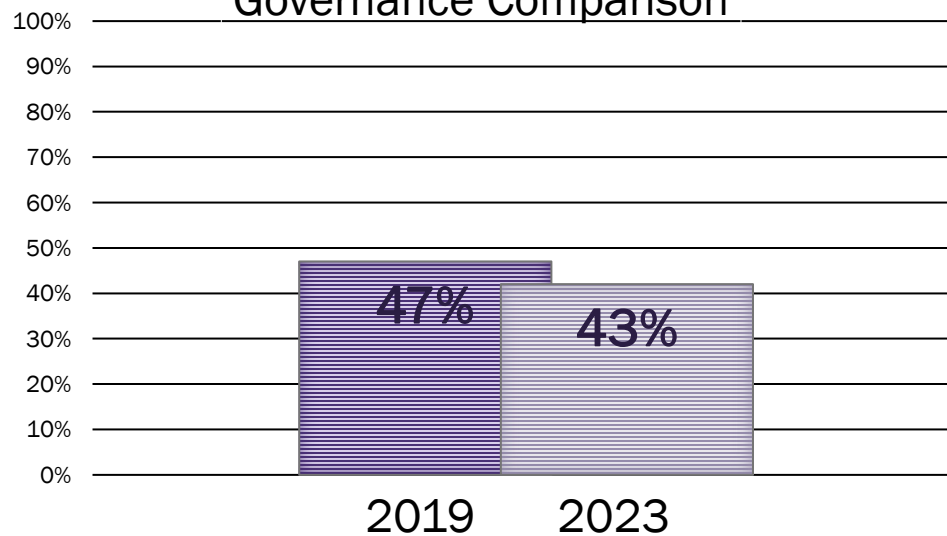
OVERALL CONFIDENCE IN COLLINSVILLE GOVERNANCE:

- **43% Rated as Excellent or Good**
- **Decreased from 2019**
- **Similar to National Benchmark**

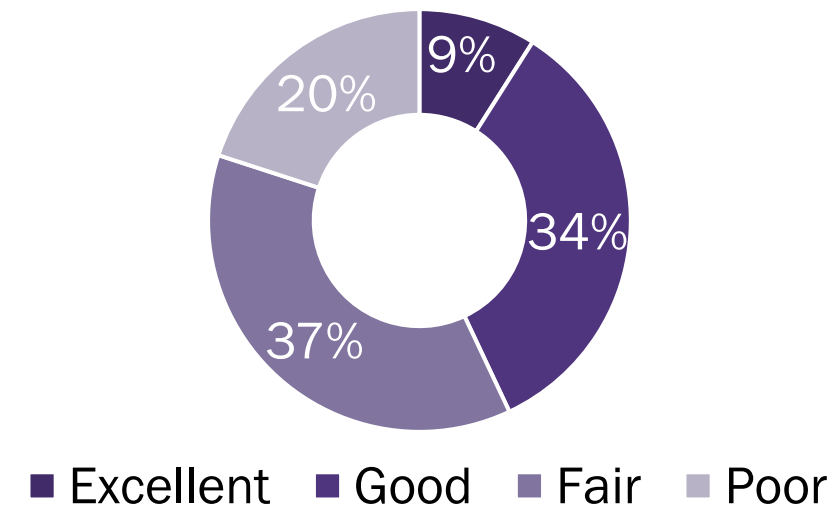
Highlights:

- All questions rated *similar* to Benchmark

Confidence in Collinsville Governance Comparison



Confidence in Collinsville Governance, 2023



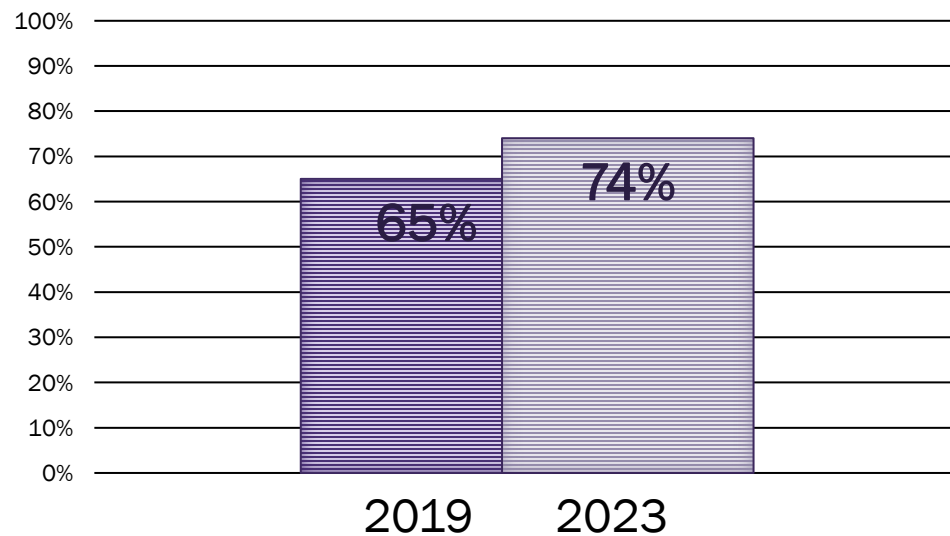
OVERALL QUALITY OF LIFE:

- **74% Rated as Excellent or Good**
- **Increased from 2019**
- **Similar to National Benchmark**

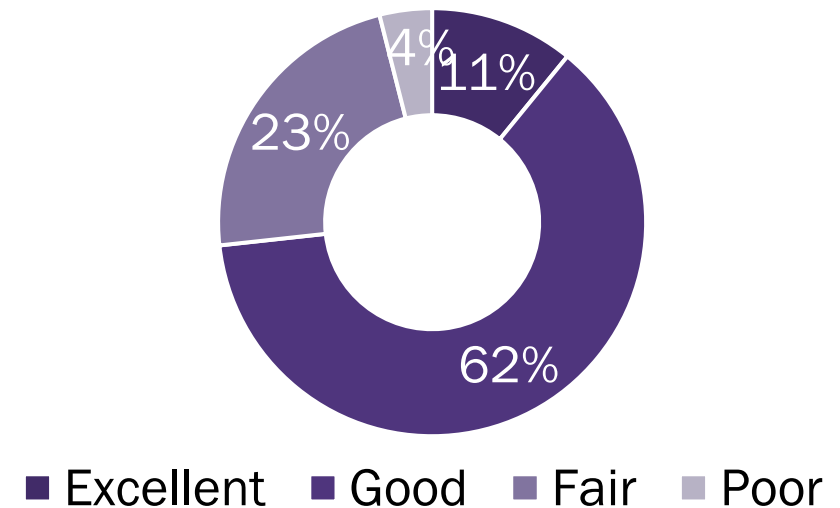
Highlights:

- “Collinsville as a place to live,” “Remain in Collinsville next 5 years,” and “Overall image/reputation” rated *lower* than Benchmark

Quality of Life Comparison



Quality of Life, 2023



FACETS OF LIVABILITY:

- Livability is broken into 10 unique facets
- Collinsville residents ranked the importance of these facets in the following order:
 1. Safety
 2. Economic Health
 3. Utility Infrastructure
 4. Natural Environment
 5. Parks & Recreation
 6. Education, Arts, & Culture
 7. Health & Wellness
 8. Connection & Engagement
 9. Transportation/Mobility
 10. City/Community Design



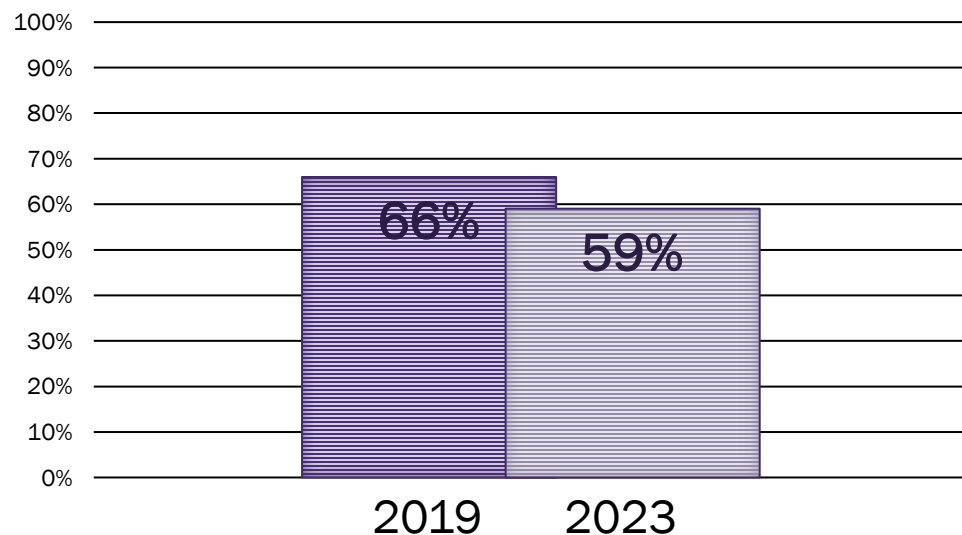
FACETS OF LIVABILITY: SAFETY

- **59% Rated as Excellent or Good**
- **Decreased from 2019**
- **Lower than National Benchmark**

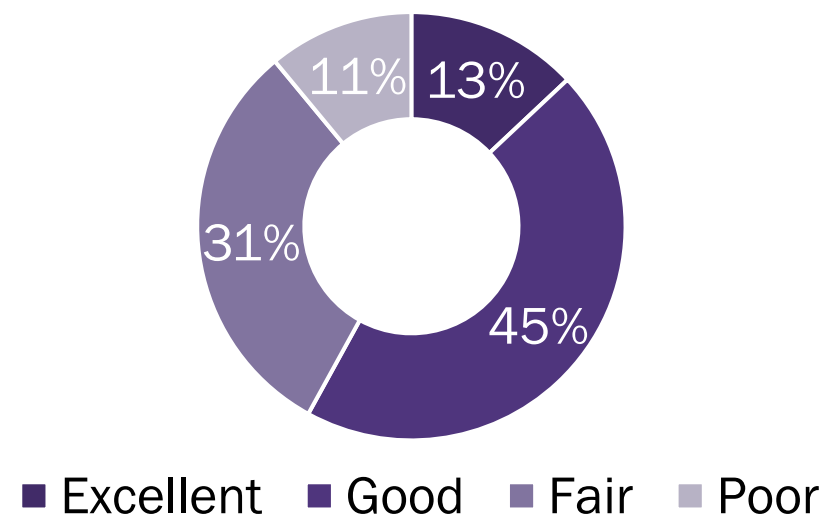
Highlights:

- Most all numbers held constant from 2019 – 2023 except for “Police/Sheriff services”
 - This rating dropped from 89% to 66%
 - This rating is *similar* to Benchmarks

Feeling of Safety Comparison



Feeling of Safety, 2023



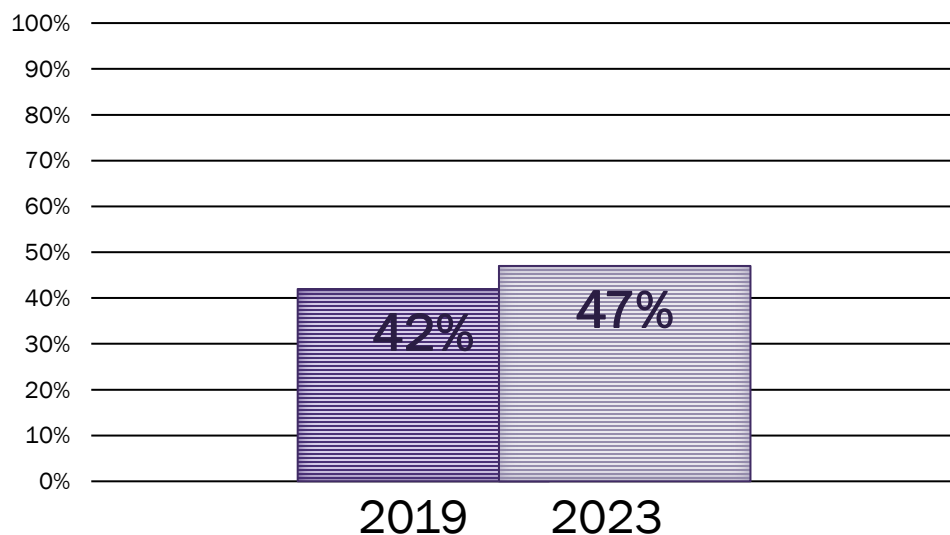
FACETS OF LIVABILITY: ECONOMIC HEALTH

- **47% Rated as Excellent or Good**
- **Increased from 2019**
- **Similar to National Benchmark**

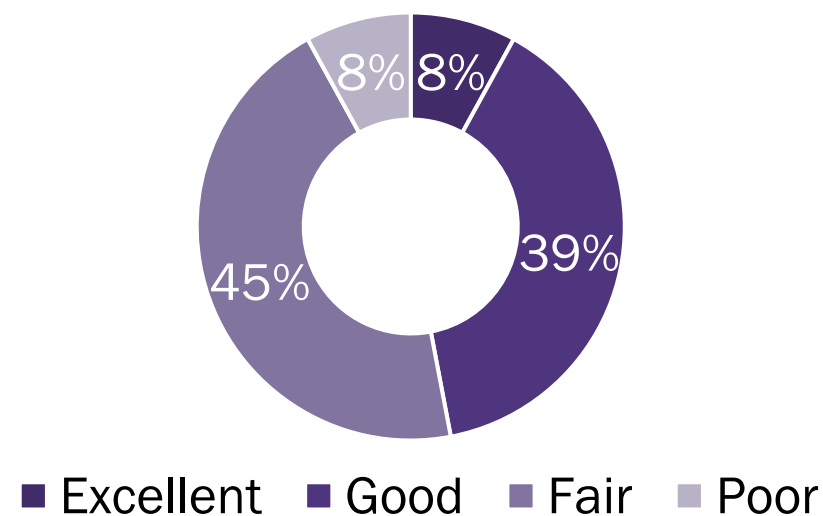
Highlights:

- “Collinsville as a place to work,” “Collinsville as a place to visit,” and “Employment Opportunities” rated *lower* than Benchmark
- “Collinsville as a place to visit” increased 6 points
- Only **15%** of residents believe the impact of the economy will be Very Positive or Somewhat Positive

Economic Health Comparison



Economic Health, 2023



FACETS OF LIVABILITY: UTILITY INFRASTRUCTURE QUALITY

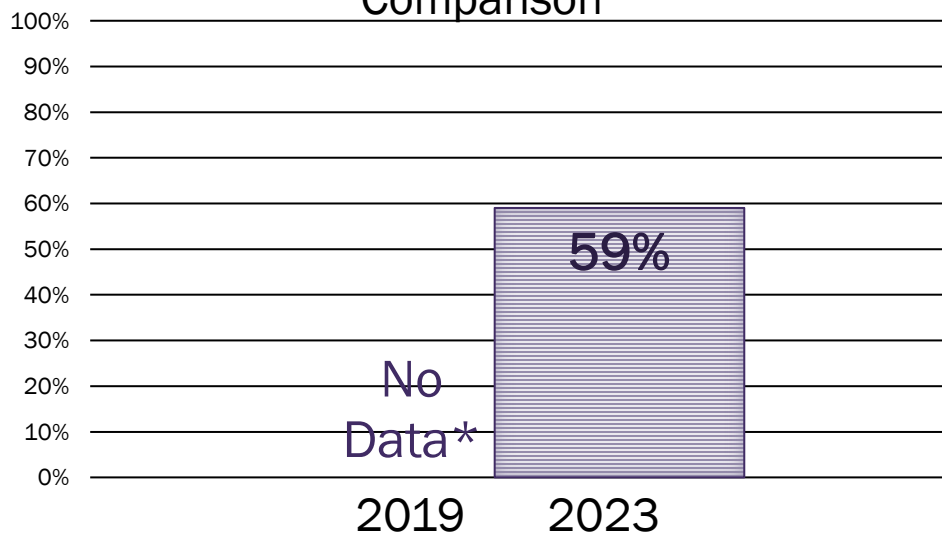
- **59% Rated as Excellent or Good**
- **Similar to National Benchmark**

Highlights:

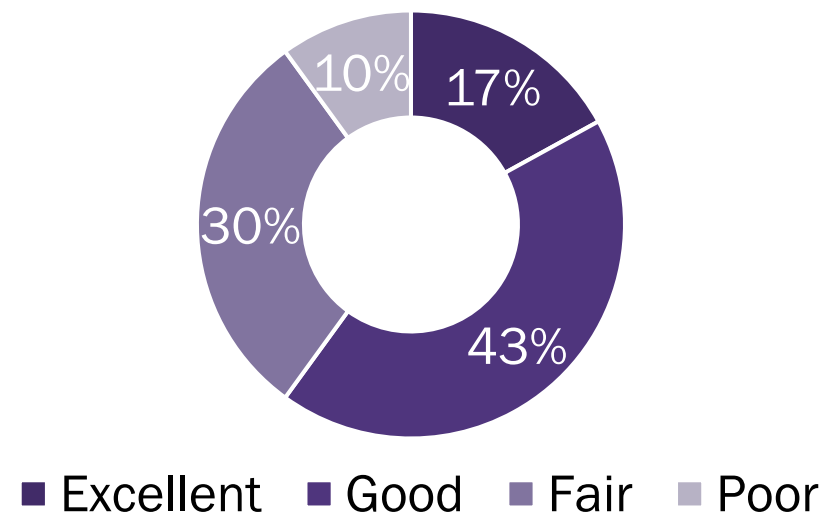
- “Power (electric/gas) utility” and “Utility billing” rated lower than Benchmark

**1:1 question match not available for equal comparison*

Utility Infrastructure Quality Comparison



Utility Infrastructure Quality, 2023



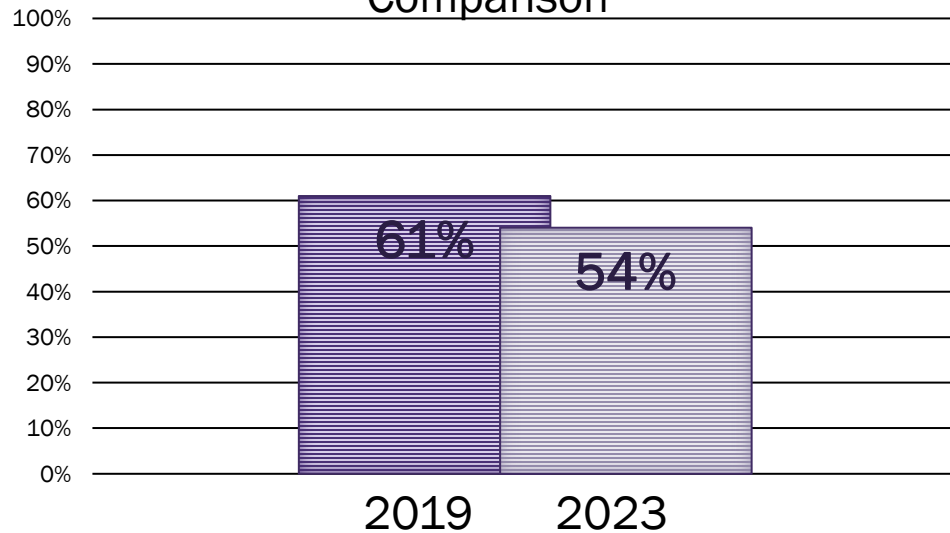
FACETS OF LIVABILITY: NATURAL ENVIRONMENT QUALITY

- **54% Rated as Excellent or Good**
- **Decreased from 2019**
- **Lower than National Benchmark**

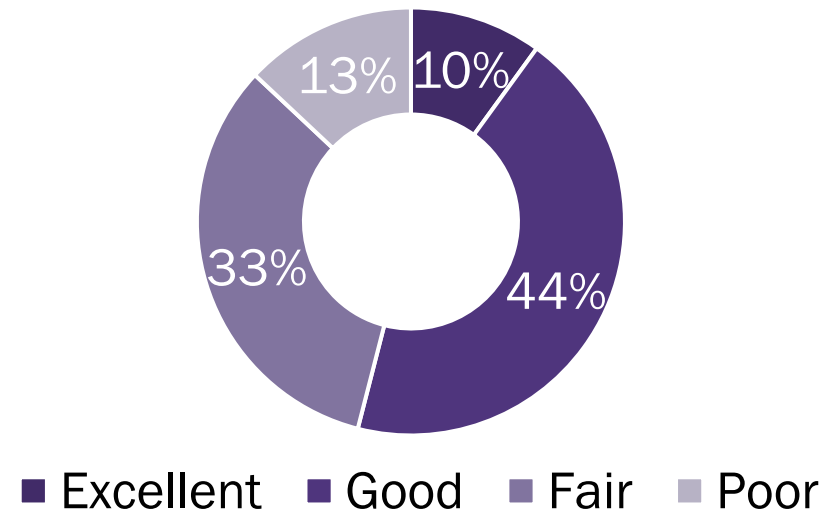
Highlights:

- “Cleanliness,” “Yard waste pickup,” and “Open space” rated *lower* than Benchmark
- “Water resources” rated *much lower* than Benchmark

Natural Environment Quality Comparison



Natural Environment Quality, 2023



FACETS OF LIVABILITY: PARKS & RECREATION

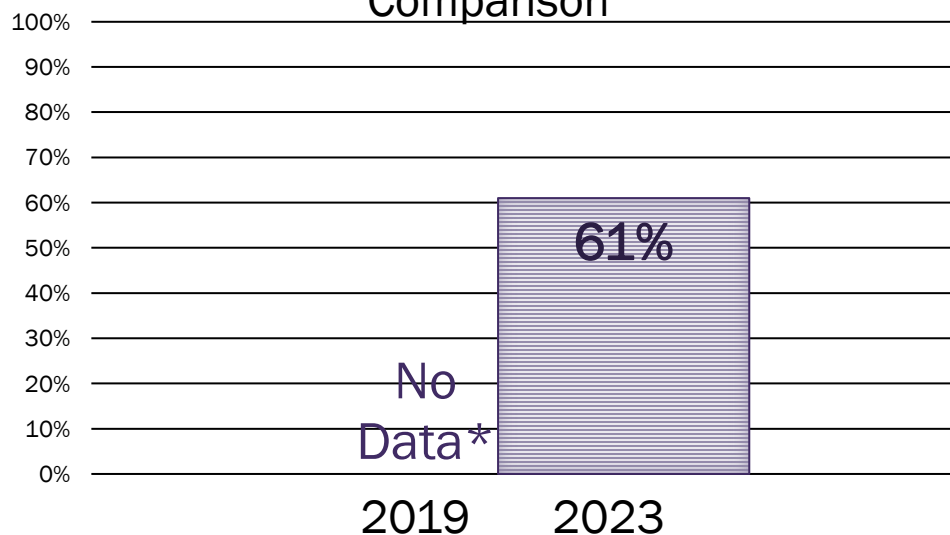
- **61% Rated as Excellent or Good**
- **Lower than National Benchmark**

Highlights:

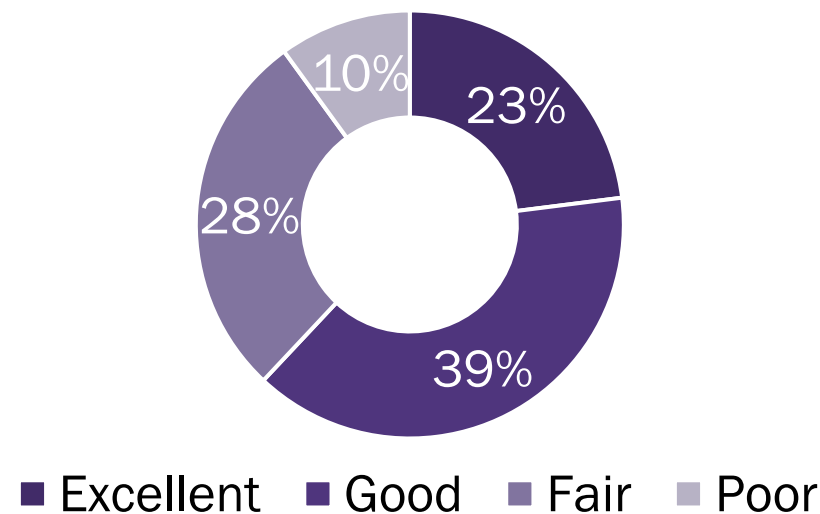
- All questions within this facet rated *lower* than Benchmark
- “City parks,” “Recreation programs/classes,” and “Recreation centers/facilities” improved 8 points or more since 2019

**1:1 question match not available for equal comparison*

Parks & Recreation Opportunities Comparison



Parks & Recreation Opportunities, 2023



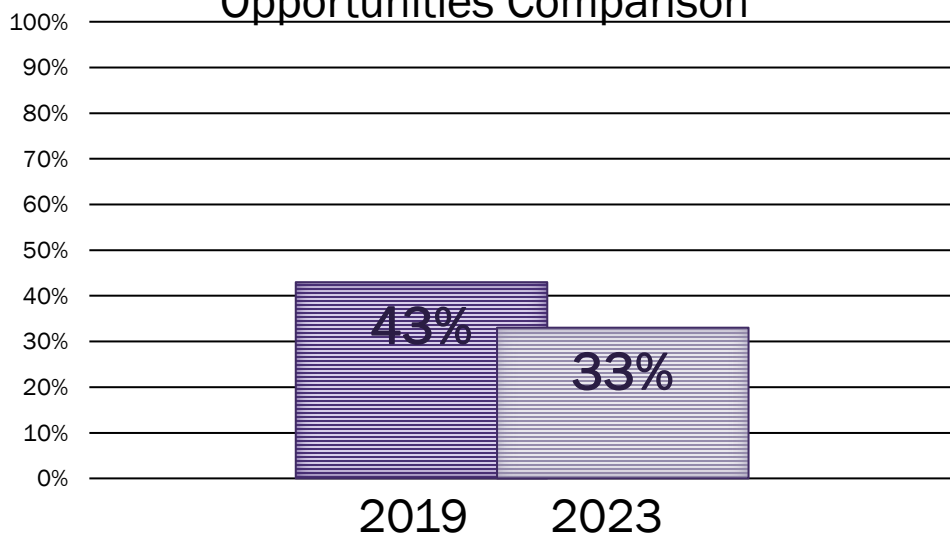
FACETS OF LIVABILITY: EDUCATION, ARTS, & CULTURE

- **33% Rated as Excellent or Good**
- **Decreased from 2019**
- **Lower than National Benchmark**

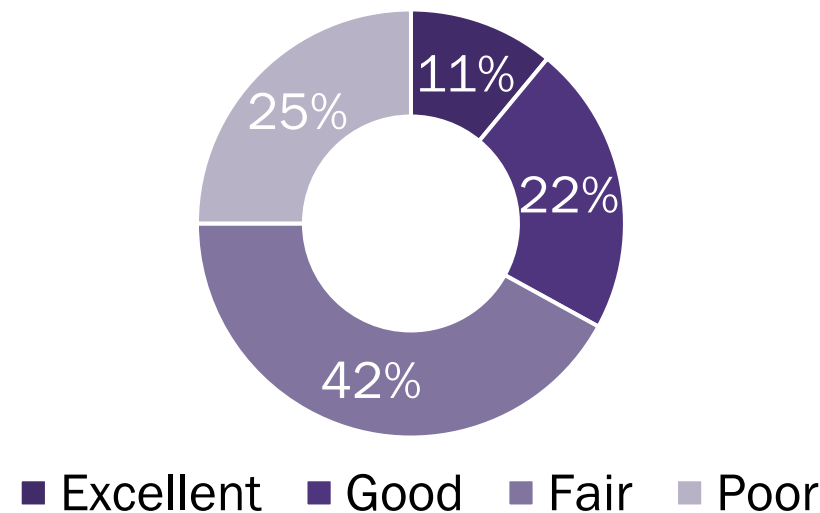
Highlights:

- “Opportunities to attend cultural/arts/music activities,” “Community support for arts,” “K-12 education,” and “Adult education” all rated *lower* than benchmark
- “Opportunities to attend cultural/arts/music activities” increased 8 points since 2019
- “Availability of affordable, quality childcare” decreased 17 points since 2019

Education, Arts, & Culture Opportunities Comparison



Education, Arts, & Culture Opportunities, 2023



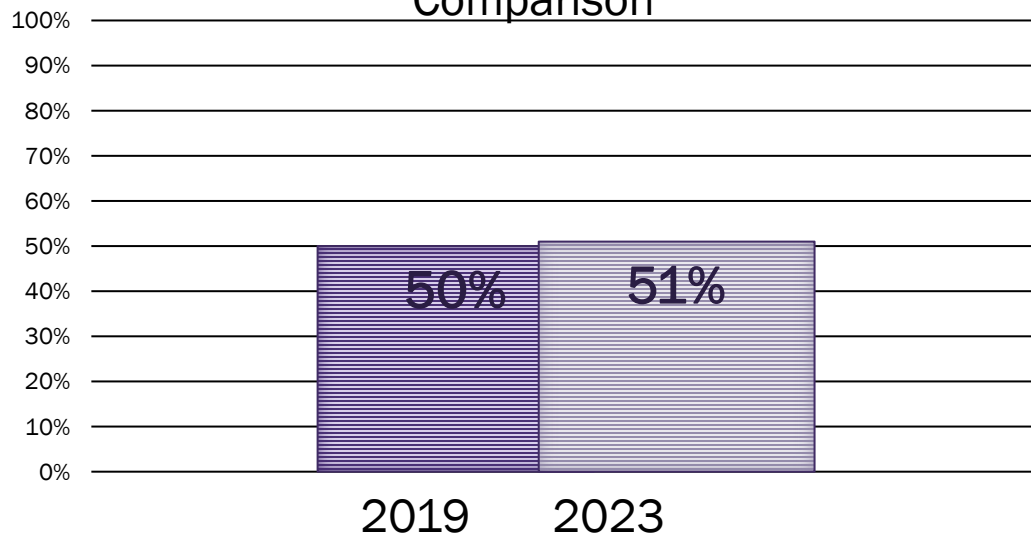
FACETS OF LIVABILITY: HEALTH & WELLNESS

- **51% Rated as Excellent or Good**
- **Increased from 2019**
- **Lower than National Benchmark**

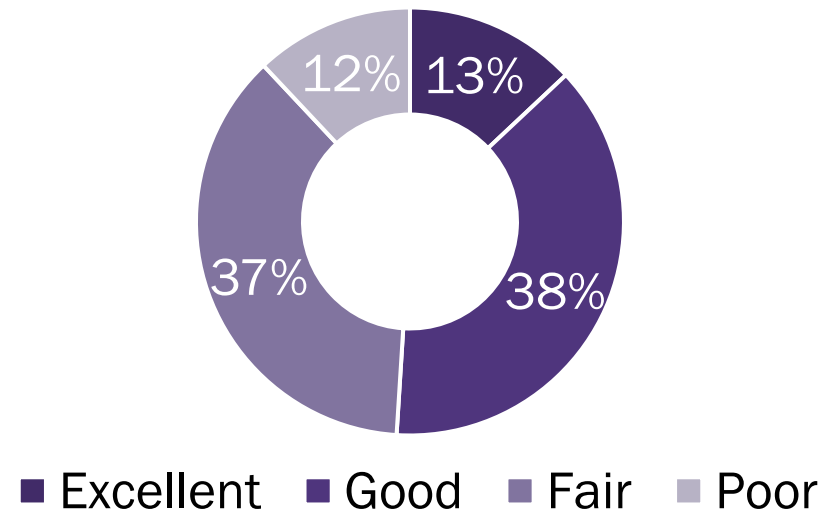
Highlights:

- “Availability of preventive health services,” “Availability of affordable mental health care,” and “Health services” rated *lower* than Benchmark

Health & Wellness Opportunities Comparison



Health & Wellness Opportunities, 2023



FACETS OF LIVABILITY: CONNECTION & ENGAGEMENT

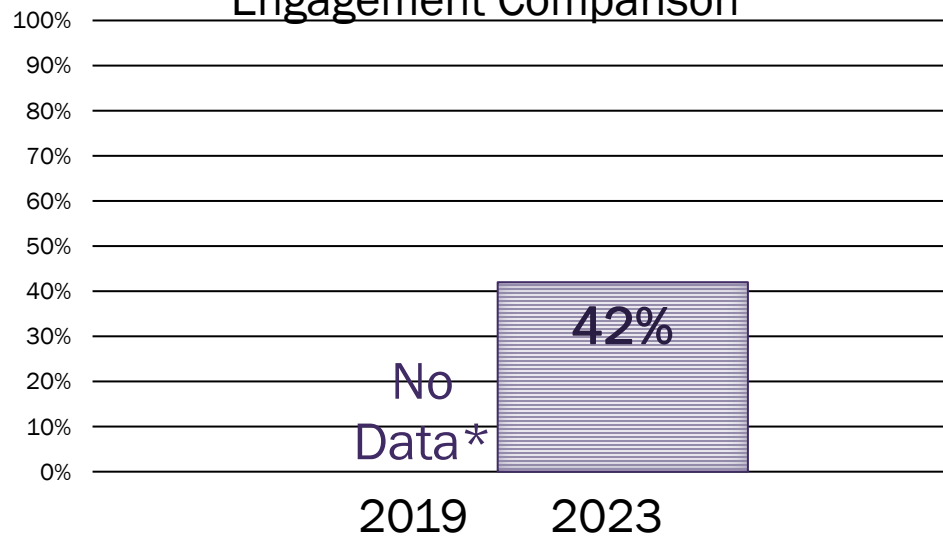
- **42% Rated as Excellent or Good**
- **Similar to National Benchmark**

Highlights:

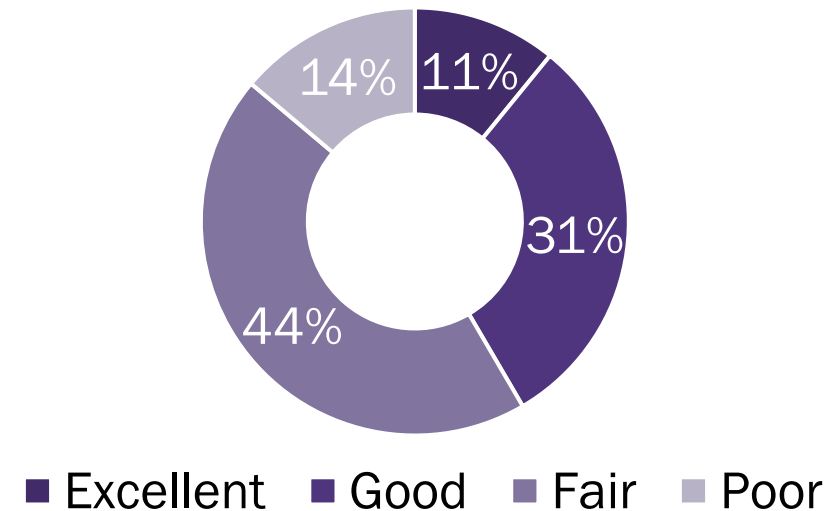
- “Collinsville as a place to raise children,” “Collinsville as a place to retire,” “Opportunities to volunteer,” and “Opportunities to participate in community” rated *lower than Benchmark*

**1:1 question match not available for equal comparison*

Residents' Connection & Engagement Comparison



Residents' Connection & Engagement, 2023



FACETS OF LIVABILITY: TRANSPORTATION/MOBILITY

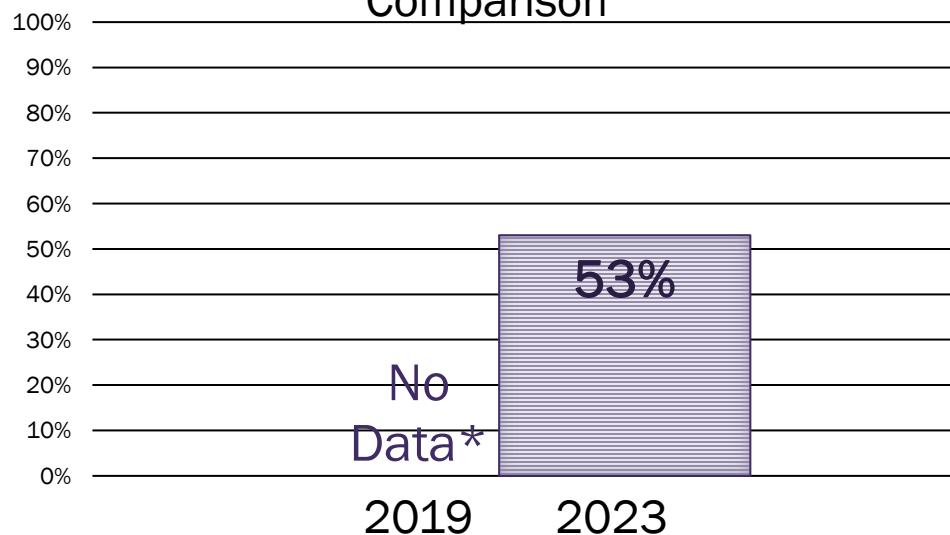
- **53% Rated as Excellent or Good**
- **Similar to National Benchmark**

Highlights:

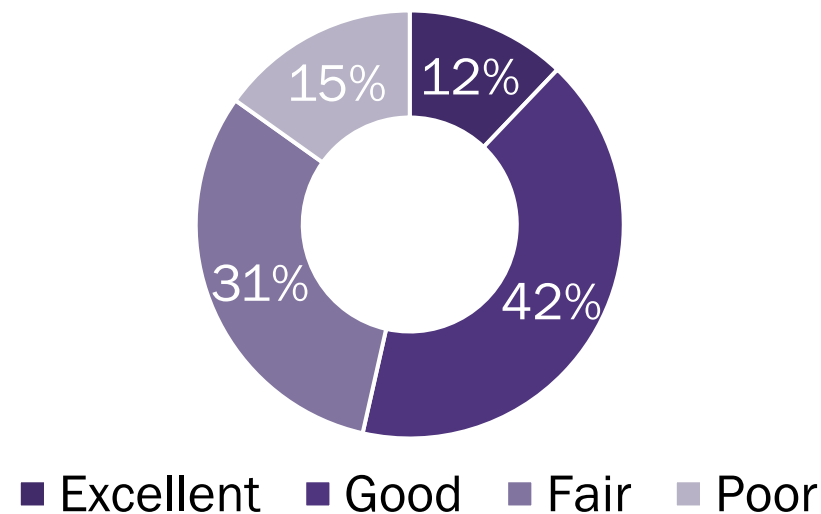
- “Ease of travel by bike,” “Ease of walking,” “Use of public transit,” and “Walked or biked instead of driving” rated *lower* than Benchmark
- “Ease of travel by public transit” and “Bus/transit services” rated *higher* than Benchmark

**1:1 question match not available for equal comparison*

Transportation System Quality Comparison



Transportation Systems Quality, 2023



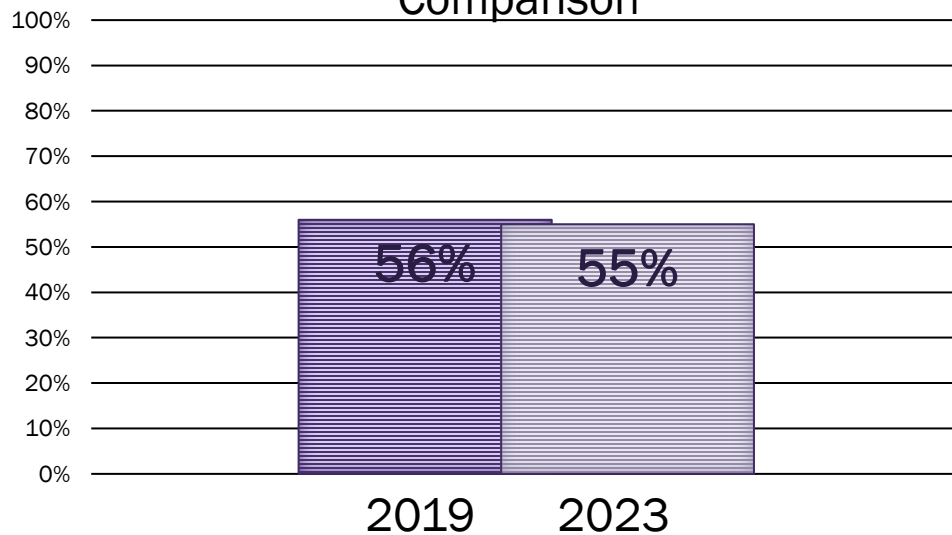
FACETS OF LIVABILITY: CITY DESIGN/LAYOUT

- **55% Rated as Excellent or Good**
- **Decreased from 2019**
- **Similar to National Benchmark**

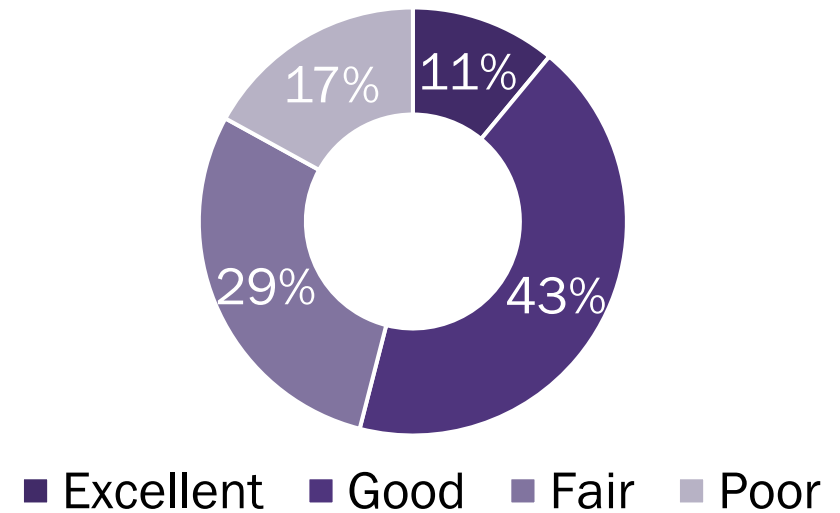
Highlights:

- “Your neighborhood as a place to live,” “Well-designed neighborhoods,” and “Overall appearance” rated *lower* than Benchmark

Overall City Design/Layout Comparison



City Design/Layout, 2023



KEY FINDINGS & RELATIONSHIP TO STRATEGIC PLAN

- **Key Findings:**
 - **Safety continues to be the highest priority for residents**
 - **Economic outlook is worrisome for Collinsville residents**
 - **Parks & Recreation has had substantial improvements in ratings in several areas; Parks & Recreation remains very important to residents**
- **Strategic Plan:**
 - **The key findings of the NCS highlight many areas of need that the City has committed to improving through the adoption of the 2022-24 Strategic Plan.**
 - **The following 2022-24 Strategic Plan Goals are identified as highest priority based on the NCS Facets of Livability survey questions:**
 - **Goal 3: Encourage tourism and economic development**
 - **Goal 4: Invest in public infrastructure**
 - **Goal 5: Provide quality parks and parks facilities**
 - **Goal 6: Keep Collinsville safe**

