

# City of Collinsville, Illinois



2023  
Annual Budget

# 2023 BUDGET

|                                              |           |
|----------------------------------------------|-----------|
| <b>OFFICIALS AND SENIOR MANAGEMENT</b> ..... | <b>1</b>  |
| <b>BUDGET OVERVIEW</b> .....                 | <b>2</b>  |
| <b>2023 BUDGET SUMMARY</b> .....             | <b>3</b>  |
| 2023 REVENUE SUMMARY .....                   | 3         |
| 2023 EXPENDITURE SUMMARY .....               | 4         |
| OTHER SOURCES/USES OF FUNDS .....            | 5         |
| FUND BALANCE PROJECTIONS .....               | 6         |
| DEBT SUMMARY .....                           | 7         |
| CAPITAL PROJECTS SUMMARY .....               | 8         |
| <b>TEN-YEAR REVENUE HISTORY</b> .....        | <b>9</b>  |
| PROPERTY TAX .....                           | 9         |
| SALES TAX.....                               | 10        |
| HOME RULE SALES TAX.....                     | 11        |
| INCOME TAX.....                              | 12        |
| GARBAGE FEES.....                            | 13        |
| AMBULANCE FEES.....                          | 14        |
| TELECOMMUNICATIONS TAX.....                  | 15        |
| MOTOR FUEL TAX.....                          | 16        |
| WATER AND WASTEWATER FEES .....              | 17        |
| HOTEL/MOTEL TAX.....                         | 18        |
| FOOD/BEVERAGE TAX .....                      | 19        |
| UTILITY TAX.....                             | 20        |
| <b>BUDGET DETAIL</b> .....                   | <b>21</b> |
| GENERAL FUND .....                           | 21        |
| SPECIAL REVENUE FUNDS.....                   | 47        |
| WATER & WASTEWATER ENTERPRISE FUND .....     | 53        |

City of Collinsville  
Officials and Senior Management

**Mayor**

John Miller

**City Council**

Donna Green

David Jerome

Jeff Stehman

Tony Hausmann

**City Manager**

Mitch Bair

**Deputy City Manager**

Derek Jackson

**City Clerk**

Kim Wasser

**City Treasurer/Chief Financial Officer**

Dustin Ziebold

**Chief of Police**

Steve Evans

**Fire Chief**

John Bailot

**Director of Public Works**

Dennis Kress

**Director of Human Resources**

Payton Drury

**Director of Community Development**

Travis Taylor

**Director of Information Technology**

Sean Seckler

**Director of Parks & Recreation**

Kimberly Caughran

**Gateway Center General Manager**

Jamie Lane

**Corporate Counsel/City Attorney**

Steve Giacoletto

## 2023 BUDGET OVERVIEW

The proposed budget for 2023 are submitted in accordance with Chapter 65 of the Illinois Compiled Statutes (65 ILCS 5/8-2-9.1 through 5/8-2-9.10). When passed by Ordinance of the City Council, this budget document establishes the City of Collinsville's legal spending limit for the fiscal year beginning January 1, 2023. Budget amendments can be made throughout the budget cycle as follows:

Transfers of \$10,000 or less within a department may be made with the approval of the City Manager and Director of Finance.

Transfers within a department in excess of \$10,000, transfers between departments or increases in budget must be approved by the City Council.

### **BASIS OF ACCOUNTING**

The City uses the modified accrual basis of accounting and budgeting for the Governmental Funds. Under the modified accrual basis of accounting, revenues are recorded when susceptible to accrual, i.e., both measurable and available. Available means collectible within the current period or soon enough thereafter to be used to pay liabilities of the current period. Expenditures are recorded when the related liability is incurred. Generally Accepted Accounting Principles in the United States of America require that consolidated financial statements be presented on the full accrual basis of accounting and that fund financial statements be presented on the modified accrual basis of accounting. However, the audited financial statements include a Budgetary Comparison Schedule for each major fund in the Required Supplementary Information section.

### **FUNDS**

The accounts of the City are organized by funds, each of which is considered a separate accounting entity with self-balancing accounts that comprise its assets, liabilities, fund balance/equity, revenues and expenditures. The budget includes projected revenues and expenditures/expenses for twenty funds. The Governmental Funds include: General, Capital Projects, Tree Memorial, Police Vehicle, DUI Court Fines, Motor Fuel Tax, Tax Increment Financing District 1, Tax Increment Financing District 2, Tax Increment Financing District 3, Southwest Corridors Tax Increment Financing District, Southwest Corridors Business District, Northeast Business District, Collinsville Crossings, Fournie Lane, and Animal Shelter. The Proprietary Funds include: Water/Wastewater, Project, and Bond.

The funds are classified into four different fund types. The General Fund is the general operating fund of the City, which essentially includes all resources except those required to be accounted for in another fund. Capital Projects Funds are used to account for the construction or acquisition of governmental assets that have a useful life in excess of one year and a cost in excess of \$5,000. Those assets may include buildings, equipment, infrastructure, etc. Special Revenue Funds are used to account for specific revenue sources that are restricted (either externally or internally) to expenditure for a specific purpose. Enterprise Funds or Proprietary Funds are used to account for operations that function similar to private business where the intent is that the costs of providing service are financed entirely through user charges.

The City's audited financial statements have fewer funds than the budget the four Tax Increment Financing Districts are consolidated into one Fund for the financial statements. Additionally, the business-type activity, which includes Water/Wastewater Fund, Project Fund and Bond Fund, is consolidated into a single Proprietary Fund. In the December 31, 2021 financial statements, the General Fund, Tax Increment Financing Fund, Capital Projects fund, and Collinsville Crossings Fund were considered major governmental funds.

## REVENUES

The 2023 budgets include projected revenues for of approximately \$67 million (approximately a 13% increase compared to 2022) in all funds combined.

| <b>Revenues by Fund</b>        |                    |                    |                    |                       |                    |
|--------------------------------|--------------------|--------------------|--------------------|-----------------------|--------------------|
| <b>Fund</b>                    | <b>2020 Actual</b> | <b>2021 Actual</b> | <b>2022 Budget</b> | <b>2022 Projected</b> | <b>2023 Budget</b> |
| General Fund                   | 24,862,846         | 30,211,129         | 29,291,891         | 32,739,271            | 34,984,450         |
| Capital Projects Fund          | 1,189,374          | 1,276,242          | 3,934,687          | 1,330,691             | 1,647,000          |
| Tree Memorial Fund             | 157                | 350                | 300                | 1,500                 | 500                |
| Collins House Fund             | -                  | -                  | -                  | -                     | -                  |
| Police Vehicles Fund           | 1,769              | 1,611              | 2,500              | 976                   | 2,500              |
| Motor Fuel Tax Fund            | 1,493,420          | 1,562,154          | 1,005,431          | 1,699,249             | 1,703,000          |
| DUI Court Fines Fund           | 14,050             | 24,512             | 15,000             | 18,742                | 45,000             |
| TIF 1 Fund                     | 3,176,282          | 3,200,173          | 3,567,378          | 2,778,179             | 1,013,550          |
| TIF 2 Fund                     | 13,278             | 12,920             | 12,742             | 3,559                 | 13,225             |
| TIF 3 Fund                     | 76,728             | 74,179             | 74,110             | 56,729                | 76,000             |
| TIF 4 Fund                     | 157,126            | 382,633            | 363,805            | 192,694               | 1,275,000          |
| SW Corridors Business District | 369,907            | 451,486            | 454,340            | 444,976               | 451,000            |
| Northeast Business District    | 580,945            | 657,000            | 652,829            | 703,826               | 651,000            |
| Collinsville Crossings Fund    | 2,271,951          | 2,368,753          | 2,459,037          | 2,222,695             | 5,467,150          |
| Fournie Lane Fund              | 34,960             | 24,830             | 20,580             | 43,571                | 35,000             |
| Animal Shelter Fund            | 253                | 1,290              | -                  | 120                   | 100                |
| Water & Wastewater Fund        | 8,940,004          | 9,810,169          | 10,181,383         | 9,770,418             | 12,697,050         |
| Other Financing Sources        | 3,341,591          | 243,941            | 6,199,717          | 3,022,441             | 7,166,500          |
| <b>Total Revenues</b>          | <b>46,524,641</b>  | <b>50,303,373</b>  | <b>58,235,729</b>  | <b>55,029,637</b>     | <b>67,228,025</b>  |

The City's largest revenue source is Sales Tax, which includes General, Home Rule, and Business District Sales Tax. Sales Tax makes up 33% of projected total revenue in 2023. Sales tax revenue can be volatile because minor changes in the economy dramatically affect consumer confidence and spending. Despite the COVID-19 pandemic, sales tax revenues remained strong throughout 2020 and 2021 and the City expects this trend to continue. More information about the 1% General Sales Tax and the 1.25% Home Rule Sales Tax can be found in the ten-year trend section.

The second-largest source of revenue is Water and Wastewater Fees, which includes usage rates, tap-on fees, penalties, etc. The 2023 Budget includes 5% increases in all water and wastewater rates. More information about Water and Wastewater Revenue can be found in the ten-year trend section.

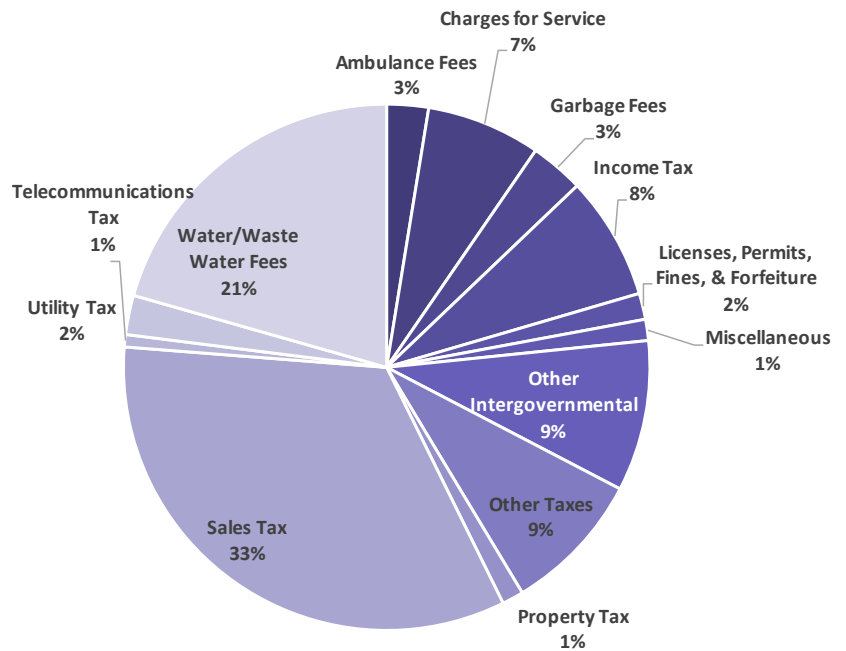
Property tax includes the corporate property tax levy and TIF Property Tax. Property Tax has declined significantly as a revenue source for the City due to Police and Fire Pension funding requirements. (The Police and Fire Pension Funds are fiduciary in nature and have been excluded from the 2023 budget document.) Property Tax makes up 1.0% of total revenue in 2023. More information about Property Tax Revenue can be found in the ten-year trend section.

Income Tax continues to be a significant revenue source for the City at 8% of total revenue in 2023. The State of Illinois income tax distributions to municipalities are currently steadier than in past years. Distributions in 2023 are expected to remain stable. More information about Income Tax Revenue can be found on page 14.

**Revenue By Source**

| Total All Funds                        | 2023              |
|----------------------------------------|-------------------|
| Unassigned Fund Balance                | 7,337,700         |
| Ambulance Fees                         | 1,350,000         |
| Charges for Service                    | 3,701,830         |
| Garbage Fees                           | 1,741,500         |
| Income Tax                             | 4,000,000         |
| Licenses, Permits, Fines, & Forfeiture | 847,750           |
| Miscellaneous                          | 685,290           |
| Other Intergovernmental                | 4,889,000         |
| Other Taxes                            | 4,605,975         |
| Property Tax                           | 693,270           |
| Sales Tax                              | 17,680,025        |
| Telecommunications Tax                 | 400,000           |
| Utility Tax                            | 1,270,000         |
| Water/Waste Water Fees                 | 10,859,185        |
| <b>Total</b>                           | <b>60,061,525</b> |

Note: chart excludes Other Financing Sources



**EXPENDITURES/EXPENSES**

The 2023 budgets include expenditures/expenses of approximately \$67.1 million (approximately a 12.5% increase over 2022 budget).

**Expenditures/Expenses by Fund**

| Fund                           | 2020 Actual       | 2021 Actual       | 2022 Budget       | 2022 Projected    | 2023 Budget       |
|--------------------------------|-------------------|-------------------|-------------------|-------------------|-------------------|
| General Fund                   | 22,781,509        | 30,271,901        | 30,690,349        | 30,978,592        | 35,150,350        |
| Capital Projects Fund          | 1,097,272         | 835,364           | 4,685,061         | 1,359,047         | 2,997,000         |
| Tree Memorial Fund             | -                 | -                 | 300               | 1,450             | 500               |
| Collins House Fund             | -                 | -                 | -                 | -                 | -                 |
| Police Vehicles Fund           | -                 | -                 | -                 | -                 | -                 |
| Motor Fuel Tax Fund            | 661,468           | 775,499           | 1,243,669         | 703,617           | 1,557,000         |
| DUI Court Fines Fund           | -                 | -                 | 45,000            | -                 | 45,000            |
| TIF 1 Fund                     | 3,483,640         | 3,651,386         | 2,442,792         | 1,771,139         | 1,013,550         |
| TIF 2 Fund                     | -                 | -                 | -                 | -                 | 13,225            |
| TIF 3 Fund                     | -                 | -                 | -                 | -                 | 76,000            |
| TIF 4 Fund                     | 11,895            | 95,726            | 1,695,000         | 256,330           | 1,275,000         |
| SW Corridors Business District | 358,588           | 236,492           | 238,000           | 29,009            | 451,000           |
| Northeast Business District    | 525,315           | 201,950           | 133,700           | 459,627           | 651,000           |
| Collinsville Crossings Fund    | 1,942,987         | 1,970,095         | 2,053,555         | 2,097,727         | 5,467,150         |
| Fournie Lane Fund              | 116,750           | 119,200           | -                 | -                 | -                 |
| Animal Shelter Fund            | 1,690             | -                 | -                 | -                 | 100               |
| Water & Wastewater Fund        | 11,753,375        | 10,437,369        | 14,163,416        | 11,418,321        | 13,717,650        |
| Other Financing Uses           | 2,774,501         | 2,335,523         | 1,633,322         | (114,707)         | 4,776,600         |
| <b>Total Expenditures</b>      | <b>45,508,991</b> | <b>50,930,506</b> | <b>59,024,164</b> | <b>48,960,152</b> | <b>67,191,125</b> |

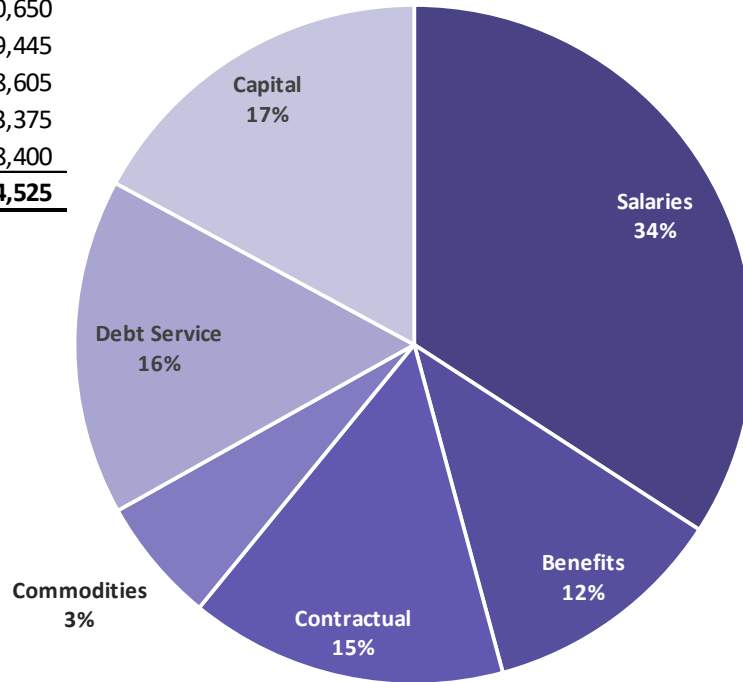
The City's largest expenditure category is salaries at 34%. The City provides services through its employees. The next largest expenditure category is capital at 17%. Capital expenditures are investments in capital assets with long useful lives and costs over \$5,000. Capital expenditures include vehicles, equipment, building improvements, and infrastructure.

The next largest expenditure category is debt service at 16%. Debt service is repayment of outstanding long-term debt obligations. The city is working aggressively to pay down its debt to strengthen its financial position to ensure a strong credit rating and open up funding for capital expenditures.

**Expenditures By Category**

| Total All Funds | 2023              |
|-----------------|-------------------|
| Salaries        | 21,324,050        |
| Benefits        | 7,260,650         |
| Contractual     | 9,429,445         |
| Commodities     | 3,728,605         |
| Debt Service    | 9,993,375         |
| Capital         | 10,678,400        |
| <b>Total</b>    | <b>62,414,525</b> |

*Note: chart excludes Other Financing Uses*



**OTHER FINANCING SOURCES/OTHER FINANCING USES**

Other Financing Sources of Funds are increases to Fund Balance that do not meet the definition of revenue. It primarily includes such things as proceeds from debt issuance, proceeds of the sale of capital assets, and transfers from other funds. Similarly, Other Financing Uses of Funds are decreases to Fund Balance that do not meet the definition of an expenditure/expense. It primarily includes transfers to other funds. The following tables show Other Financing Sources of Funds and Other Financing Uses of Funds. The purpose for using these categories is to keep these items “below the line” or out of net income on an income statement. Otherwise, consolidation of funds would result in counting these items twice as either a revenue or expenditure. The City of Collinsville’s Other Financing Sources of Funds and Other Financing Uses of Funds are comprised of interfund transfers and proceeds of debt issued for capital projects.

**Other Financing Sources by Fund**

| Fund                         | 2020 Actual      | 2021 Actual    | 2022 Budget      | 2022 Projected   | 2023 Budget      |
|------------------------------|------------------|----------------|------------------|------------------|------------------|
| General Fund                 | 1,398,044        | 230,941        | 1,233,322        | -                | 1,266,000        |
| Capital Projects Fund        | -                | 13,000         | 666,395          | -                | 1,350,000        |
| Motor Fuel Tax Fund          | -                | -              | -                | -                | -                |
| TIF 1 Fund                   | -                | -              | -                | -                | -                |
| Fournie Lane Fund            | 81,660           | -              | -                | -                | -                |
| Water & Wastewater Fund      | 1,861,886        | -              | 4,300,000        | 3,022,441        | 4,550,500        |
| <b>Total Other Financing</b> | <b>3,341,590</b> | <b>243,941</b> | <b>6,199,717</b> | <b>3,022,441</b> | <b>7,166,500</b> |

**Other Financing Uses by Fund**

| <b>Fund</b>                  | <b>2020 Actual</b> | <b>2021 Actual</b> | <b>2022 Budget</b> | <b>2022 Projected</b> | <b>2023 Budget</b> |
|------------------------------|--------------------|--------------------|--------------------|-----------------------|--------------------|
| General Fund                 | -                  | -                  | (400,000)          | (66,557)              | (1,100,100)        |
| Capital Projects Fund        | -                  | -                  | -                  | -                     | -                  |
| Motor Fuel Tax Fund          | (173,195)          | (214,991)          | (267,800)          | -                     | (146,000)          |
| TIF 1 Fund                   | (81,660)           | -                  | -                  | -                     | -                  |
| Fournie Lane Fund            | -                  | -                  | -                  | -                     | -                  |
| Water & Wastewater Fund      | (2,519,645)        | (2,120,532)        | (965,522)          | (181,264)             | (3,530,500)        |
| <b>Total Other Financing</b> | <b>(2,774,500)</b> | <b>(2,335,523)</b> | <b>(1,633,322)</b> | <b>(247,821)</b>      | <b>(4,776,600)</b> |

**FUND BALANCES**

The budgetary fund balance for all funds combined is estimated to be \$15.6 million on December 31, 2023. Of that amount, \$2.5 million will be in the City’s only business-type activity fund (Water/Wastewater Fund), \$6.3 million will be in the General Fund for operations, \$0.9 million will be in the Capital Projects Fund, and \$5.8 million will remain the Special Revenue Funds, as legally obligated. The estimated ending fund balances for 2023 are as follows:

| <b>Fund</b>                    | <b>2022 Projected</b> | <b>2023</b>       | <b>2023</b>         | <b>2023 Other</b>     | <b>2023 Projected</b> | <b>2023</b>                      |
|--------------------------------|-----------------------|-------------------|---------------------|-----------------------|-----------------------|----------------------------------|
|                                | <b>Ending Fund</b>    |                   |                     |                       | <b>Ending Fund</b>    |                                  |
|                                | <b>Balance</b>        | <b>Revenues</b>   | <b>Expenditures</b> | <b>Sources/(Uses)</b> | <b>Balance</b>        | <b>Fund Balance % of Revenue</b> |
| General Fund                   | 8,547,113             | 32,801,095        | 35,150,350          | 165,900               | 6,363,758             | 19%                              |
| Capital Projects Fund          | 924,116               | 1,647,000         | 2,997,000           | 1,350,000             | 924,116               |                                  |
| Motor Fuel Tax Fund            | 1,080,168             | 1,002,000         | 1,557,000           | (146,000)             | 379,168               |                                  |
| TIF Funds                      | 2,789,254             | 537,225           | 2,377,775           | -                     | 948,704               |                                  |
| SW Corridors Business District | 1,528,219             | 451,000           | 451,000             | -                     | 1,528,219             |                                  |
| Collinsville Crossings Fund    | 4,681,040             | 2,501,000         | 5,467,150           | -                     | 1,714,890             |                                  |
| Water & Wastewater Fund        | 4,342,133             | 10,897,050        | 13,717,650          | 1,020,000             | 2,541,533             | 23%                              |
| Other Special Revenue Funds    | 1,197,885             | 704,100           | 696,600             | -                     | 1,205,385             |                                  |
| <b>Total Fund Balance</b>      | <b>25,089,929</b>     | <b>50,540,470</b> | <b>62,414,525</b>   | <b>2,389,900</b>      | <b>15,605,774</b>     |                                  |

Fund Balance is classified in the City’s audited financial statements as non-spendable, restricted, committed, assigned or unassigned as defined by the Governmental Accounting Standards Board in GASB Statement No. 54. On a Balance Sheet, Fund Balance represents the equity in the fund or the difference between assets and liabilities.

The City of Collinsville has established a policy of keeping the fund balance in the two operating funds (General Fund and Water/Wastewater Fund) between 15% and 20% of current year revenues. This goal will be reached in the Water/Wastewater Fund in 2023 as ending fund balance will likely be 23%. The ending fund balance goal will also be reached in the General Fund for 2023 as ending fund balance is expected to be 19%.



## DEBT

The City issues bonded debt to finance projects that are too large to be funded through a budget cycle. At the beginning of the 2023 budget, the total outstanding debt will be \$53,996,264. During 2023, principal payments made towards the debt will equal \$8,077,479, leaving total outstanding debt of \$45,918,784 on December 31, 2023.

### Debt Summary

| <b>Bonds</b>                                     | <b>Fund</b> | <b>Principal as of 12/31/22</b> | <b>2023 Principal Payments</b> | <b>Principal as of 12/31/23</b> |
|--------------------------------------------------|-------------|---------------------------------|--------------------------------|---------------------------------|
| Revenue Bonds Series 2003 (Gateway)              | 39          | 432,847                         | 432,847                        | 0                               |
| Revenue Bonds Series 2004 (Gateway)              | 39          | 371,941                         | 371,941                        | 0                               |
| GO Refunding Bonds Series 2014 (CC)              | 70          | 2,950,000                       | 2,950,000                      | -                               |
| Taxable GO Bonds Series 2017B                    | 41          | 885,000                         | 135,000                        | 750,000                         |
| LIST Revenue Bonds Series 2007 (CC) <sup>1</sup> | 48          | 18,880,000                      | 1,310,000                      | 17,570,000                      |
| GO Refunding Bonds Series 2020                   | 54          | 5,125,000                       | 1,205,000                      | 3,920,000                       |
| <b>Total Bonds</b>                               |             | <b>28,644,789</b>               | <b>6,404,788</b>               | <b>22,240,001</b>               |
| <b>Other Debt</b>                                |             |                                 |                                |                                 |
| Capital Leases - 2016 Fire Truck                 | 28          | 312,723                         | 95,683                         | 217,040                         |
| Note Payable - 2017 Fire Truck                   | 28          | 224,680                         | 53,948                         | 170,732                         |
| Capital Leases - 2023 Ambulance *                | 28          | 282,593                         | 66,317                         | 216,276                         |
| Capital Leases - 2022 Ambulance                  | 28          | 215,957                         | 51,820                         | 164,137                         |
| Lease-Purchase - Aqua Park                       | 41          | 1,316,260                       | 167,188                        | 1,149,072                       |
| IEPA Loan - Biosolids Project *                  | 52          | 6,898,961                       | 350,000                        | 6,548,961                       |
| IEPA Loan - Water Plant                          | 52          | 16,100,302                      | 887,735                        | 15,212,567                      |
| <b>Total Other Debt</b>                          |             | <b>25,351,475</b>               | <b>1,672,691</b>               | <b>23,678,784</b>               |
| <b>Total Outstanding Debt</b>                    |             | <b>53,996,264</b>               | <b>8,077,479</b>               | <b>45,918,784</b>               |

<sup>1</sup>Principal payment based on historical trends. No principal payment is required.

\* Principal payment is an estimate

The LIST Revenue Bonds issued in 2007 were for infrastructure in the Collinsville Crossings development. Principal and interest payments are budgeted in the Collinsville Crossings Fund. Funding for the debt service is limited to the incremental general sales tax that is generated within the development. The original amount of debt issued was \$20,250,000. This is the only bonded debt obligation that is not backed by the full faith and credit of the City.

The Taxable General Obligation Bonds that were issued in 2009 were for the renovation of Hotel Collinsville into the existing DoubleTree by Hilton. Principal and interest payments are budgeted in the TIF District 1 Fund. Funding is provided by the 1% business district hotel tax of the Eastport Plaza Drive Business District as well as other revenues sources within the TIF District.

General Obligation Refunding Bonds were issued in 2012 to partially refinance the 2006 bonds (\$20 million sewer plant expansion.) Principal and interest payments are budgeted in the Bond Fund. Funding for the debt service is provided by a transfer from the Water/Wastewater Fund. The original amount of debt issued was \$9,625,000.

Taxable General Obligation Refunding Bonds were issued in 2014 to partially refinance the 2007A GO Bonds (\$7.3 million infrastructure within the Collinsville Crossings development.) Principal and interest payments are budgeted in the Collinsville Crossings Fund. Funding is provided by the 1% business district sales tax of the Collinsville Crossings (North and South) Business Districts. The original amount of debt issued was \$6,260,000.

The City has obtained approval for an IEPA loan for a Biosolids Dewatering capital project. The loan principal is anticipated to be approximately \$6.89 million with repayment beginning in January 2023. Funding is provided by the Water & Wastewater Enterprise Fund.

The City of Collinsville became home-rule by special census on August 24, 2005 and no longer has a debt limit. The residents of the City voted by referendum in November 2022 to keep home-rule. The City has been assigned an Aa3 bond rating by Moody's Investors Service, which demonstrates a very strong creditworthiness.

## **CAPITAL PROJECTS**

**To Be Determined following City Council Discussion of CIP 2023-2032**

## **LOOKING FORWARD**

The City Council and City Staff have held strategic planning sessions throughout 2022 in order to re-establish the mission, vision and direction of the City. This strategy is the pathway to ensure our commitment to improving quality of life in Collinsville for both our Citizens and visitors to our community. The principles ensure exceptional service is provided and resources trusted to the City are handled responsibly, especially financial resources. The budget workshop will be an opportunity to review assumptions and verify that future services will be delivered efficiently and effectively.

The City Council and staff can take pride in adopting responsible and balanced budgets for 2023.

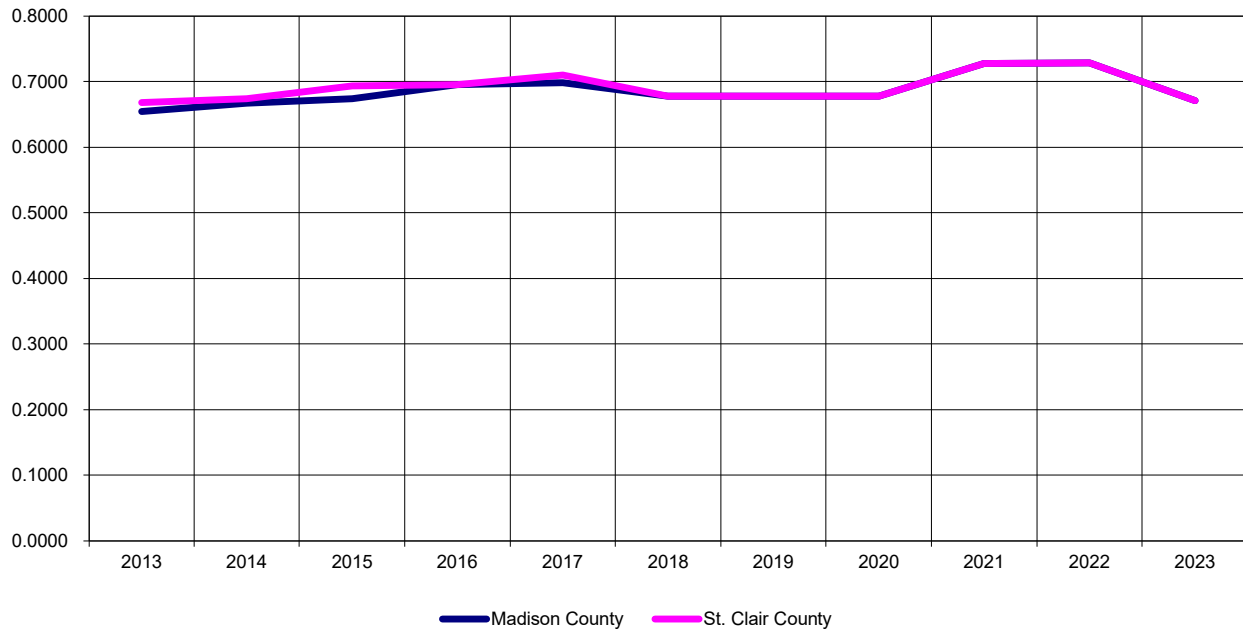
## TEN YEAR PROPERTY TAX REVENUE HISTORY

The total 2022 property tax levy (collection year 2023) for the City of Collinsville is \$3,253,915. The Corporate levy is deposited into the General Fund. The Police Pension and Fire Pension levies are deposited directly into those funds. The amounts of those levies are determined annually by the Illinois Department of Insurance.

Rates are per \$100 of Equalized Assessed Value (EAV).

| Collection Year | Tax Levy    | Madison Tax Rate | St. Clair Tax Rate |
|-----------------|-------------|------------------|--------------------|
| 2013            | \$2,483,000 | 0.6552           | 0.6687             |
| 2014            | \$2,483,000 | 0.6676           | 0.6746             |
| 2015            | \$2,483,000 | 0.6746           | 0.6932             |
| 2016            | \$2,483,000 | 0.6959           | 0.6958             |
| 2017            | \$2,483,000 | 0.6986           | 0.7101             |
| 2018            | \$2,606,900 | 0.6779           | 0.6779             |
| 2019            | \$2,737,000 | 0.6779           | 0.6779             |
| 2020            | \$2,873,500 | 0.6779           | 0.6779             |
| 2021            | \$3,016,888 | 0.7277           | 0.7277             |
| 2022            | \$3,167,430 | 0.7293           | 0.7293             |
| 2023            | \$3,253,915 | 0.6715           | 0.6715             |

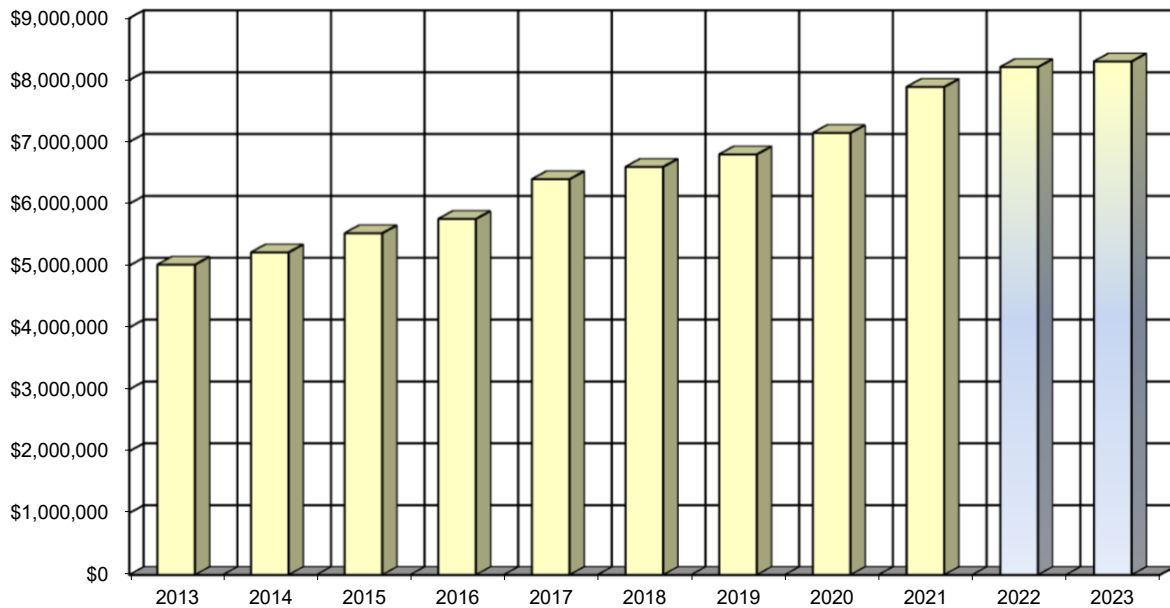
|                  |                    |
|------------------|--------------------|
| <u>2022 Levy</u> |                    |
| Corporate        | \$225,268          |
| Police Pension   | \$1,659,997        |
| Fire Pension     | <u>\$1,368,650</u> |
| Total            | \$3,253,915        |



## TEN YEAR SALES TAX REVENUE HISTORY

The largest source of General Fund revenues is the 1% sales tax. This revenue source is expected to provide the largest portion of the General Fund budget in 2023. Of the \$0.0625 per dollar state sales tax, \$0.01 is returned to the city in which the retail sale was made. As the graph below reflects, sales tax revenue has been trending significantly upward since 2013. Incremental revenues in the Collinsville Crossings development have been pledged toward the debt service. As such, \$1,400,000 is budgeted in the Collinsville Crossings special revenue fund and \$6,900,000 in the General Fund for 2023.

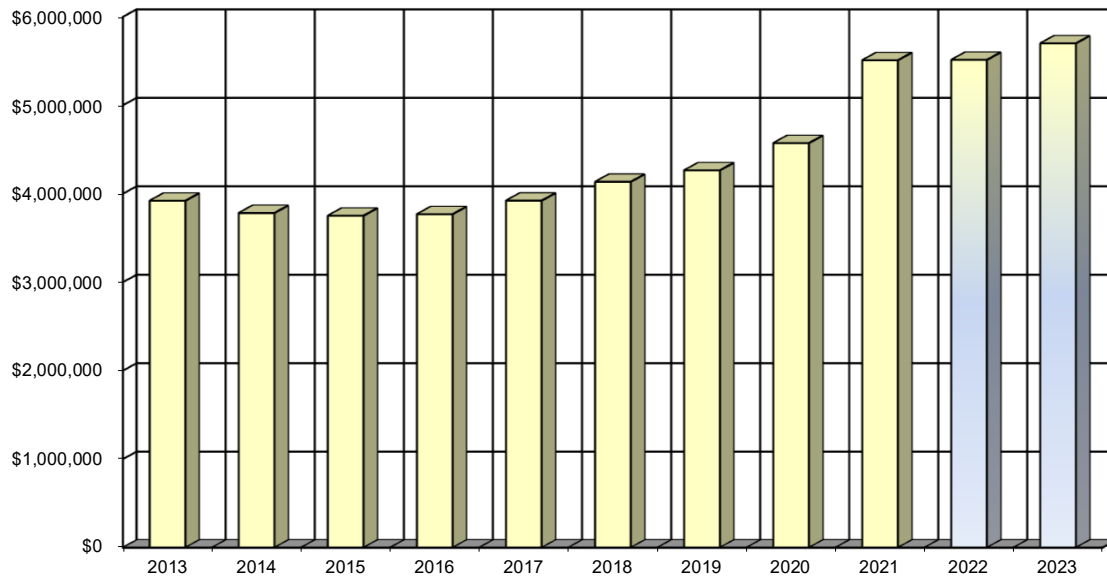
| Fiscal Year | Revenue Received | Percent Change |
|-------------|------------------|----------------|
| 2013        | \$5,014,482      | 5.3%           |
| 2014        | \$5,213,377      | 4.0%           |
| 2015        | \$5,523,215      | 5.9%           |
| 2016        | \$5,753,736      | 4.2%           |
| 2017        | \$6,395,875      | 11.2%          |
| 2018        | \$6,596,396      | 3.1%           |
| 2019        | \$6,797,843      | 3.1%           |
| 2020        | \$7,144,083      | 5.1%           |
| 2021        | \$7,887,602      | 10.4%          |
| 2022        | \$8,208,625      | 4.1%           |
| 2023        | \$8,300,000      | 1.1%           |



## TEN YEAR HOME RULE SALES TAX REVENUE HISTORY

The second-largest source of General Fund revenues is the 1.25% home rule sales tax. The home rule sales tax was implemented January 1, 2008.

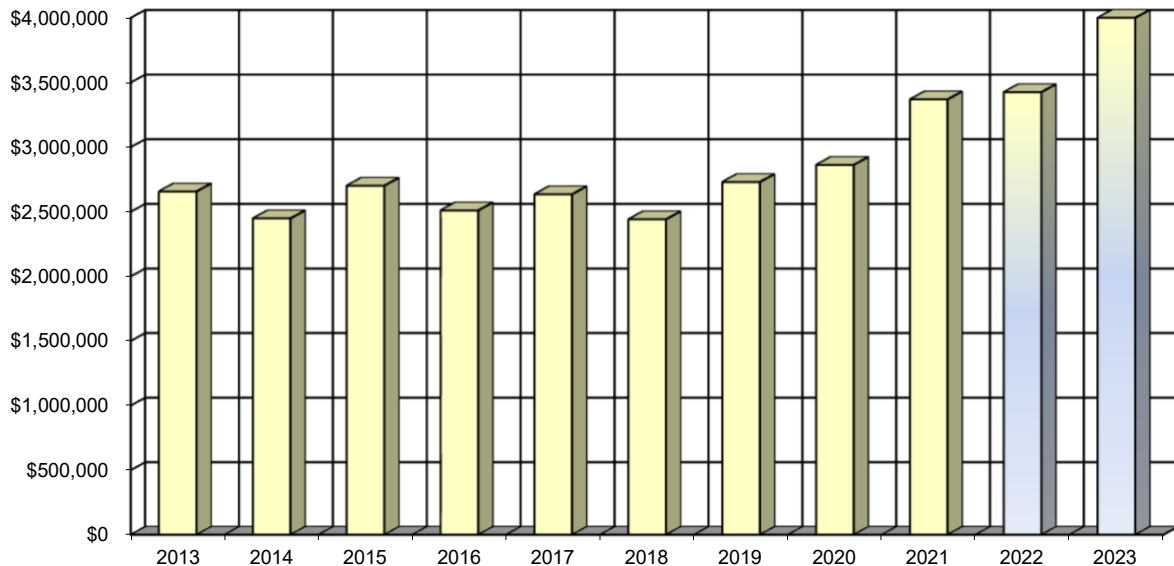
| Fiscal Year | Revenue Received | Percent Change |
|-------------|------------------|----------------|
| 2013        | \$3,920,229      | 0.0%           |
| 2014        | \$3,781,994      | -3.5%          |
| 2015        | \$3,751,496      | -0.8%          |
| 2016        | \$3,768,730      | 0.5%           |
| 2017        | \$3,922,134      | 4.1%           |
| 2018        | \$4,134,842      | 5.4%           |
| 2019        | \$4,264,540      | 3.1%           |
| 2020        | \$4,572,210      | 7.2%           |
| 2021        | \$5,509,226      | 20.5%          |
| 2022        | \$5,513,461      | 0.1%           |
| 2023        | \$5,700,000      | 3.4%           |



## TEN YEAR INCOME TAX REVENUE HISTORY

The third-largest source of General Fund revenues is income tax. In 2023, income tax is expected to provide over 11% of the General Fund budget. The State of Illinois distributes 10% of the net state income tax receipts to municipalities on a per capita basis. At the end of 2008, the State began delaying distributions of income tax to meet its own cash flow requirements. By the end of 2010, income tax revenues were five months behind. The State is currently one month behind in its distribution of income tax to municipalities.

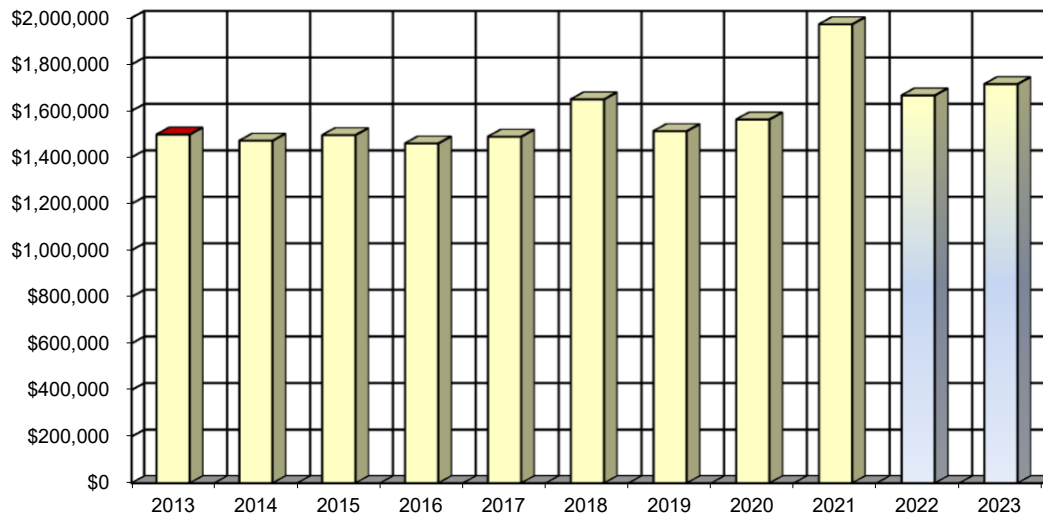
| Fiscal Year | Revenue Received | Percent Change |
|-------------|------------------|----------------|
| 2013        | \$2,657,257      | 25.3%          |
| 2014        | \$2,448,408      | -7.9%          |
| 2015        | \$2,701,550      | 10.3%          |
| 2016        | \$2,510,431      | -7.1%          |
| 2017        | \$2,635,609      | 5.0%           |
| 2018        | \$2,441,410      | -7.4%          |
| 2019        | \$2,730,306      | 11.8%          |
| 2020        | \$2,862,331      | 4.8%           |
| 2021        | \$3,369,457      | 17.7%          |
| 2022        | \$3,425,329      | 1.7%           |
| 2023        | \$4,000,000      | 16.8%          |



## TEN YEAR GARBAGE REVENUE HISTORY

In August of 1991, the City contracted with a private hauler for residential curbside recycling and trash pickup. Currently, Republic Services provides this service to approximately 9,300 households. The City will bill senior citizen households \$12.17 per month and all other households \$16.01 per month in 2023. Note that Republic Services began directly billing rental properties with five or more units during 2017.

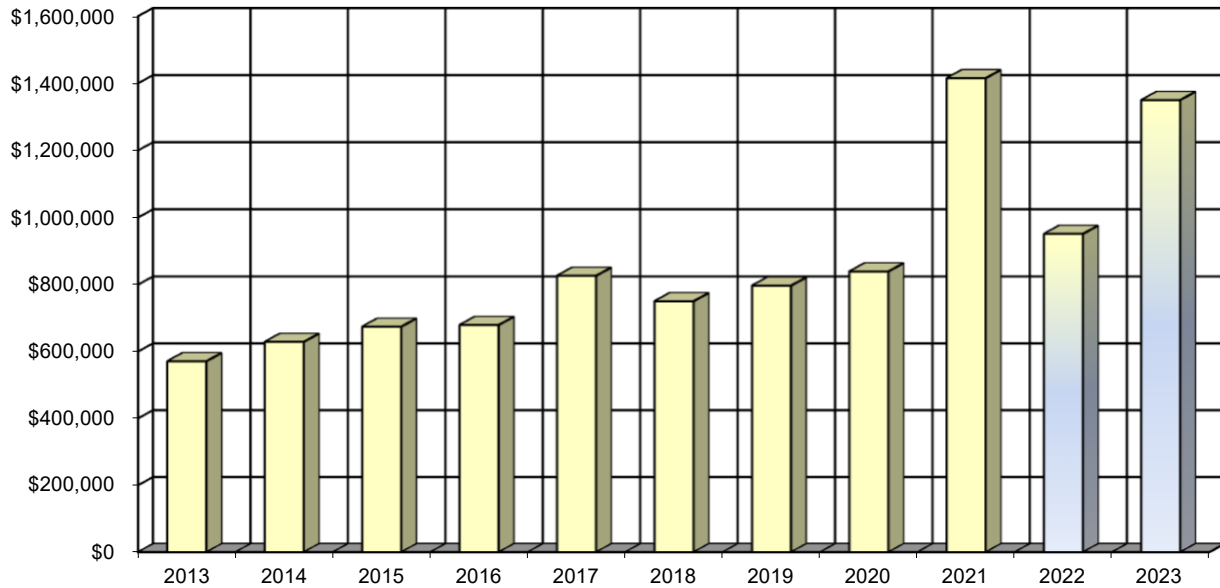
| Fiscal Year | Revenue Received | Percent Change |
|-------------|------------------|----------------|
| 2013        | \$1,497,766      | 6.6%           |
| 2014        | \$1,471,306      | -1.8%          |
| 2015        | \$1,495,212      | 1.6%           |
| 2016        | \$1,459,637      | -2.4%          |
| 2017        | \$1,488,373      | 2.0%           |
| 2018        | \$1,649,213      | 10.8%          |
| 2019        | \$1,512,417      | -8.3%          |
| 2020        | \$1,562,555      | 3.3%           |
| 2021        | \$1,972,302      | 26.2%          |
| 2022        | \$1,666,297      | -15.5%         |
| 2023        | \$1,715,000      | 2.9%           |



# TEN YEAR AMBULANCE REVENUE HISTORY

The City provides emergency medical service to those who reside within the City of Collinsville and the Collinsville Fire Protection District. The City's three ambulances, staffed by firefighter/paramedics, responded to 3,234 calls in 2021. Ambulance billing was outsourced to Medicount in 2020. Note that ambulance fees were also increased during 2017 and that caused the overall collection rate to go down.

| Fiscal Year | Revenue Received | Percent Change |
|-------------|------------------|----------------|
| 2013        | \$570,743        | 0.8%           |
| 2014        | \$628,615        | 10.1%          |
| 2015        | \$674,156        | 7.2%           |
| 2016        | \$679,179        | 0.7%           |
| 2017        | \$826,319        | 21.7%          |
| 2018        | \$750,261        | -9.2%          |
| 2019        | \$796,797        | 6.2%           |
| 2020        | \$839,211        | 5.3%           |
| 2021        | \$1,415,203      | 68.6%          |
| 2022        | \$951,180        | -32.8%         |
| 2023        | \$1,350,000      | 41.9%          |

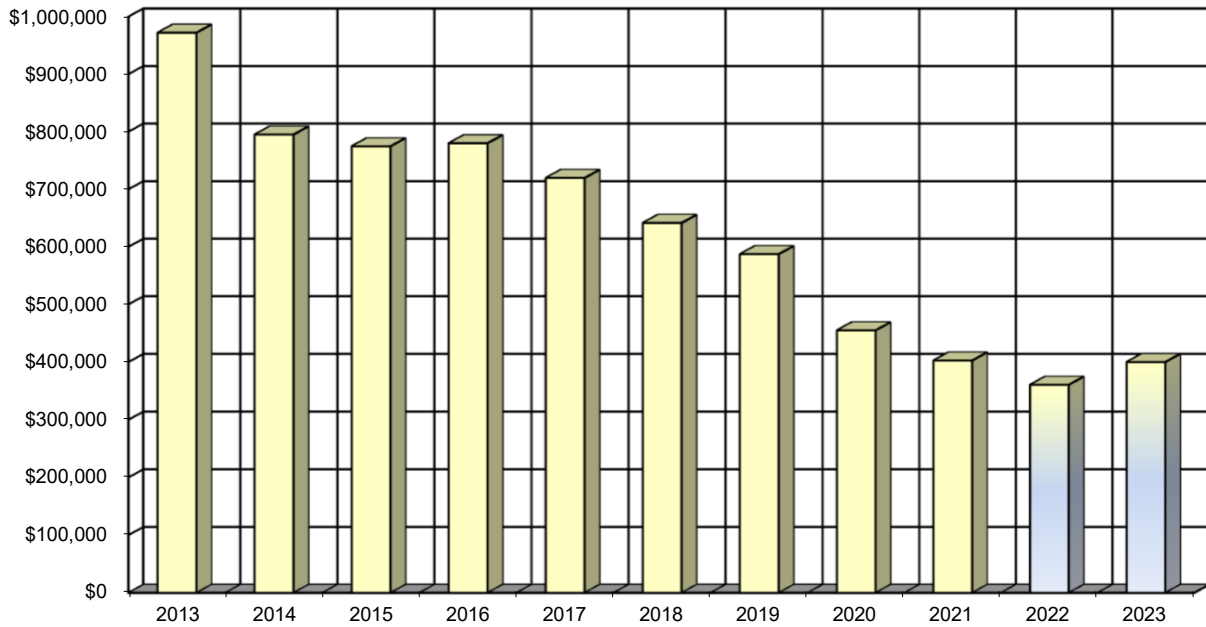




# TEN YEAR TELECOMMUNICATIONS TAX REVENUE HISTORY

Tax continues to decrease as a revenue source in the City's General Fund due to changes in the telecommunications industry. All telephone service providers are required to collect this tax and submit it to the State of Illinois. The State of Illinois retains 1/2% as an administration fee and returns 5 1/2% to the City.

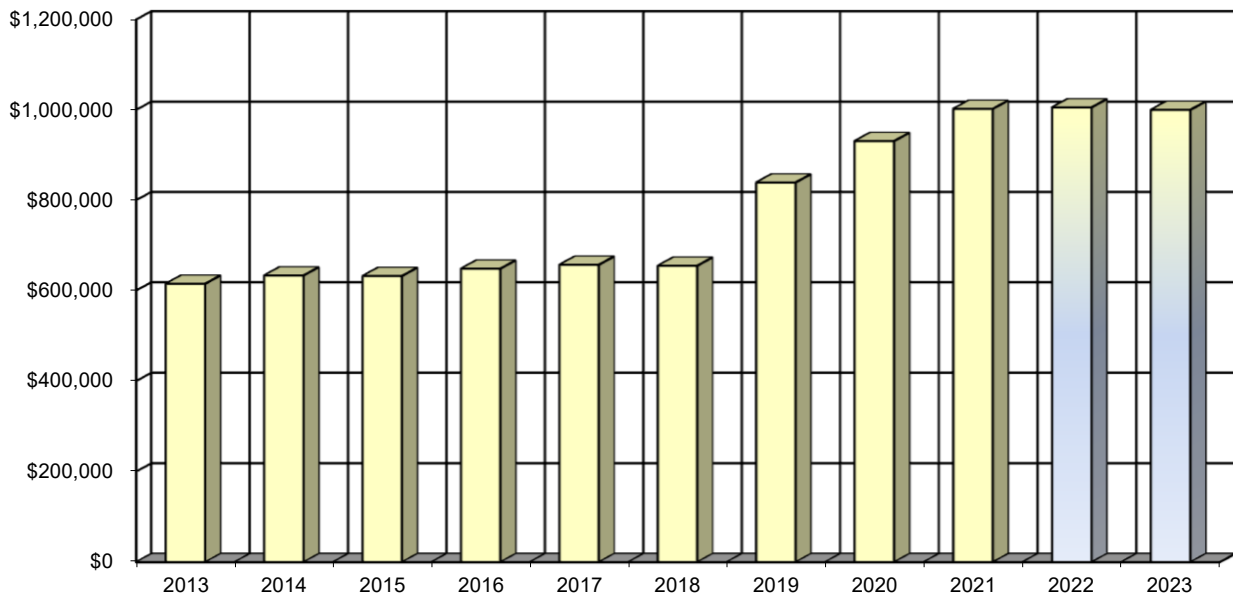
| Fiscal Year | Simplified Telecom Tax | Percent Change |
|-------------|------------------------|----------------|
| 2013        | \$971,985              | -9.1%          |
| 2014        | \$794,993              | -18.2%         |
| 2015        | \$774,632              | -2.6%          |
| 2016        | \$779,972              | 0.7%           |
| 2017        | \$719,640              | -7.7%          |
| 2018        | \$641,524              | -10.9%         |
| 2019        | \$587,188              | -8.5%          |
| 2020        | \$454,974              | -22.5%         |
| 2021        | \$402,699              | -11.5%         |
| 2022        | \$360,541              | -10.5%         |
| 2023        | \$400,000              | 10.9%          |



## TEN YEAR MOTOR FUEL TAX REVENUE HISTORY

Illinois Motor Fuel Tax funds are derived from a tax based on the consumption of motor fuel. The tax collected is deposited in the State Motor Fuel Tax Fund for distribution by the Department of Transportation. State Statutes provide for certain up-front deductions. The remainder is allocated between the State and local portions. The City of Collinsville receives its share on per capita basis. Permissible uses of Motor Fuel Tax revenue by municipalities is contained within the State Statutes. The City maintains a separate fund for this revenue and the State does regular compliance testing. This revenue is increasing as state statutes were amended in 2019 to increase the total amount of taxes, which increases the City's share of collections.

| Fiscal Year | Revenue Received | Percent Change |
|-------------|------------------|----------------|
| 2013        | \$614,800        | -4.7%          |
| 2014        | \$633,258        | 3.0%           |
| 2015        | \$632,025        | -0.2%          |
| 2016        | \$648,306        | 2.6%           |
| 2017        | \$656,820        | 1.3%           |
| 2018        | \$654,711        | -0.3%          |
| 2019        | \$839,142        | 28.2%          |
| 2020        | \$930,853        | 10.9%          |
| 2021        | \$1,002,236      | 7.7%           |
| 2022        | \$1,005,431      | 0.3%           |
| 2023        | \$1,000,000      | -0.5%          |



# TEN YEAR WATER & WASTE WATER REVENUE HISTORY

## Water

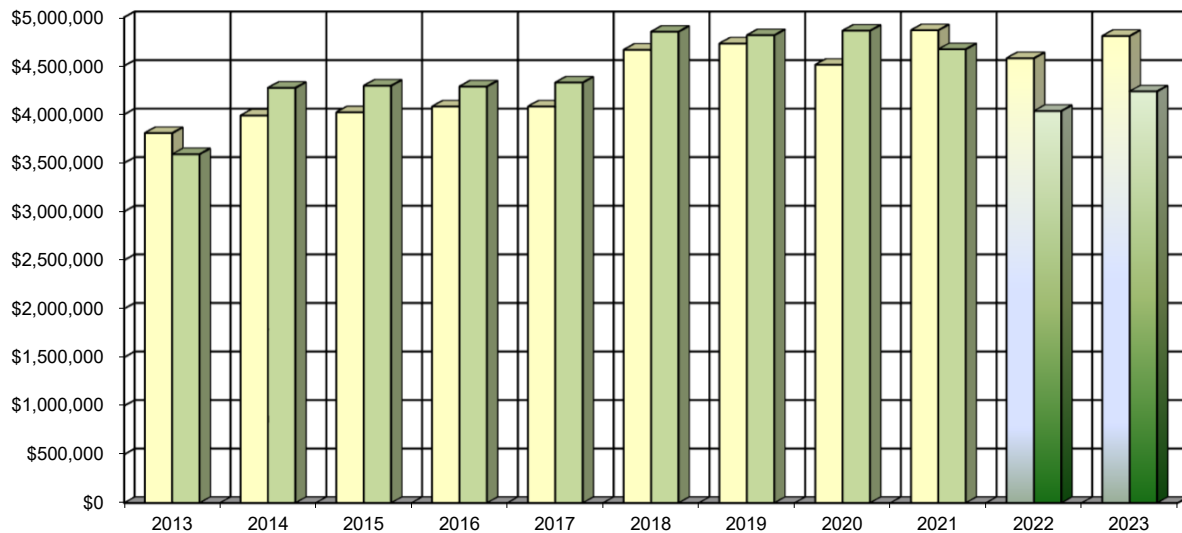
The City currently bills approximately 10,715 City and 1,161 rural customers for the provision of water. The 2023 rate for City residents is \$6.11 per thousand gallons used. For out-of-City users, the rate is \$9.16 per thousand gallons.

## Waste Water

The City currently bills approximately 9,851 waste water customers, including contracted customers, including contracted customers within the Village of Maryville and Mounds Public Water Districts. The rate for 2023 is \$8.31 per thousand gallons of water usage.

| Fiscal Year | Water Revenue | Percent Change |
|-------------|---------------|----------------|
| 2013        | \$3,590,017   | 5.3%           |
| 2014        | \$4,272,589   | 19.0%          |
| 2015        | \$4,294,798   | 0.5%           |
| 2016        | \$4,286,911   | -0.2%          |
| 2017        | \$4,327,153   | 0.9%           |
| 2018        | \$4,850,254   | 12.1%          |
| 2019        | \$4,814,094   | -0.7%          |
| 2020        | \$4,860,987   | 1.0%           |
| 2021        | \$4,670,151   | -3.9%          |
| 2022        | \$4,034,985   | -13.6%         |
| 2023        | \$4,236,735   | 5.0%           |

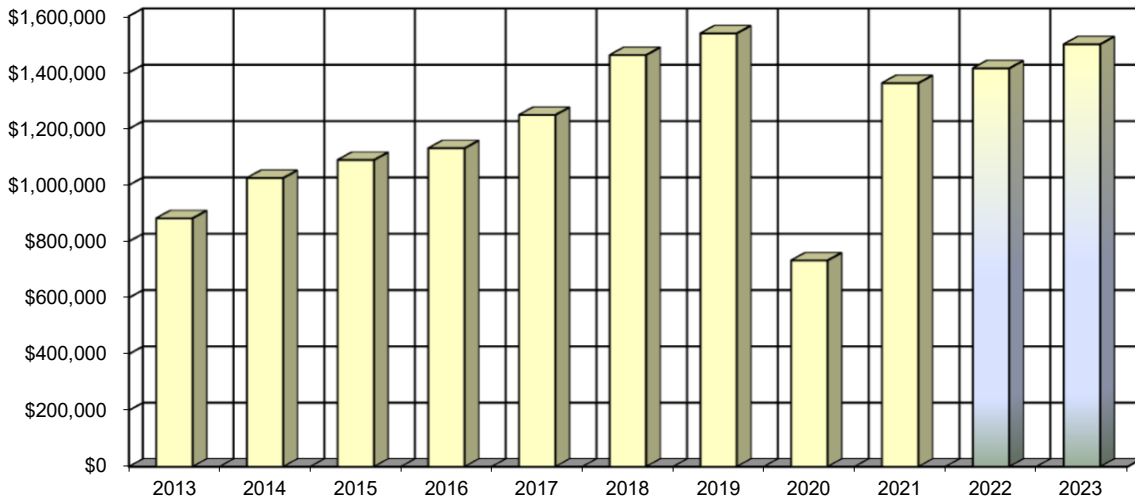
| Fiscal Year | Sewer Revenue | Percent Change |
|-------------|---------------|----------------|
| 2013        | \$3,807,510   | 2.3%           |
| 2014        | \$3,988,209   | 4.7%           |
| 2015        | \$4,021,165   | 0.8%           |
| 2016        | \$4,080,671   | 1.5%           |
| 2017        | \$4,080,670   | 0.0%           |
| 2018        | \$4,664,442   | 14.3%          |
| 2019        | \$4,729,391   | 1.4%           |
| 2020        | \$4,509,894   | -4.6%          |
| 2021        | \$4,865,693   | 7.9%           |
| 2022        | \$4,578,046   | -5.9%          |
| 2023        | \$4,806,950   | 5.0%           |



## TEN YEAR HOTEL-MOTEL TAX REVENUE HISTORY

City ordinance requires hotels and motels with over 20 rooms to collect a 9% tax on room rentals. This tax is collected by the City. In May 2018, the rate was increased from 7% to 9% to aid in the funding of tourism, hospitality, and debt service. The COVID-19 pandemic significantly decreased revenues for 2020. The City expects to see recovery to approximately 97 % pre-pandemic levels in 2023.

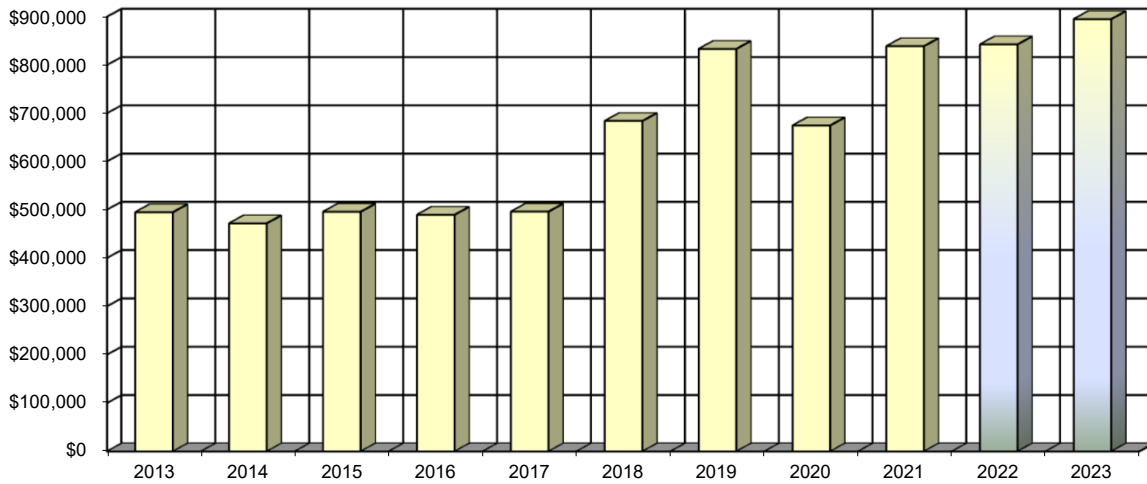
| Fiscal Year | Hotel Tax Revenue | Percent Change |
|-------------|-------------------|----------------|
| 2013        | \$881,936         | 7.5%           |
| 2014        | \$1,024,984       | 16.2%          |
| 2015        | \$1,088,970       | 6.2%           |
| 2016        | \$1,130,850       | 3.8%           |
| 2017        | \$1,248,870       | 10.4%          |
| 2018        | \$1,461,633       | 17.0%          |
| 2019        | \$1,538,661       | 5.3%           |
| 2020        | \$732,328         | -52.4%         |
| 2021        | \$1,362,133       | 86.0%          |
| 2022        | \$1,414,596       | 3.9%           |
| 2023        | \$1,500,000       | 6.0%           |



## TEN YEAR FOOD-BEVERAGE TAX REVENUE HISTORY

City ordinance requires the collection of a 1% tax on the sale of food and beverages by business located in the City. This tax is collected by the City, and used for tourism and hospitality. The tax was originally collected from only a defined hospitality district along Rte 157, but was taken City-wide in May of 2018. 2020 collections were impacted by COVID-19, but the City reached full recovery to pre-pandemic revenue in 2022.

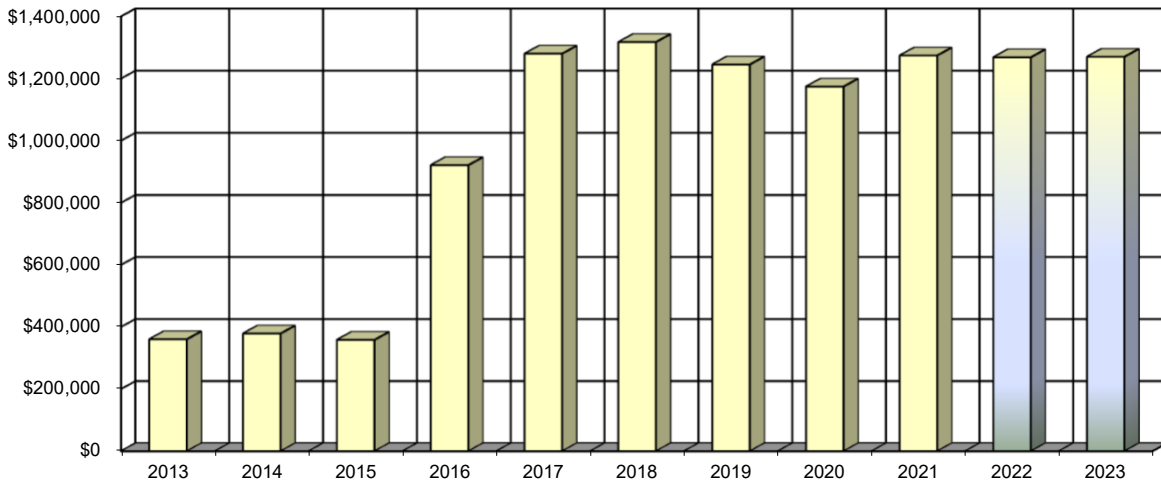
| Fiscal Year | Food & Bev Tax | Percent Change |
|-------------|----------------|----------------|
| 2013        | \$494,586      | 2.1%           |
| 2014        | \$471,559      | -4.7%          |
| 2015        | \$495,521      | 5.1%           |
| 2016        | \$489,266      | -1.3%          |
| 2017        | \$495,800      | 1.3%           |
| 2018        | \$683,884      | 37.9%          |
| 2019        | \$833,281      | 21.8%          |
| 2020        | \$674,541      | -19.0%         |
| 2021        | \$838,813      | 24.4%          |
| 2022        | \$842,603      | 0.5%           |
| 2023        | \$895,000      | 6.2%           |



## TEN YEAR UTILITY TAX REVENUE HISTORY

The City has levied a utility tax on the gross receipts of electric and gas utilities. This tax is used entirely to fund capital projects. The original rate was 2.5%, but was reduced to 1.25% at the beginning of the 2008 fiscal year, then increased to 4% during 2016.

| Fiscal Year | Utility Tax | Percent Change |
|-------------|-------------|----------------|
| 2013        | \$360,286   | -1.8%          |
| 2014        | \$378,866   | 5.2%           |
| 2015        | \$358,394   | -5.4%          |
| 2016        | \$921,121   | 157.0%         |
| 2017        | \$1,280,000 | 39.0%          |
| 2018        | \$1,317,444 | 2.9%           |
| 2019        | \$1,245,226 | -5.5%          |
| 2020        | \$1,174,236 | -5.7%          |
| 2021        | \$1,274,236 | 8.5%           |
| 2022        | \$1,268,299 | -0.5%          |
| 2023        | \$1,270,000 | 0.1%           |



City of Collinsville  
Officials and Senior Management

**Mayor**

John Miller

**City Council**

Donna Green

David Jerome

Jeff Stehman

Tony Hausmann

**City Manager**

Mitch Bair

**Deputy City Manager**

Derek Jackson

**City Clerk**

Kim Wasser

**City Treasurer/Chief Financial Officer**

Dustin Ziebold

**Chief of Police**

Steve Evans

**Fire Chief**

John Bailot

**Director of Public Works**

Dennis Kress

**Director of Human Resources**

Payton Drury

**Director of Community Development**

Travis Taylor

**Director of Information Technology**

Sean Seckler

**Director of Parks & Recreation**

Kimberly Caughran

**Gateway Center General Manager**

Jamie Lane

**Corporate Counsel/City Attorney**

Steve Giacoletto

**General Fund Revenues**

| <b>Account Number</b> | <b>Account Description</b>              | <b>2020 Actual</b> | <b>2021 Actual</b> | <b>2022 Budget</b> | <b>2022 Projected</b> | <b>2023 Budget</b> |
|-----------------------|-----------------------------------------|--------------------|--------------------|--------------------|-----------------------|--------------------|
| 01-00-00-33000        | UNASSIGNED FUND BALANCE                 | -                  | -                  | -                  | -                     | 1,900,000          |
| 01-00-00-33110        | PROPERTY TAX                            | 819,101            | 211,614            | 210,330            | 210,000               | 225,270            |
| 01-00-00-33150        | AUTO RENTAL TAX                         | 10,162             | 11,090             | 11,182             | 10,438                | 11,000             |
| 01-00-00-33160        | TELECOMMUNICATIONS TAX                  | 454,974            | 402,699            | 360,541            | 378,733               | 400,000            |
| 01-00-00-33170        | ADMISSION TAX                           | 969                | 12,220             | 9,035              | 23,724                | 15,000             |
| 01-00-00-33171        | PULLTABS & JAR GAMES TAX                | 3,573              | 2,694              | 2,748              | 4,931                 | 3,000              |
| 01-00-00-33180        | FOOD/BEVERAGE TAX                       | 674,541            | 838,813            | 842,603            | 887,026               | 875,000            |
| 01-00-00-33182        | FOOD/BEVERAGE LATE FEES                 | -                  | -                  | -                  | -                     | 20,000             |
| 02-00-00-33000        | UNASSIGNED FUND BALANCE                 | -                  | -                  | -                  | -                     | 86,975             |
| 39-00-00-33000        | UNASSIGNED FUND BALANCE                 | -                  | -                  | -                  | -                     | 150,000            |
| 39-00-00-33140        | HOTEL/MOTEL TAX                         | 732,328            | 1,362,133          | 1,414,596          | 1,516,594             | 1,480,000          |
| 39-00-00-33142        | HOTEL/MOTEL LATE FEES                   | -                  | -                  | -                  | -                     | 20,000             |
|                       | <b>Total Taxes</b>                      | <b>2,695,647</b>   | <b>2,841,262</b>   | <b>2,851,036</b>   | <b>3,031,445</b>      | <b>5,186,245</b>   |
| 01-00-00-33210        | LIQUOR LICENSES                         | 68,300             | 78,325             | 42,546             | 80,000                | 80,000             |
| 01-00-00-33220        | BUSINESS LICENSES                       | 12,375             | 14,450             | 13,126             | 11,460                | 13,500             |
| 01-00-00-33221        | LANDLORD LICENSES                       | 15,675             | 16,495             | 16,807             | 18,270                | 15,500             |
| 01-00-00-33230        | CABLE TV FRANCHISE                      | 336,375            | 258,321            | 331,488            | 267,252               | 280,000            |
| 01-00-00-33240        | TELEPHONE FRANCHISE                     | -                  | 58,018             | -                  | 45,000                | 50,000             |
| 01-00-00-33260        | VENDING MACHINE LICENSES                | 2,000              | 2,000              | 921                | 2,000                 | 2,000              |
| 01-00-00-33270        | VIDEO GAMING LICENSES                   | 43,000             | 50,000             | 33,196             | 34,000                | 50,000             |
|                       | <b>Total Licenses</b>                   | <b>477,725</b>     | <b>477,609</b>     | <b>438,083</b>     | <b>457,982</b>        | <b>491,000</b>     |
| 01-00-00-33310        | BUILDING PERMITS                        | 176,889            | 124,200            | 131,576            | 193,780               | 140,000            |
| 01-00-00-33320        | MOBILE HOME PERMIT                      | 2,448              | 3,099              | 3,161              | 3,446                 | 3,100              |
| 01-00-00-33330        | OCCUP PERMIT - RENTAL                   | 24,500             | 29,165             | 28,715             | 31,242                | 31,700             |
| 01-00-00-33331        | OCCUP PERMIT - OWNER                    | 20,036             | 22,393             | 23,624             | 28,470                | 21,600             |
| 01-00-00-33332        | OCCUP PERMIT - COMMERCIAL               | 1,650              | 2,850              | 2,586              | 1,692                 | 1,900              |
| 01-00-00-33360        | LIQUOR PERMIT FEES-FARM                 | 600                | 800                | -                  | 792                   | 800                |
| 01-00-00-33361        | LIQUOR PERMIT FEES- PARKS               | 440                | 100                | -                  | -                     | 500                |
| 01-81-20-33362        | LIQUOR PERMIT FEES-AQUATICS             | 500                | -                  | -                  | -                     | 100                |
| 01-00-00-33363        | LIQUOR PERMIT FEES-ACTIVITY             | 70                 | 40                 | -                  | 96                    | 100                |
| 01-00-00-33380        | CHICKEN KEEPING PERMIT                  | 300                | 400                | 409                | 300                   | 500                |
| 01-00-00-33390        | OTHER PERMITS                           | 705                | 730                | 632                | -                     | 700                |
|                       | <b>Total Permits</b>                    | <b>228,137</b>     | <b>183,777</b>     | <b>190,702</b>     | <b>259,818</b>        | <b>201,000</b>     |
| 01-00-00-33410        | STATE INCOME TAX                        | 2,862,331          | 3,369,457          | 3,425,329          | 3,816,187             | 4,000,000          |
| 01-00-00-33420        | REPLACEMENT TAX                         | 69,309             | 405,836            | 222,725            | 757,314               | 700,000            |
| 01-00-00-33430        | VIDEO GAMING                            | 137,054            | 223,447            | 201,452            | 305,852               | 270,000            |
| 01-00-00-33436        | GRANTS-MAD CO APPRENTICESHIP            | -                  | -                  | -                  | 4,408                 | 3,000              |
| 01-00-00-33438        | GRANTS/POLICE                           | 14,698             | 825                | 842                | 3,180                 | 3,000              |
| 01-00-00-33439        | GRANTS/FIRE                             | 459,186            | 204,894            | 125,435            | 121,297               | 100,000            |
| 01-00-00-33440        | GRANTS                                  | 1,055,212          | 703,731            | -                  | 1,659,893             | 7,000              |
| 01-00-00-33441        | GRANTS/MEGSI                            | 11,134             | 539                | -                  | -                     | -                  |
| 01-00-00-33443        | GRANTS/SHUTTLE BUS                      | 12,188             | 32,333             | 42,396             | 30,017                | 30,000             |
| 01-00-00-33444        | GRANTS/PARKS                            | 13,172             | -                  | -                  | 2,400                 | 20,000             |
| 01-00-00-33446        | GRANT/DEA                               | 14,935             | 18,409             | 16,515             | 16,173                | 17,000             |
| 01-00-00-33449        | GRANTS-HWY SAFETY/DUI/TRAFFIC           | 4,524              | 1,162              | 5,346              | -                     | 2,000              |
| 01-00-00-33450        | SALES TAX                               | 5,892,920          | 6,587,007          | 6,846,795          | 6,924,318             | 6,900,000          |
| 01-00-00-33451        | HOME RULE SALES TAX                     | 4,572,210          | 5,509,226          | 5,513,461          | 5,786,088             | 5,700,000          |
| 01-00-00-33455        | CANNABIS SALES TAX                      | 598,951            | 1,365,772          | 1,405,756          | 1,258,743             | 1,450,000          |
| 01-00-00-33460        | ROAD & BRIDGE TAX                       | 217,880            | 212,955            | 224,941            | 220,530               | 225,000            |
| 01-00-00-33480        | USE TAX                                 | 1,115,633          | 1,041,711          | 1,101,466          | 1,004,693             | 1,150,000          |
| 01-00-00-33490        | OTHER INTERGOVERNMENTAL REVENUE         | 299,507            | 298,056            | 314,431            | 243,114               | 315,000            |
| 02-00-00-33556        | EQUITABLE SHARING GRANT REVENUE         | -                  | 10,666             | -                  | -                     | -                  |
| 39-00-00-33444        | GRANTS/PARKS                            | -                  | -                  | -                  | -                     | 645,000            |
|                       | <b>Total Intergovernmental Revenues</b> | <b>17,350,843</b>  | <b>19,986,025</b>  | <b>19,446,890</b>  | <b>22,154,209</b>     | <b>21,537,000</b>  |



**General Fund Revenues**

| <b>Account Number</b> | <b>Account Description</b>          | <b>2020 Actual</b> | <b>2021 Actual</b> | <b>2022 Budget</b> | <b>2022 Projected</b> | <b>2023 Budget</b> |
|-----------------------|-------------------------------------|--------------------|--------------------|--------------------|-----------------------|--------------------|
| 01-00-00-33510        | COURT FINES                         | 63,857             | 82,781             | 74,874             | 56,554                | 75,000             |
| 01-00-00-33530        | CITY COURT FINES                    | 8,100              | 7,340              | 5,488              | 17,940                | 13,000             |
| 01-00-00-33550        | DRUG FINES                          | 839                | 250                | 255                | -                     | 250                |
| 02-00-00-33551        | STATE FORFEITURE REVENUE            | 1,758              | 25,008             | 19,421             | 19,478                | 20,000             |
| 02-00-00-33552        | FEDERAL FORFEITURE REVENUE          | 126,906            | 26,831             | 30,429             | 23,415                | 30,000             |
|                       | <b>Total Fines &amp; Forfeiture</b> | <b>201,460</b>     | <b>142,210</b>     | <b>130,467</b>     | <b>117,388</b>        | <b>138,250</b>     |
| 01-00-00-33612        | REFUSE PENALTY FEES                 | 27,092             | 25,898             | 26,043             | 10,757                | 26,500             |
| 01-00-00-33630        | PHOTOCOPIES                         | 3,502              | 3,219              | 3,222              | 3,620                 | 3,500              |
| 01-00-00-33635        | IMPOUND FEES                        | 83,200             | 97,900             | 101,232            | 86,970                | 90,000             |
| 01-00-00-33640        | POLICE DEPT FEES                    | -                  | 75                 | 51                 | 22,753                | 50                 |
| 01-00-00-33645        | POLICE YOUTH ACADEMY                | -                  | 530                | 540                | 390                   | 550                |
| 01-00-00-33650        | FINGERPRINTS - LIQUOR LICENSES      | 42                 | 166                | 43                 | -                     | 100                |
| 01-00-00-33660        | SERVICE CHARGE                      | 640                | 25                 | -                  | 30                    | 25                 |
| 01-00-00-33680        | GARBAGE CHARGES                     | 1,742,553          | 1,794,269          | 1,666,297          | 1,700,000             | 1,715,000          |
| 01-00-00-33681        | BAD DEBT-GARBAGE                    | (179,998)          | 178,033            | -                  | (63,226)              | -                  |
| 01-00-00-33690        | PAVILION RENTAL                     | 3,510              | 6,975              | 7,585              | 6,528                 | 7,600              |
| 01-00-00-33691        | CONCESSIONS-PARKS                   | 4,326              | 22,638             | 24,375             | -                     | -                  |
| 01-00-00-33692        | FIELD RENTAL                        | 29,258             | 31,917             | 35,339             | 55,215                | 40,000             |
| 01-00-00-33693        | VENDING-FARM                        | 2,149              | 3,636              | 3,873              | 2,977                 | 3,800              |
| 01-00-00-33694        | CONCESSIONS-AQUATICS                | (21)               | -                  | -                  | -                     | -                  |
| 01-81-20-33694        | CONCESSIONS-AQUATICS                | 67,186             | 139,598            | -                  | -                     | -                  |
| 01-81-20-33696        | ADMISSIONS-AQUATICS                 | 214,406            | 449,050            | 469,170            | 457,110               | 525,000            |
| 01-81-20-33698        | MEMBERSHIPS-AQUATICS                | 29,900             | 95,909             | 69,131             | 144,653               | 150,000            |
| 01-00-00-33699        | MEMBERSHIPS-BENEFIT                 | 61                 | -                  | -                  | -                     | -                  |
| 01-00-00-33700        | SPACE RENTAL-FARM                   | 18,708             | 67,629             | 51,365             | 50,651                | 50,000             |
| 01-00-00-33701        | SPACE RENTAL-ACTIVITY               | 9,435              | 6,400              | 7,918              | 7,760                 | 8,000              |
| 01-00-00-33703        | DAMAGE FEE-FARM                     | 25                 | 100                | 103                | (300)                 | 100                |
| 01-81-20-33702        | SPACE RENTAL-AQUATICS               | 15,210             | 45,084             | 46,977             | 47,033                | 47,000             |
| 01-81-20-33704        | DAMAGE FEE-AQUATICS                 | 200                | 472                | -                  | 100                   | 100                |
| 01-00-00-33705        | EQUIPMENT RENTAL                    | 3,860              | 11,329             | 7,638              | 17,160                | 10,000             |
| 01-00-00-33706        | CANCELLATION FEE-FARM               | 415                | 1,917              | 1,564              | 825                   | 1,000              |
| 01-00-00-33708        | PROGRAM REFUNDS-ACTIVITY            | 100                | -                  | 63                 | 24                    | 50                 |
| 01-00-00-33720        | AMBULANCE FEES                      | 839,211            | 1,415,203          | 951,180            | 1,389,503             | 1,350,000          |
| 01-00-00-33721        | CPR CARDS                           | 330                | 905                | 459                | 1,500                 | 500                |
| 01-00-00-33730        | ANIMAL SHELTER FEES                 | 7,635              | 7,240              | 7,973              | 7,658                 | 8,000              |
| 01-00-00-33740        | CRIME FREE FEES                     | 99,175             | 93,850             | 92,793             | 94,710                | 94,000             |
| 01-00-00-33760        | VARIANCE/PLAT FEES                  | 12,400             | 8,800              | 7,140              | 10,300                | 10,000             |
| 01-00-00-33790        | DEMOLITION REIMBURSEMENTS           | 3,886              | 1,025              | 929                | 28,995                | 1,000              |
| 01-00-00-33793        | SEASONAL MERCHANDISE-AQUATICS       | (6)                | -                  | -                  | -                     | -                  |
| 01-81-20-33793        | SEASONAL MERCHANDISE-AQUATICS       | 4,246              | 19,419             | 21,324             | 19,709                | 20,000             |
| 01-81-20-33794        | PROGRAM/EVENTS-AQUATICS             | 8,389              | 22,105             | 22,547             | 25,337                | 25,000             |
| 01-00-00-33795        | PROGRAM/EVENTS-FARM                 | 2,392              | 10,794             | 13,209             | 17,525                | 15,000             |
| 01-00-00-33796        | PROGRAM/EVENTS-ACTIVITY             | 50,696             | 87,399             | 97,645             | 151,273               | 120,000            |
| 01-00-00-33797        | SEASONAL MERCHANDISE-FARM           | 1,048              | 1,136              | 1,183              | 425                   | 1,000              |
| 01-00-00-33798        | SEASONAL MERCHANDISE-ACTIVITY       | -                  | 172                | 171                | 66                    | 100                |
| 01-90-00-33760        | CATERING REVENUE                    | -                  | -                  | 20,000             | 104,177               | -                  |
| 01-90-00-33761        | LIQUOR REVENUE                      | -                  | -                  | 100,000            | 46,909                | -                  |
| 01-90-00-33762        | CONCESSIONS REVENUE                 | -                  | -                  | 70,000             | 157,015               | -                  |
| 01-90-00-33890        | MISCELLANEOUS                       | -                  | -                  | -                  | 135                   | -                  |
| 01-90-20-33761        | LIQUOR REVENUE                      | -                  | -                  | 4,000              | -                     | 5,000              |
| 01-90-20-33762        | CONCESSIONS REVENUE                 | -                  | -                  | 144,163            | 131,773               | 160,000            |
| 01-90-20-33890        | MISCELLANEOUS                       | -                  | -                  | -                  | 130                   | 1,100              |
| 01-90-30-33761        | LIQUOR REVENUE                      | -                  | -                  | 4,500              | -                     | 5,000              |
| 01-90-30-33762        | CONCESSIONS REVENUE                 | -                  | -                  | 27,316             | 43,973                | 83,500             |
| 05-00-00-33000        | UNASSIGNED FUND BALANCE             | -                  | -                  | -                  | -                     | 283,355            |
| 05-00-00-33696        | ADMISSIONS-GATEWAY                  | 848                | -                  | -                  | -                     | -                  |
| 05-00-00-33700        | IN HOUSE EVENTS                     | 176,751            | 62,883             | 233,000            | 106,963               | 190,000            |
| 05-00-00-33701        | AUDIO-VISUAL REVENUE                | -                  | -                  | 150,000            | 184,870               | 150,000            |

**General Fund Revenues**

| <b>Account Number</b> | <b>Account Description</b>                  | <b>2020 Actual</b> | <b>2021 Actual</b> | <b>2022 Budget</b> | <b>2022 Projected</b> | <b>2023 Budget</b> |
|-----------------------|---------------------------------------------|--------------------|--------------------|--------------------|-----------------------|--------------------|
| 05-00-00-33702        | ELECTRIC REVENUE                            | -                  | -                  | 37,500             | 18,300                | 37,500             |
| 05-00-00-33703        | PERSONNEL REVENUE                           | -                  | -                  | 60,000             | 34,231                | 40,000             |
| 05-00-00-33705        | EQUIPMENT RENTAL                            | 53,882             | 206,482            | 52,500             | 97,175                | 120,000            |
| 05-00-00-33707        | BUILDING RENTAL                             | 200,206            | 759,456            | 900,000            | 810,384               | 900,000            |
| 05-00-00-33760        | CATERING REVENUE                            | 11,662             | 38,490             | 100,000            | 24,347                | 200,000            |
| 05-00-00-33761        | LIQUOR REVENUE                              | 2,698              | 63,676             | -                  | -                     | 85,000             |
| 05-00-00-33762        | CONCESSIONS REVENUE                         | 10,669             | 24,767             | -                  | -                     | 200,000            |
| 05-00-00-33763        | VENDING COMMISSION                          | 57                 | 5,717              | -                  | 2,687                 | 6,000              |
| 05-00-00-33795        | TICKET FEES                                 | 1,953              | 2,226              | 3,800              | 3,243                 | 3,900              |
|                       | <b>Total Services</b>                       | <b>3,563,884</b>   | <b>5,814,511</b>   | <b>5,645,861</b>   | <b>6,064,340</b>      | <b>6,793,330</b>   |
| 01-00-00-33810        | INTEREST INCOME                             | 27,699             | 1,626              | 1,241              | 25,107                | 15,000             |
| 01-00-00-33820        | RENTAL INCOME (CELL TWR)                    | 86,953             | 96,013             | 103,270            | 91,448                | 100,000            |
| 01-00-00-33825        | SPONSORSHIPS                                | 1,200              | 4,250              | 255                | 1,225                 | 1,000              |
| 01-00-00-33826        | DONATIONS-PARKS                             | 8,000              | -                  | -                  | -                     | -                  |
| 01-00-00-33828        | DONATIONS-ACTIVITY                          | 4,800              | 8,430              | 7,139              | 25                    | 5,000              |
| 01-00-00-33829        | DONATIONS - WILLOUGHBY                      | 8,974              | 3,101              | 4,949              | 5,882                 | 5,000              |
| 01-00-00-33830        | DONATIONS                                   | -                  | 126,000            | -                  | 500                   | 500                |
| 01-00-00-33831        | DONATIONS-FIRE DEPT                         | -                  | 100                | 102                | 11                    | 100                |
| 01-00-00-33833        | DONATIONS-ANIMAL SHELTER                    | 855                | 1,370              | 1,741              | 48                    | 1,500              |
| 01-00-00-33834        | DONATIONS- EDC                              | -                  | 5,336              | -                  | -                     | -                  |
| 01-00-00-33836        | DONATIONS-POLICE                            | 2,000              | -                  | -                  | -                     | -                  |
| 01-00-00-33838        | REIMB/SHTLBUS REPAIRS                       | 2,480              | -                  | -                  | 11,568                | -                  |
| 01-00-00-33840        | REIMBURSEMENTS                              | 33,276             | (39,821)           | -                  | 17,247                | -                  |
| 01-00-00-33841        | REIMB. POLICE SALARIES - ILEAS              | 4,636              | 4,308              | 4,748              | 454                   | 4,800              |
| 01-00-00-33842        | REIMB. FIRE SALARIES                        | -                  | 3,533              | 3,604              | 2,046                 | 3,000              |
| 01-00-00-33843        | REIMB. STREET SALARIES                      | 4,189              | -                  | 551                | 5,168                 | 4,000              |
| 01-00-00-33845        | REIMB UNIT 10 DIESEL                        | 876                | (9)                | (297)              | (443)                 | -                  |
| 01-00-00-33847        | REIMB SRO'S (UNIT 10)                       | 65,960             | 236,562            | 162,716            | 171,114               | 170,000            |
| 01-00-00-33849        | REIMB. HEALTH INSURANCE                     | (3,280)            | (7,288)            | -                  | (10,584)              | -                  |
| 01-00-00-33850        | OFF DUTY REIMB - POLICE                     | 26,881             | 60,190             | 25,397             | 40,151                | 30,000             |
| 01-00-00-33851        | OFF DUTY REIMB - FIRE                       | 13,804             | 15,989             | -                  | 14,111                | 14,000             |
| 01-00-00-33852        | REIMB POLICE 911                            | 120,172            | 124,891            | 127,389            | 131,118               | 130,000            |
| 01-00-00-33889        | DISCOUNTS                                   | (2,897)            | (4,177)            | (4,201)            | (22,774)              | (5,000)            |
| 01-00-00-33890        | MISCELLANEOUS                               | (12,105)           | 89,982             | 93,348             | 164,355               | 95,000             |
| 01-00-00-33891        | SCRAP - STREET GARAGE                       | 352                | 4,096              | 4,178              | -                     | 4,000              |
| 01-90-30-33890        | MISCELLANEOUS                               | -                  | -                  | -                  | 130                   | 1,100              |
| 02-00-00-33810        | INTEREST INCOME                             | 145                | -                  | 21                 | 25                    | 25                 |
| 03-00-00-33810        | INTEREST INCOME                             | 185                | 121                | 96                 | 65                    | 100                |
| 05-00-00-33810        | INTEREST INCOME                             | 3,659              | 106                | 100                | 4,921                 | 6,000              |
| 05-00-00-33825        | SPONSORSHIPS                                | (100)              | -                  | 50,000             | -                     | 50,000             |
| 05-00-00-33840        | REIMBURSEMENTS                              | 865                | (1,517)            | -                  | (249)                 | -                  |
| 05-00-00-33890        | MISCELLANEOUS                               | (55,095)           | 32,541             | 2,500              | 1,421                 | 2,500              |
| 39-00-00-33810        | INTEREST INCOME                             | 666                | -                  | 7                  | -                     | -                  |
|                       | <b>Total Miscellaneous</b>                  | <b>345,151</b>     | <b>765,734</b>     | <b>588,853</b>     | <b>654,090</b>        | <b>637,625</b>     |
|                       | <b>Total General Fund Operating Revenue</b> | <b>24,862,846</b>  | <b>30,211,129</b>  | <b>29,291,891</b>  | <b>32,739,271</b>     | <b>34,984,450</b>  |
| 01-00-00-33920        | PROCEEDS FIXED ASSET SALES                  | 45,829             | 15,950             | -                  | -                     | -                  |
| 01-00-00-33990        | INTERFUND OPERATING TRANSFER                | 1,352,215          | 214,991            | 1,233,322          | -                     | 1,166,000          |
| 12-00-00-33990        | INTERFUND OPERATING TRANSFER                | -                  | -                  | -                  | -                     | 100,000            |
|                       | <b>Total Other Financing Sources</b>        | <b>1,398,044</b>   | <b>230,941</b>     | <b>1,233,322</b>   | <b>-</b>              | <b>1,266,000</b>   |
|                       | <b>Total General Fund Revenues</b>          | <b>26,260,890</b>  | <b>30,442,070</b>  | <b>30,525,213</b>  | <b>32,739,271</b>     | <b>36,250,450</b>  |

**General Fund Expenditures**

| <b>Account Number</b>                 | <b>Account Description</b>       | <b>2020 Actual</b> | <b>2021 Actual</b> | <b>2022 Budget</b> | <b>2022 Projected</b> | <b>2023 Budget</b> |
|---------------------------------------|----------------------------------|--------------------|--------------------|--------------------|-----------------------|--------------------|
| 01-10-00-44220                        | PART TIME SALARIES               | 15,600             | 15,600             | 15,912             | 15,678                | 15,600             |
| 01-10-00-44610                        | FICA                             | 968                | 967                | 987                | 972                   | 1,000              |
| 01-10-00-44630                        | MEDICARE                         | 226                | 226                | 231                | 227                   | 300                |
| 01-10-00-55310                        | ACCOUNTING SERVICE               | 38,775             | 37,843             | 40,565             | 9,904                 | 25,000             |
| 01-10-00-55330                        | LEGAL SERVICE                    | 210,028            | 191,693            | 194,235            | 195,405               | 195,000            |
| 01-10-00-55490                        | OTHER PROFESSIONAL SERVICES      | 5,881              | 3,323              | 3,780              | 31,704                | 32,000             |
| 01-10-00-55510                        | POSTAGE                          | 26                 | -                  | -                  | -                     | -                  |
| 01-10-00-55520                        | TELEPHONE                        | 651                | 760                | 644                | 715                   | 800                |
| 01-10-00-55530                        | PUBLISHING                       | 4,888              | 3,942              | 5,280              | 2,382                 | 5,000              |
| 01-10-00-55540                        | PRINTING                         | 58                 | -                  | -                  | -                     | -                  |
| 01-10-00-55610                        | DUES                             | 2,859              | 3,291              | 3,793              | 4,766                 | 3,500              |
| 01-10-00-55630                        | TRAINING                         | -                  | 310                | 316                | -                     | 400                |
| 01-10-00-55650                        | PUBLICATIONS                     | 3,585              | 803                | 4,148              | (258)                 | 3,000              |
| 01-10-00-66510                        | OFFICE SUPPLIES                  | -                  | 9                  | 9                  | 9                     | 100                |
| 01-10-00-66520                        | OPERATING SUPPLIES               | -                  | 657                | 277                | 3,859                 | 3,700              |
| <b>Total City Council</b>             |                                  | <b>283,546</b>     | <b>259,424</b>     | <b>270,176</b>     | <b>265,363</b>        | <b>285,400</b>     |
| 01-12-00-55490                        | OTHER PROFESSIONAL SERVICES      | 743                | 14,522             | 23,121             | 14,098                | 25,000             |
| 01-12-00-55610                        | DUES                             | 375                | 975                | 998                | -                     | 500                |
| 01-12-00-55630                        | TRAINING                         | 25                 | -                  | -                  | -                     | -                  |
| 01-12-00-66170                        | MAINT SUPPLIES-GROUNDS           | 1,109              | 1,513              | 1,606              | 344                   | 1,600              |
| 01-12-00-66520                        | OPERATING SUPPLIES               | 218                | 105                | 108                | 2,774                 | 1,000              |
| <b>Total Boards &amp; Commissions</b> |                                  | <b>2,469</b>       | <b>17,116</b>      | <b>25,832</b>      | <b>17,216</b>         | <b>28,100</b>      |
| 01-13-00-44210                        | FULL TIME SALARIES               | 257,533            | 341,885            | 349,032            | 356,485               | 365,800            |
| 01-13-00-44220                        | PART TIME SALARIES               | 6,825              | -                  | -                  | 9,178                 | 15,000             |
| 01-13-00-44250                        | SICK PAY                         | 6,058              | 6,231              | 6,302              | 6,302                 | 8,400              |
| 01-13-00-44510                        | HEALTH INSURANCE                 | 46,218             | -                  | -                  | -                     | -                  |
| 01-13-00-44520                        | LIFE INSURANCE                   | 328                | -                  | -                  | -                     | -                  |
| 01-13-00-44525                        | EMPLOYER SPONSORED DEFERRED COMP | -                  | -                  | -                  | 13,977                | -                  |
| 01-13-00-44530                        | UNEMPLOYMENT INSURANCE           | 446                | 496                | 506                | 925                   | 1,000              |
| 01-13-00-44610                        | FICA                             | 13,292             | 18,519             | 22,208             | 20,437                | 24,900             |
| 01-13-00-44620                        | IMRF                             | 23,141             | 30,994             | 28,427             | 27,702                | 28,000             |
| 01-13-00-44630                        | MEDICARE                         | 3,979              | 5,101              | 5,330              | 5,477                 | 5,900              |
| 01-13-00-55365                        | SOFTWARE/MAINT AGREEMENTS-OFFICE | -                  | 136                | -                  | -                     | -                  |
| 01-13-00-55370                        | DATA PROCESSING                  | 1,047              | 612                | 900                | 231                   | 400                |
| 01-13-00-55490                        | OTHER PROFESSIONAL SERVICES      | 7,608              | 2,322              | 2,141              | 2,474                 | 5,000              |
| 01-13-00-55510                        | POSTAGE                          | 1,875              | -                  | -                  | -                     | -                  |
| 01-13-00-55520                        | TELEPHONE                        | 1,627              | 1,951              | 1,296              | 1,998                 | 1,600              |
| 01-13-00-55540                        | PRINTING                         | -                  | -                  | -                  | 341                   | 1,000              |
| 01-13-00-55610                        | DUES                             | 4,368              | 4,382              | 632                | 1,461                 | 5,000              |
| 01-13-00-55620                        | TRAVEL EXPENSES                  | 578                | 539                | 2,423              | 3,515                 | 10,000             |
| 01-13-00-55630                        | TRAINING                         | 15                 | 550                | 850                | 1,159                 | 4,000              |
| 01-13-00-55640                        | TUITION REIMBURSEMENT            | 1,482              | -                  | 3,000              | -                     | -                  |
| 01-13-00-55650                        | PUBLICATIONS                     | -                  | 39                 | 30                 | 137                   | 200                |
| 01-13-00-66510                        | OFFICE SUPPLIES                  | -                  | 45                 | 46                 | 135                   | -                  |
| 01-13-00-66520                        | OPERATING SUPPLIES               | 40                 | 10                 | 8,168              | 6,193                 | 5,000              |
| 01-13-00-66550                        | AUTOMOTIVE FUEL/OIL              | 83                 | -                  | -                  | -                     | -                  |
| 01-13-00-88601                        | EQUIP-ADMIN                      | 958                | -                  | -                  | -                     | -                  |
| <b>Total City Manager</b>             |                                  | <b>377,499</b>     | <b>413,811</b>     | <b>431,290</b>     | <b>458,127</b>        | <b>481,200</b>     |
| 01-14-00-44210                        | FULL TIME SALARIES               | 73,409             | 76,092             | 80,111             | 81,546                | 85,900             |
| 01-14-00-44250                        | SICK PAY                         | 1,260              | 2,417              | 2,000              | 2,000                 | 2,900              |
| 01-14-00-44510                        | HEALTH INSURANCE                 | 28,349             | -                  | -                  | -                     | -                  |
| 01-14-00-44520                        | LIFE INSURANCE                   | 74                 | -                  | -                  | -                     | -                  |
| 01-14-00-44530                        | UNEMPLOYMENT INSURANCE           | 156                | 165                | 200                | 249                   | 300                |
| 01-14-00-44610                        | FICA                             | 4,573              | 4,825              | 5,132              | 5,187                 | 5,400              |

**General Fund Expenditures**

| <b>Account Number</b>        | <b>Account Description</b>  | <b>2020 Actual</b> | <b>2021 Actual</b> | <b>2022 Budget</b> | <b>2022 Projected</b> | <b>2023 Budget</b> |
|------------------------------|-----------------------------|--------------------|--------------------|--------------------|-----------------------|--------------------|
| 01-14-00-44620               | IMRF                        | 6,667              | 7,101              | 6,569              | 6,459                 | 6,600              |
| 01-14-00-44630               | MEDICARE                    | 1,069              | 1,128              | 1,232              | 1,223                 | 1,300              |
| 01-14-00-55110               | MAINT SERVICE-BUILDING      | 113                | -                  | 94                 | 149                   | 200                |
| 01-14-00-55120               | MAINT SERVICE-EQUIPMENT     | 280                | -                  | -                  | -                     | -                  |
| 01-14-00-55170               | MAINT SERVICE-OFFICE EQUIP  | 1,848              | 2,029              | 1,435              | 904                   | 1,400              |
| 01-14-00-55180               | MAINT SERVICE-GROUNDS       | 1,206              | -                  | 34                 | -                     | -                  |
| 01-14-00-55360               | JANITORIAL SERVICE          | 3,456              | 1,865              | 1,903              | -                     | -                  |
| 01-14-00-55370               | DATA PROCESSING             | 1,800              | -                  | 1,854              | -                     | -                  |
| 01-14-00-55490               | OTHER PROFESSIONAL SERVICES | 8,383              | 6,564              | 3,819              | 2,761                 | 2,000              |
| 01-14-00-55510               | POSTAGE                     | 12,010             | 6,122              | 6,120              | 6,122                 | 6,100              |
| 01-14-00-55520               | TELEPHONE                   | 12,557             | 2,743              | 6,278              | 1,190                 | 2,500              |
| 01-14-00-55540               | PRINTING                    | 869                | 223                | 551                | 763                   | 1,100              |
| 01-14-00-55610               | DUES                        | 215                | 290                | 301                | 283                   | 300                |
| 01-14-00-55620               | TRAVEL EXPENSES             | -                  | 508                | -                  | -                     | -                  |
| 01-14-00-55630               | TRAINING                    | -                  | 565                | 117                | 500                   | -                  |
| 01-14-00-55710               | UTILITIES                   | 17,316             | 18,418             | 19,378             | 26,758                | 30,000             |
| 01-14-00-55930               | RENTALS                     | 792                | 1,007              | 810                | 843                   | 1,000              |
| 01-14-00-66120               | MAINT SUPPLIES-EQUIPMENT    | 94                 | -                  | -                  | 138                   | 300                |
| 01-14-00-66170               | MAINT SUPPLIES-GROUNDS      | 290                | -                  | -                  | -                     | -                  |
| 01-14-00-66510               | OFFICE SUPPLIES             | 4,611              | 3,121              | 3,651              | 4,093                 | 5,000              |
| 01-14-00-66520               | OPERATING SUPPLIES          | 3,267              | 2,245              | 3,346              | 790                   | 1,500              |
| 01-14-00-66540               | JANITORIAL SUPPLIES         | 55                 | -                  | -                  | -                     | -                  |
| 01-14-00-88601               | EQUIP-ADMIN                 | 1,175              | -                  | -                  | -                     | -                  |
| <b>Total City Clerk</b>      |                             | <b>185,892</b>     | <b>137,429</b>     | <b>144,934</b>     | <b>141,958</b>        | <b>153,800</b>     |
| 01-15-00-44210               | FULL TIME SALARIES          | 111,003            | 81,168             | 121,552            | 145,060               | 147,700            |
| 01-15-00-44220               | PART TIME SALARIES          | -                  | 6,630              | -                  | 3,795                 | 15,600             |
| 01-15-00-44510               | HEALTH INSURANCE            | (4,428,024)        | 3,551,670          | 3,642,333          | 3,465,560             | 3,573,900          |
| 01-15-00-44520               | LIFE INSURANCE              | 136                | 7,875              | 7,719              | 8,494                 | 10,300             |
| 01-15-00-44530               | UNEMPLOYMENT INSURANCE      | 312                | 330                | 246                | 638                   | 800                |
| 01-15-00-44540               | WORKERS COMPENSATION        | 495                | 2,684              | 1,545              | 4,163                 | 4,500              |
| 01-15-00-44610               | FICA                        | 6,738              | 5,444              | 5,792              | 8,416                 | 10,200             |
| 01-15-00-44620               | IMRF                        | 9,825              | 7,399              | 7,593              | 10,405                | 11,300             |
| 01-15-00-44630               | MEDICARE                    | 1,576              | 1,273              | 1,214              | 1,916                 | 2,400              |
| 01-15-00-55330               | LEGAL SERVICE               | 194,337            | 208,196            | 197,603            | 169,766               | 197,600            |
| 01-15-00-55340               | MEDICAL SERVICE             | 5,625              | 11,787             | 8,784              | 12,273                | 500                |
| 01-15-00-55341               | PRE-EMPLOYMENT SCREENINGS   | -                  | -                  | -                  | -                     | 9,500              |
| 01-15-00-55370               | DATA PROCESSING             | 30                 | -                  | 31                 | -                     | -                  |
| 01-15-00-55490               | OTHER PROFESSIONAL SERVICES | 38,279             | 93,602             | 122,335            | 77,505                | 122,335            |
| 01-15-00-55510               | POSTAGE                     | 42                 | 165                | -                  | 266                   | 50                 |
| 01-15-00-55520               | TELEPHONE                   | 531                | 509                | 521                | 1,898                 | 520                |
| 01-15-00-55530               | PUBLISHING                  | 1,450              | 460                | 204                | 1,540                 | 200                |
| 01-15-00-55540               | PRINTING                    | 524                | 2,683              | 1,124              | 1,971                 | 1,130              |
| 01-15-00-55610               | DUES                        | 807                | -                  | 402                | -                     | 400                |
| 01-15-00-55620               | TRAVEL EXPENSES             | 69                 | 899                | 727                | -                     | 8,000              |
| 01-15-00-55630               | TRAINING                    | 586                | 4,185              | 3,937              | 14,070                | 4,000              |
| 01-15-00-55640               | TUITION REIMBURSEMENT       | 3,000              | 3,000              | 3,060              | -                     | -                  |
| 01-15-00-55650               | PUBLICATIONS                | 400                | 165                | -                  | -                     | -                  |
| 01-15-00-55660               | EMPLOYEE DEVELOPMENT        | 476                | 1,016              | 497                | 4,262                 | 5,000              |
| 01-15-00-55661               | EMPLOYEE ENGAGEMENT         | -                  | -                  | -                  | -                     | 7,200              |
| 01-15-00-55662               | EMPLOYEE REFERRALS          | -                  | -                  | -                  | -                     | 2,000              |
| 01-15-00-55663               | RECRUITMENT                 | -                  | -                  | -                  | -                     | 6,000              |
| 01-15-00-55910               | LIABILITY INSURANCE         | 853,457            | 925,577            | 877,571            | 922,729               | 903,900            |
| 01-15-00-55911               | SELF-FUNDED INS CLAIMS      | -                  | 277                | -                  | -                     | -                  |
| 01-15-00-66510               | OFFICE SUPPLIES             | 2,390              | 2,805              | 2,097              | 2,251                 | 5,700              |
| 01-15-00-66520               | OPERATING SUPPLIES          | 24,195             | 11,551             | 7,465              | 15,118                | 7,465              |
| <b>Total Human Resources</b> |                             | <b>(3,171,742)</b> | <b>4,931,350</b>   | <b>5,014,351</b>   | <b>4,872,096</b>      | <b>5,058,200</b>   |

**General Fund Expenditures**

| <b>Account Number</b>               | <b>Account Description</b>       | <b>2020 Actual</b> | <b>2021 Actual</b> | <b>2022 Budget</b> | <b>2022 Projected</b> | <b>2023 Budget</b> |
|-------------------------------------|----------------------------------|--------------------|--------------------|--------------------|-----------------------|--------------------|
| 01-16-00-44210                      | FULL TIME SALARIES               | 196,303            | 241,231            | 282,374            | 285,794               | 359,000            |
| 01-16-00-44220                      | PART TIME SALARIES               | 166,523            | 4,088              | -                  | 5,807                 | 40,600             |
| 01-16-00-44230                      | OVERTIME                         | 280                | -                  | -                  | -                     | 300                |
| 01-16-00-44250                      | SICK PAY                         | -                  | -                  | 1,500              | -                     | -                  |
| 01-16-00-44510                      | HEALTH INSURANCE                 | 70,793             | -                  | -                  | -                     | -                  |
| 01-16-00-44520                      | LIFE INSURANCE                   | 197                | -                  | -                  | -                     | -                  |
| 01-16-00-44530                      | UNEMPLOYMENT INSURANCE           | 706                | 661                | 1,000              | 1,359                 | 1,750              |
| 01-16-00-44610                      | FICA                             | 12,245             | 14,117             | 17,600             | 17,304                | 24,800             |
| 01-16-00-44620                      | IMRF                             | 16,362             | 20,413             | 22,710             | 21,272                | 27,500             |
| 01-16-00-44630                      | MEDICARE                         | 2,864              | 3,302              | 4,116              | 4,047                 | 5,800              |
| 01-16-00-55120                      | MAINT SERVICE-EQUIPMENT          | 3,434              | 6,701              | 6,490              | 1,817                 | 20,000             |
| 01-16-00-55130                      | MAINT SERVICE-VEHICLE            | -                  | 190                | 67                 | 44                    | 1,300              |
| 01-16-00-55170                      | MAINT SERVICE - OFFICE EQUIP     | -                  | -                  | -                  | 13,318                | -                  |
| 01-16-00-55365                      | SOFTWARE/MAINT AGREEMENTS-OFFICE | -                  | 94,956             | 279,154            | 300,665               | 239,000            |
| 01-16-00-55370                      | INTERNET & VOICE SERVICES        | 184,013            | 138,651            | 112,955            | 130,960               | 130,000            |
| 01-16-00-55490                      | OTHER PROFESSIONAL SERVICES      | 57,693             | 31,858             | 35,307             | 43,889                | 105,000            |
| 01-16-00-55510                      | POSTAGE                          | 101                | 58                 | 60                 | -                     | 500                |
| 01-16-00-55520                      | TELEPHONE                        | 10,577             | 6,881              | 6,763              | 9,192                 | 9,300              |
| 01-16-00-55540                      | PRINTING                         | -                  | 3,330              | 1,383              | 1,736                 | 250                |
| 01-16-00-55610                      | DUES                             | -                  | -                  | -                  | 650                   | 580                |
| 01-16-00-55620                      | TRAVEL EXPENSES                  | -                  | -                  | -                  | 1,763                 | 6,120              |
| 01-16-00-55630                      | TRAINING                         | -                  | -                  | 9,000              | 6,059                 | 7,000              |
| 01-16-00-66130                      | MAINT SUPPLIES - VEHICLES        | -                  | -                  | -                  | 130                   | 200                |
| 01-16-00-66510                      | OFFICE SUPPLIES                  | 1,271              | 909                | 395                | 666                   | 1,300              |
| 01-16-00-66520                      | OPERATING SUPPLIES               | 99,715             | 19,154             | 20,028             | 16,884                | 21,000             |
| 01-16-00-66521                      | IT HARDWARE                      | -                  | 107,452            | 128,948            | 143,310               | 160,000            |
| 01-16-00-66550                      | AUTOMOTIVE FUEL/OIL              | 72                 | -                  | -                  | -                     | -                  |
| 01-16-00-88301                      | EQUIPMENT-CAPITAL-ADMIN          | 4,211              | -                  | -                  | -                     | -                  |
| 01-16-00-88601                      | EQUIP-ADMIN                      | 1,018              | -                  | -                  | -                     | -                  |
| <b>Total Information Technology</b> |                                  | <b>828,378</b>     | <b>693,952</b>     | <b>929,848</b>     | <b>1,006,666</b>      | <b>1,161,300</b>   |
| 01-17-00-55370                      | DATA PROCESSING                  | 600                | 250                | 635                | (127)                 | -                  |
| 01-17-00-55490                      | OTHER PROFESSIONAL SERVICES      | 72                 | 2,628              | 4                  | 2,600                 | 3,000              |
| 01-17-00-55520                      | TELEPHONE                        | 461                | 155                | 379                | (103)                 | -                  |
| 01-17-00-55530                      | PUBLISHING                       | 7,331              | -                  | -                  | -                     | -                  |
| 01-17-00-55540                      | PRINTING                         | -                  | 520                | 530                | -                     | -                  |
| 01-17-00-55610                      | DUES                             | 76,240             | 100,240            | 102,245            | 109,250               | 5,000              |
| 01-17-00-55620                      | TRAVEL EXPENSES                  | 20                 | 51                 | 52                 | 195                   | 500                |
| 01-17-00-55630                      | TRAINING                         | 65                 | -                  | -                  | -                     | -                  |
| 01-17-00-55990                      | REBATES                          | 124,250            | 126,000            | 130,000            | 43,292                | 41,000             |
| 01-17-00-55991                      | BUSINESS GRANTS                  | -                  | 703,731            | -                  | -                     | -                  |
| 01-17-00-66520                      | OPERATING SUPPLIES               | 12                 | -                  | -                  | -                     | -                  |
| <b>Total Economic Development</b>   |                                  | <b>209,051</b>     | <b>933,575</b>     | <b>233,845</b>     | <b>155,107</b>        | <b>49,500</b>      |
| 01-18-00-44210                      | FULL TIME SALARIES               | 87,886             | 94,652             | 90,218             | 140,632               | 225,000            |
| 01-18-00-44220                      | PART TIME SALARIES               | 20,592             | 17,988             | 22,109             | 2,788                 | -                  |
| 01-18-00-44250                      | SICK PAY                         | 2,995              | 2,716              | 3,116              | 3,116                 | 3,400              |
| 01-18-00-44510                      | HEALTH INSURANCE                 | 28,349             | -                  | -                  | -                     | -                  |
| 01-18-00-44520                      | LIFE INSURANCE                   | 74                 | -                  | -                  | -                     | -                  |
| 01-18-00-44530                      | UNEMPLOYMENT INSURANCE           | 274                | 330                | 372                | 779                   | 800                |
| 01-18-00-44610                      | FICA                             | 6,546              | 6,860              | 7,215              | 8,840                 | 14,000             |
| 01-18-00-44620                      | IMRF                             | 9,479              | 10,094             | 9,235              | 10,963                | 17,300             |
| 01-18-00-44630                      | MEDICARE                         | 1,531              | 1,604              | 1,732              | 2,081                 | 3,300              |
| 01-18-00-55365                      | SOFTWARE/MAINT AGREEMENTS-OFFICE | -                  | 10                 | -                  | 218                   | 500                |
| 01-18-00-55370                      | DATA PROCESSING                  | 1,795              | 1,169              | 1,849              | 120                   | 1,500              |
| 01-18-00-55490                      | OTHER PROFESSIONAL SERVICES      | 1,029              | 739                | 6,457              | 715                   | 6,000              |
| 01-18-00-55510                      | POSTAGE                          | 78                 | 6,016              | 4,049              | 9,449                 | 7,000              |
| 01-18-00-55520                      | TELEPHONE                        | 1,070              | 1,072              | 1,234              | 1,326                 | 1,500              |

**General Fund Expenditures**

| <b>Account Number</b>              | <b>Account Description</b>       | <b>2020 Actual</b> | <b>2021 Actual</b> | <b>2022 Budget</b> | <b>2022 Projected</b> | <b>2023 Budget</b> |
|------------------------------------|----------------------------------|--------------------|--------------------|--------------------|-----------------------|--------------------|
| 01-18-00-55540                     | PRINTING                         | -                  | 11,514             | 10,460             | 17,105                | 20,000             |
| 01-18-00-66520                     | OPERATING SUPPLIES               | 5,771              | 8,673              | 7,283              | 14,027                | 11,000             |
| 01-18-00-66550                     | AUTOMOTIVE FUEL/OIL              | 614                | -                  | -                  | -                     | -                  |
| <b>Total Public Relations</b>      |                                  | <b>168,083</b>     | <b>163,439</b>     | <b>165,329</b>     | <b>212,159</b>        | <b>311,300</b>     |
| 01-20-00-44210                     | FULL TIME SALARIES               | 712,606            | 768,435            | 752,328            | 757,659               | 802,900            |
| 01-20-00-44240                     | OFF DUTY PAY                     | 691                | 3,484              | 524                | 2,478                 | 3,000              |
| 01-20-00-44250                     | SICK PAY                         | 21,209             | 72,735             | 77,333             | 46,643                | 26,800             |
| 01-20-00-44280                     | HOLIDAY PAY                      | -                  | 351                | 362                | -                     | 500                |
| 01-20-00-44510                     | HEALTH INSURANCE                 | 156,889            | -                  | -                  | -                     | -                  |
| 01-20-00-44520                     | LIFE INSURANCE                   | 517                | -                  | -                  | -                     | -                  |
| 01-20-00-44530                     | UNEMPLOYMENT INSURANCE           | 1,092              | 1,175              | 1,210              | 1,746                 | 1,800              |
| 01-20-00-44610                     | FICA                             | 3,875              | 3,998              | 5,347              | 4,660                 | 4,800              |
| 01-20-00-44620                     | IMRF                             | 5,638              | 5,883              | 7,891              | 6,086                 | 5,900              |
| 01-20-00-44630                     | MEDICARE                         | 10,388             | 11,848             | 12,134             | 11,435                | 11,700             |
| 01-20-00-44710                     | UNIFORMS                         | 3,848              | 6,642              | 5,082              | 7,706                 | 5,200              |
| 01-20-00-55110                     | MAINT SERVICE-BUILDING           | 31,822             | 27,187             | 25,496             | 28,797                | 30,000             |
| 01-20-00-55130                     | MAINT SERVICE- VEHICLES          | -                  | -                  | -                  | 121                   | 200                |
| 01-20-00-55170                     | MAINT SERVICE-OFFICE EQUIP       | 1,300              | 2,491              | 1,828              | 926                   | 2,000              |
| 01-20-00-55180                     | MAINT SERVICE-GROUNDS            | 736                | -                  | 127                | -                     | -                  |
| 01-20-00-55365                     | SOFTWARE/MAINT AGREEMENTS-OFFICE | 12,654             | 13,142             | 5,308              | 8,129                 | 12,000             |
| 01-20-00-55490                     | OTHER PROFESSIONAL SERVICES      | 26,849             | 2,917              | 6,297              | 1,771                 | 4,000              |
| 01-20-00-55510                     | POSTAGE                          | 66                 | -                  | -                  | 48                    | 100                |
| 01-20-00-55520                     | TELEPHONE                        | 10,948             | 2,695              | 5,548              | 2,532                 | 5,500              |
| 01-20-00-55540                     | PRINTING                         | 577                | -                  | 136                | 429                   | 500                |
| 01-20-00-55610                     | DUES                             | 2,280              | 2,560              | 2,620              | 2,781                 | 2,600              |
| 01-20-00-55620                     | TRAVEL EXPENSES                  | 580                | 1,115              | 902                | 4,980                 | 5,000              |
| 01-20-00-55630                     | TRAINING                         | 1,290              | 574                | 521                | 3,530                 | 4,000              |
| 01-20-00-55640                     | TUITION REIMBURSEMENT            | -                  | 2,444              | 2,517              | 1,353                 | 1,500              |
| 01-20-00-55650                     | PUBLICATIONS                     | 159                | 238                | 247                | 40                    | 250                |
| 01-20-00-55710                     | UTILITIES                        | 44,567             | 31,642             | 37,207             | 41,407                | 40,000             |
| 01-20-00-55910                     | LIABILITY INSURANCE              | 810                | -                  | 440                | -                     | -                  |
| 01-20-00-66110                     | MAINT SUPPLIES-BUILDING          | 2,765              | 5,775              | 3,068              | 8,406                 | 7,000              |
| 01-20-00-66170                     | MAINT SUPPLIES-GROUNDS           | 290                | 17                 | -                  | -                     | -                  |
| 01-20-00-66510                     | OFFICE SUPPLIES                  | 351                | 1,076              | 663                | 1,720                 | 2,500              |
| 01-20-00-66520                     | OPERATING SUPPLIES               | 5,298              | 3,907              | 5,045              | 3,943                 | 6,000              |
| 01-20-00-66540                     | JANITORIAL SUPPLIES              | 8,843              | 6,483              | 7,456              | 7,428                 | 7,500              |
| 01-20-00-66550                     | AUTOMOTIVE FUEL/OIL              | 3,975              | (2)                | -                  | 459                   | -                  |
| <b>Total Police Administration</b> |                                  | <b>1,072,915</b>   | <b>978,813</b>     | <b>967,637</b>     | <b>957,213</b>        | <b>993,250</b>     |
| 01-20-10-44210                     | FULL TIME SALARIES               | 2,862,006          | 3,018,135          | 3,124,668          | 3,205,239             | 3,253,300          |
| 01-20-10-44230                     | OVERTIME                         | 217,853            | 213,222            | 196,618            | 206,244               | 203,900            |
| 01-20-10-44232                     | OT/INVESTIGATIONS                | 21,450             | 13,541             | 15,932             | 38,910                | 10,000             |
| 01-20-10-44240                     | OFF DUTY PAY                     | 21,341             | 81,469             | 46,270             | 36,195                | 40,000             |
| 01-20-10-44250                     | SICK PAY                         | 38,261             | 80,863             | 87,775             | 71,562                | 18,400             |
| 01-20-10-44280                     | HOLIDAY PAY                      | 123,980            | 120,440            | 103,952            | 143,570               | 110,000            |
| 01-20-10-44510                     | HEALTH INSURANCE                 | 824,604            | -                  | -                  | -                     | -                  |
| 01-20-10-44520                     | LIFE INSURANCE                   | 1,037              | -                  | -                  | -                     | -                  |
| 01-20-10-44530                     | UNEMPLOYMENT INSURANCE           | 6,352              | 6,922              | 7,307              | 10,708                | 9,500              |
| 01-20-10-44540                     | WORKERS COMPENSATION             | 112,845            | 114,967            | 126,750            | 220,714               | 300,000            |
| 01-20-10-44610                     | FICA                             | 3,368              | 3,430              | 3,406              | 3,519                 | 4,100              |
| 01-20-10-44620                     | PENSION                          | 4,907              | 5,046              | 5,008              | 4,547                 | 5,000              |
| 01-20-10-44630                     | MEDICARE                         | 44,954             | 49,477             | 46,481             | 50,044                | 47,200             |
| 01-20-10-44710                     | UNIFORMS                         | 37,799             | 50,460             | 40,426             | 32,813                | 27,800             |
| 01-20-10-55120                     | MAINT SERVICE-EQUIPMENT          | 8,151              | 5,804              | 6,097              | 3,684                 | 6,500              |
| 01-20-10-55130                     | MAINT SERVICE-VEHICLE            | 881                | 8,202              | 7,803              | 5,492                 | 7,500              |
| 01-20-10-55365                     | SOFTWARE/MAINT AGREEMENTS-OFFICE | 37,666             | 57,384             | -                  | 74,934                | 65,000             |
| 01-20-10-55490                     | OTHER PROFESSIONAL SERVICES      | 18,395             | 23,219             | 21,804             | 19,715                | 22,000             |
| 01-20-10-55520                     | TELEPHONE                        | 6,181              | 6,733              | 6,338              | 5,780                 | 6,500              |

**General Fund Expenditures**

| <b>Account Number</b>          | <b>Account Description</b>       | <b>2020 Actual</b> | <b>2021 Actual</b> | <b>2022 Budget</b> | <b>2022 Projected</b> | <b>2023 Budget</b> |
|--------------------------------|----------------------------------|--------------------|--------------------|--------------------|-----------------------|--------------------|
| 01-20-10-55540                 | PRINTING                         | 1,048              | 1,920              | 994                | 2,141                 | 1,800              |
| 01-20-10-55610                 | DUES                             | 450                | 780                | 881                | 416                   | 800                |
| 01-20-10-55620                 | TRAVEL EXPENSES                  | 5,075              | 1,482              | 844                | 3,042                 | 2,000              |
| 01-20-10-55630                 | TRAINING                         | 17,580             | 20,459             | 29,468             | 21,003                | 30,000             |
| 01-20-10-55640                 | TUITION REIMBURSEMENT            | 13,924             | 15,746             | 30,000             | 37,129                | 25,000             |
| 01-20-10-55650                 | PUBLICATIONS                     | 719                | 300                | 309                | 60                    | 300                |
| 01-20-10-55910                 | LIABILITY INSURANCE              | -                  | 22,467             | 14,771             | 29,404                | 30,000             |
| 01-20-10-55911                 | SELF-FUNDED INS CLAIMS           | 37,160             | 27,707             | 1,759              | 5,157                 | 2,000              |
| 01-20-10-55930                 | RENTALS                          | 1,125              | 1,050              | 865                | 1,516                 | 1,000              |
| 01-20-10-66120                 | MAINT SUPPLIES-EQUIPMENT         | 4,474              | 5,909              | 515                | 810                   | 550                |
| 01-20-10-66130                 | MAINT SUPPLIES-VEHICLE           | 354                | 86                 | 160                | (127)                 | 150                |
| 01-20-10-66510                 | OFFICE SUPPLIES                  | 124                | 246                | 5                  | 114                   | -                  |
| 01-20-10-66520                 | OPERATING SUPPLIES               | 28,727             | 42,652             | 44,034             | 46,743                | 45,000             |
| 01-20-10-66521                 | ANIMAL SUPPLIES                  | 128                | 108                | 121                | 1,891                 | 1,900              |
| 01-20-10-66550                 | AUTOMOTIVE FUEL/OIL              | 51,724             | (640)              | -                  | 1,381                 | -                  |
| 01-20-10-88400                 | VEHICLE                          | -                  | 6,990              | 7,199              | -                     | -                  |
| <b>Total Police Operations</b> |                                  | <b>4,554,642</b>   | <b>4,006,575</b>   | <b>3,978,558</b>   | <b>4,284,350</b>      | <b>4,277,200</b>   |
|                                |                                  |                    |                    |                    |                       |                    |
| 01-20-20-44210                 | FULL TIME SALARIES               | 843,896            | 879,241            | 952,016            | 870,593               | 1,045,100          |
| 01-20-20-44220                 | PART TIME SALARIES               | 40,372             | 61,846             | 39,784             | 77,153                | 162,300            |
| 01-20-20-44230                 | OVERTIME                         | 54,043             | 69,735             | 58,616             | 70,553                | 60,000             |
| 01-20-20-44250                 | SICK PAY                         | 19,358             | 9,115              | 2,773              | 1,954                 | 7,400              |
| 01-20-20-44260                 | SHIFT DIFFERENTIAL               | 2,506              | 2,164              | 2,274              | 2,336                 | 2,700              |
| 01-20-20-44280                 | HOLIDAY PAY                      | 36,941             | 32,517             | 30,702             | 32,789                | 25,000             |
| 01-20-20-44510                 | HEALTH INSURANCE                 | 259,121            | -                  | -                  | 1,293                 | -                  |
| 01-20-20-44520                 | LIFE INSURANCE                   | 410                | -                  | -                  | -                     | -                  |
| 01-20-20-44530                 | UNEMPLOYMENT INSURANCE           | 3,181              | 3,555              | 3,451              | 5,647                 | 6,300              |
| 01-20-20-44540                 | WORKERS COMPENSATION             | 536                | -                  | -                  | -                     | -                  |
| 01-20-20-44610                 | FICA                             | 57,940             | 61,884             | 58,531             | 61,427                | 74,900             |
| 01-20-20-44620                 | IMRF                             | 80,844             | 85,993             | 82,193             | 72,997                | 80,000             |
| 01-20-20-44630                 | MEDICARE                         | 13,550             | 14,473             | 13,689             | 14,366                | 17,600             |
| 01-20-20-44710                 | UNIFORMS                         | 1,250              | 2,362              | 2,165              | 2,958                 | 2,500              |
| 01-20-20-55170                 | MAINT SERVICE-OFFICE EQUIP       | 3,263              | 5,258              | 4,974              | 2,990                 | 5,000              |
| 01-20-20-55365                 | SOFTWARE/MAINT AGREEMENTS-OFFICE | 17,603             | 14,755             | 14,060             | 14,366                | 14,000             |
| 01-20-20-55490                 | OTHER PROFESSIONAL SERVICES      | 30                 | 45                 | 31                 | 1,266                 | 500                |
| 01-20-20-55520                 | TELEPHONE                        | 531                | 673                | 483                | 1,850                 | 500                |
| 01-20-20-55540                 | PRINTING                         | 255                | 47                 | -                  | -                     | -                  |
| 01-20-20-55610                 | DUES                             | (35)               | -                  | -                  | -                     | -                  |
| 01-20-20-55620                 | TRAVEL EXPENSES                  | 89                 | -                  | -                  | -                     | 500                |
| 01-20-20-55630                 | TRAINING                         | 2,481              | 1,530              | 2,106              | 954                   | 2,000              |
| 01-20-20-55640                 | TUITION REIMBURSEMENT            | 9,443              | 6,907              | 6,000              | 7,368                 | 6,000              |
| 01-20-20-66120                 | MAINT SUPPLIES - EQUIPMENT       | -                  | -                  | -                  | 2,531                 | -                  |
| 01-20-20-66510                 | OFFICE SUPPLIES                  | 531                | 403                | 182                | 618                   | -                  |
| 01-20-20-66520                 | OPERATING SUPPLIES               | 4,556              | 1,850              | 4,944              | 1,787                 | 4,800              |
| 01-20-20-66550                 | AUTOMOTIVE FUEL/OIL              | 565                | (21)               | -                  | -                     | -                  |
| <b>Total Police Support</b>    |                                  | <b>1,453,260</b>   | <b>1,254,330</b>   | <b>1,278,973</b>   | <b>1,247,796</b>      | <b>1,517,100</b>   |
|                                |                                  |                    |                    |                    |                       |                    |
| 01-20-40-44210                 | FULL TIME SALARIES               | 102,370            | 103,700            | 108,174            | 107,558               | 114,900            |
| 01-20-40-44230                 | OVERTIME                         | 1,757              | 1,417              | 1,527              | 1,544                 | 1,000              |
| 01-20-40-44250                 | SICK PAY                         | 4,451              | 2,759              | -                  | -                     | 2,000              |
| 01-20-40-44280                 | HOLIDAY PAY                      | 4,487              | 4,264              | 3,790              | 4,645                 | 3,000              |
| 01-20-40-44510                 | HEALTH INSURANCE                 | 34,845             | -                  | -                  | -                     | -                  |
| 01-20-40-44520                 | LIFE INSURANCE                   | 54                 | -                  | -                  | -                     | -                  |
| 01-20-40-44530                 | UNEMPLOYMENT INSURANCE           | 312                | 330                | 340                | 499                   | 500                |
| 01-20-40-44540                 | WORKERS COMPENSATION             | -                  | -                  | -                  | -                     | 20,500             |
| 01-20-40-44610                 | FICA                             | 6,514              | 6,475              | 6,214              | 6,580                 | 7,200              |
| 01-20-40-44620                 | IMRF                             | 9,500              | 9,530              | 9,135              | 8,418                 | 8,800              |
| 01-20-40-44630                 | MEDICARE                         | 1,524              | 1,514              | 1,453              | 1,539                 | 1,700              |
| 01-20-40-55110                 | MAINT SERVICE-BUILDING           | 4,278              | 11,561             | 5,432              | 85,450                | 5,500              |

**General Fund Expenditures**

| <b>Account Number</b>            | <b>Account Description</b>       | <b>2020 Actual</b> | <b>2021 Actual</b> | <b>2022 Budget</b> | <b>2022 Projected</b> | <b>2023 Budget</b> |
|----------------------------------|----------------------------------|--------------------|--------------------|--------------------|-----------------------|--------------------|
| 01-20-40-55170                   | MAINT SERVICE-OFFICE EQUIP       | 377                | 60                 | 183                | 23                    | 200                |
| 01-20-40-55180                   | MAINT SERVICE-GROUNDS            | 2,262              | -                  | 1,394              | -                     | 1,000              |
| 01-20-40-55490                   | OTHER PROFESSIONAL SERVICES      | 55,991             | 11,022             | 10,314             | 8,487                 | 10,000             |
| 01-20-40-55520                   | TELEPHONE                        | 1,537              | 1,002              | 1,292              | 23                    | 1,200              |
| 01-20-40-55540                   | PRINTING                         | -                  | 141                | -                  | -                     | 100                |
| 01-20-40-55610                   | DUES                             | 202                | 102                | 105                | 318                   | 325                |
| 01-20-40-55630                   | TRAINING                         | -                  | -                  | -                  | -                     | 500                |
| 01-20-40-55710                   | UTILITIES                        | 14,997             | 13,665             | 14,849             | 11,267                | 15,000             |
| 01-20-40-66110                   | MAINT SUPPLIES-BUILDING          | 915                | 277                | 297                | 8                     | 250                |
| 01-20-40-66120                   | MAINT SUPPLIES-EQUIPMENT         | 12                 | 14                 | 14                 | 62                    | 50                 |
| 01-20-40-66170                   | MAINT SUPPLIES-GROUNDS           | -                  | 3                  | -                  | -                     | -                  |
| 01-20-40-66510                   | OFFICE SUPPLIES                  | 7                  | 7                  | 8                  | -                     | 50                 |
| 01-20-40-66520                   | OPERATING SUPPLIES               | 2,644              | 2,986              | 2,070              | 3,044                 | 2,500              |
| 01-20-40-66540                   | JANITORIAL SUPPLIES              | 1,359              | 1,083              | 987                | 1,360                 | 1,400              |
| 01-20-40-66550                   | AUTOMOTIVE FUEL/OIL              | 904                | (55)               | -                  | -                     | -                  |
| <b>Total Animal Control</b>      |                                  | <b>251,301</b>     | <b>171,859</b>     | <b>167,579</b>     | <b>240,825</b>        | <b>197,675</b>     |
| <b>Total Police Department</b>   |                                  | <b>7,332,118</b>   | <b>6,411,577</b>   | <b>6,392,747</b>   | <b>6,730,184</b>      | <b>6,985,225</b>   |
| 01-30-00-44210                   | FULL TIME SALARIES               | 335,981            | 322,409            | 460,870            | 431,242               | 490,300            |
| 01-30-00-44220                   | PART TIME SALARIES               | 9,348              | 12,014             | 14,300             | 13,137                | 15,600             |
| 01-30-00-44230                   | OVERTIME                         | 2,028              | 2,071              | -                  | -                     | -                  |
| 01-30-00-44250                   | SICK PAY                         | 1,785              | 2,099              | 1,857              | 1,857                 | 2,600              |
| 01-30-00-44510                   | HEALTH INSURANCE                 | 42,306             | -                  | -                  | -                     | -                  |
| 01-30-00-44520                   | LIFE INSURANCE                   | 209                | -                  | -                  | -                     | -                  |
| 01-30-00-44530                   | UNEMPLOYMENT INSURANCE           | 743                | 979                | 1,110              | 1,661                 | 1,500              |
| 01-30-00-44540                   | WORKERS COMPENSATION             | -                  | 863                | 880                | -                     | -                  |
| 01-30-00-44610                   | FICA                             | 8,743              | 9,095              | 9,950              | 9,712                 | 10,100             |
| 01-30-00-44620                   | IMRF                             | 11,903             | 12,289             | 11,940             | 11,165                | 11,300             |
| 01-30-00-44630                   | MEDICARE                         | 4,972              | 4,864              | 6,890              | 6,443                 | 7,400              |
| 01-30-00-44710                   | UNIFORMS                         | 3,146              | 5,314              | 6,570              | 8,723                 | 5,000              |
| 01-30-00-55170                   | MAINT SERVICE-OFFICE EQUIP       | 2,611              | 2,298              | 2,565              | -                     | -                  |
| 01-30-00-55365                   | SOFTWARE/MAINT AGREEMENTS-OFFICE | 16                 | 11,209             | 35,077             | 7,211                 | 43,000             |
| 01-30-00-55370                   | DATA PROCESSING                  | 2,838              | -                  | (15)               | -                     | -                  |
| 01-30-00-55490                   | OTHER PROFESSIONAL SERVICES      | -                  | 580                | 1,000              | 5,706                 | 1,000              |
| 01-30-00-55510                   | POSTAGE                          | 12                 | 32                 | -                  | -                     | 500                |
| 01-30-00-55520                   | TELEPHONE                        | 12,003             | 6,608              | 7,914              | 6,987                 | 16,500             |
| 01-30-00-55540                   | PRINTING                         | -                  | -                  | 800                | 194                   | 800                |
| 01-30-00-55610                   | DUES                             | 3,478              | 1,891              | 1,740              | 1,481                 | 2,615              |
| 01-30-00-55620                   | TRAVEL EXPENSES                  | 635                | 898                | 6,425              | 9,646                 | 9,500              |
| 01-30-00-55630                   | TRAINING                         | 690                | -                  | 5,500              | 2,859                 | 7,360              |
| 01-30-00-55650                   | PUBLICATIONS                     | 430                | 1,346              | 1,943              | 1,943                 | 1,945              |
| 01-30-00-55710                   | UTILITIES                        | 19,530             | 18,902             | 20,271             | 22,631                | 23,500             |
| 01-30-00-66130                   | MAINT SUPPLIES-VEHICLE           | 115                | 345                | 359                | (7)                   | 350                |
| 01-30-00-66510                   | OFFICE SUPPLIES                  | 2,285              | 1,058              | 3,000              | 2,613                 | 3,000              |
| 01-30-00-66520                   | OPERATING SUPPLIES               | 1,969              | 876                | 6,300              | 3,676                 | 8,550              |
| 01-30-00-66530                   | SMALL TOOLS                      | 195                | 29                 | -                  | 6,300                 | -                  |
| 01-30-00-66550                   | AUTOMOTIVE FUEL/OIL              | 2,051              | (16)               | -                  | -                     | -                  |
| <b>Total Fire Administration</b> |                                  | <b>470,023</b>     | <b>418,051</b>     | <b>607,245</b>     | <b>555,180</b>        | <b>662,420</b>     |



**General Fund Expenditures**

| <b>Account Number</b> | <b>Account Description</b>       | <b>2020 Actual</b> | <b>2021 Actual</b> | <b>2022 Budget</b> | <b>2022 Projected</b> | <b>2023 Budget</b> |
|-----------------------|----------------------------------|--------------------|--------------------|--------------------|-----------------------|--------------------|
| 01-31-00-44210        | FULL TIME SALARIES               | 3,042,042          | 3,149,805          | 3,270,328          | 3,336,657             | 3,507,800          |
| 01-31-00-44230        | OVERTIME                         | 221,150            | 232,737            | 216,014            | 162,470               | 225,000            |
| 01-31-00-44250        | SICK PAY                         | 27,562             | 21,494             | 44,684             | -                     | 17,800             |
| 01-31-00-44280        | HOLIDAY PAY                      | 107,977            | 116,305            | 119,195            | 122,919               | 125,000            |
| 01-31-00-44510        | HEALTH INSURANCE                 | 950,302            | -                  | -                  | -                     | -                  |
| 01-31-00-44520        | LIFE INSURANCE                   | 235                | -                  | -                  | -                     | -                  |
| 01-31-00-44530        | UNEMPLOYMENT INSURANCE           | 5,592              | 5,916              | 6,153              | 8,893                 | 9,000              |
| 01-31-00-44540        | WORKERS COMPENSATION             | 116,803            | 117,551            | 190,079            | 262,429               | 172,000            |
| 01-31-00-44630        | MEDICARE                         | 46,100             | 48,214             | 48,344             | 50,561                | 50,900             |
| 01-31-00-44710        | UNIFORMS                         | 32,802             | 19,944             | 33,656             | 27,046                | 47,500             |
| 01-31-00-44720        | DEGREE                           | 49                 | (49)               | -                  | -                     | -                  |
| 01-31-00-44730        | CERTIFICATIONS                   | 2,500              | 2,600              | 3,600              | 3,000                 | -                  |
| 01-31-00-55110        | MAINT SERVICE-BUILDING           | 21,508             | 11,775             | 17,151             | 6,520                 | 22,620             |
| 01-31-00-55120        | MAINT SERVICE-EQUIPMENT          | 22,382             | 14,091             | 22,478             | 24,090                | 22,000             |
| 01-31-00-55130        | MAINT SERVICE-VEHICLE            | 18,499             | 19,906             | 24,846             | 9,124                 | 42,850             |
| 01-31-00-55180        | MAINT SERVICE-GROUNDS            | 2,188              | -                  | -                  | -                     | -                  |
| 01-31-00-55290        | MAINT SERVICE-OTHER              | 749                | -                  | -                  | -                     | -                  |
| 01-31-00-55340        | MEDICAL SERVICE                  | 17,050             | 19,105             | 24,480             | 24,480                | 24,500             |
| 01-31-00-55365        | SOFTWARE/MAINT AGREEMENTS-OFFICE | -                  | 688                | (2,290)            | -                     | -                  |
| 01-31-00-55370        | DATA PROCESSING                  | 688                | -                  | 5,000              | -                     | -                  |
| 01-31-00-55490        | OTHER PROFESSIONAL SERVICES      | -                  | -                  | 7,240              | 77                    | 5,000              |
| 01-31-00-55520        | TELEPHONE                        | 7,080              | 7,080              | -                  | 7,320                 | 4,400              |
| 01-31-00-55540        | PRINTING                         | -                  | 114                | -                  | -                     | -                  |
| 01-31-00-55610        | DUES                             | 330                | -                  | 8,000              | -                     | -                  |
| 01-31-00-55620        | TRAVEL EXPENSES                  | 1,833              | 2,035              | 50,000             | 11,532                | 26,300             |
| 01-31-00-55630        | TRAINING                         | 4,075              | 6,146              | 16,000             | 7,874                 | 62,200             |
| 01-31-00-55640        | TUITION REIMBURSEMENT            | 7,274              | -                  | -                  | 8,294                 | 26,000             |
| 01-31-00-55650        | PUBLICATIONS                     | 1,077              | -                  | -                  | -                     | -                  |
| 01-31-00-55710        | UTILITIES                        | -                  | -                  | 8,507              | -                     | -                  |
| 01-31-00-55910        | LIABILITY INSURANCE              | 321                | 13,318             | -                  | 8,701                 | -                  |
| 01-31-00-55911        | SELF-FUNDED INS CLAIMS           | 338                | -                  | -                  | -                     | -                  |
| 01-31-00-55930        | RENTALS                          | -                  | -                  | 9,021              | -                     | -                  |
| 01-31-00-66110        | MAINT SUPPLIES-BUILDING          | 5,825              | 8,720              | 2,437              | 6,025                 | 9,100              |
| 01-31-00-66120        | MAINT SUPPLIES-EQUIPMENT         | 5,122              | 915                | 10,760             | (2,805)               | 1,500              |
| 01-31-00-66130        | MAINT SUPPLIES-VEHICLE           | 1,909              | 19,145             | -                  | 10,856                | 10,700             |
| 01-31-00-66160        | MAINT SUPPLIES-SNOW REMOVAL      | 107                | -                  | -                  | -                     | -                  |
| 01-31-00-66170        | MAINT SUPPLIES-GROUNDS           | 245                | 6                  | -                  | -                     | -                  |
| 01-31-00-66510        | OFFICE SUPPLIES                  | 88                 | 104                | -                  | -                     | -                  |
| 01-31-00-66520        | OPERATING SUPPLIES               | 18,640             | 30,858             | 12,558             | 16,850                | 28,100             |
| 01-31-00-66530        | SMALL TOOLS                      | 862                | 27                 | (34,833)           | -                     | -                  |
| 01-31-00-66535        | NON-CAPITALIZED EQUIPMENT        | -                  | -                  | 5,593              | 2,240                 | 34,500             |
| 01-31-00-66540        | JANITORIAL SUPPLIES              | 3,911              | 3,790              | -                  | 3,235                 | 5,600              |
| 01-31-00-66550        | AUTOMOTIVE FUEL/OIL              | 12,653             | (297)              | -                  | -                     | -                  |
| 01-31-00-88603        | EQUIP-FIRE                       | 4,045              | -                  | -                  | -                     | -                  |
|                       | <b>Total Fire Operations</b>     | <b>4,711,911</b>   | <b>3,872,044</b>   | <b>4,119,002</b>   | <b>4,118,388</b>      | <b>4,480,370</b>   |
| 01-31-10-44230        | OVERTIME                         | 20,090             | 19,202             | 22,610             | 19,049                | 20,000             |
| 01-31-10-44240        | OFF DUTY PAY                     | -                  | 20,283             | 13,734             | 10,521                | 15,000             |
| 01-31-10-44530        | UNEMPLOYMENT INSURANCE           | 26                 | 32                 | 34                 | 88                    | 100                |
| 01-31-10-44630        | MEDICARE                         | 275                | 544                | 502                | 402                   | 500                |
| 01-31-10-55120        | MAINT SERVICE-EQUIPMENT          | 1,275              | 4,599              | 8,290              | 8,076                 | 13,440             |
| 01-31-10-55130        | MAINT SERVICE-VEHICLE            | 4,519              | 7,674              | 8,169              | 16,319                | 18,000             |
| 01-31-10-55365        | SOFTWARE/MAINT AGREEMENTS-OFFICE | -                  | 2,245              | -                  | -                     | -                  |
| 01-31-10-55370        | DATA PROCESSING                  | 2,245              | -                  | -                  | -                     | -                  |
| 01-31-10-55490        | OTHER PROFESSIONAL SERVICES      | 44,415             | 37,465             | 48,724             | 29,409                | 48,700             |
| 01-31-10-55520        | TELEPHONE                        | 2,101              | 1,913              | 2,215              | 2,391                 | 2,220              |

**General Fund Expenditures**

| <b>Account Number</b> | <b>Account Description</b>               | <b>2020 Actual</b> | <b>2021 Actual</b> | <b>2022 Budget</b> | <b>2022 Projected</b> | <b>2023 Budget</b> |
|-----------------------|------------------------------------------|--------------------|--------------------|--------------------|-----------------------|--------------------|
| 01-31-10-55540        | PRINTING                                 | -                  | 246                | -                  | 69                    | -                  |
| 01-31-10-55630        | TRAINING                                 | 2,870              | 3,548              | 6,832              | 1,170                 | 3,500              |
| 01-31-10-55640        | TUITION REIMBURSEMENT                    | -                  | 6,110              | -                  | -                     | -                  |
| 01-31-10-55930        | RENTALS                                  | -                  | 2,676              | 3,289              | 2,807                 | 3,285              |
| 01-31-10-66120        | MAINT SUPPLIES-EQUIPMENT                 | 3,972              | 1,757              | 4,420              | 8,860                 | 2,000              |
| 01-31-10-66130        | MAINT SUPPLIES-VEHICLE                   | 4,130              | 6,863              | 7,267              | 10,634                | 8,000              |
| 01-31-10-66510        | OFFICE SUPPLIES                          | 519                | -                  | -                  | 240                   | -                  |
| 01-31-10-66520        | OPERATING SUPPLIES                       | 33,503             | 1,654              | -                  | 3                     | -                  |
| 01-31-10-66521        | EMS SUPPLIES                             | -                  | 31,243             | 40,122             | 32,251                | 40,120             |
| 01-31-10-66550        | AUTOMOTIVE FUEL/OIL                      | 11,791             | (259)              | -                  | -                     | -                  |
|                       | <b>Total EMS</b>                         | <b>131,732</b>     | <b>147,792</b>     | <b>166,208</b>     | <b>142,289</b>        | <b>174,865</b>     |
| 01-34-00-44710        | UNIFORMS                                 | 404                | 264                | 270                | -                     | 5,000              |
| 01-34-00-55120        | MAINT SERVICE-EQUIPMENT                  | 19,976             | 3,274              | 3,193              | 8,203                 | 57,400             |
| 01-34-00-55130        | MAINT SERVICE-VEHICLE                    | 85                 | -                  | -                  | -                     | -                  |
| 01-34-00-55710        | UTILITIES                                | 1,446              | 1,660              | 1,559              | 2,302                 | 2,550              |
| 01-34-00-66110        | MAINT SUPPLIES-BUILDING                  | 91                 | -                  | -                  | -                     | -                  |
| 01-34-00-66120        | MAINT SUPPLIES-EQUIPMENT                 | 43                 | 233                | 507                | 52                    | 500                |
| 01-34-00-66130        | MAINT SUPPLIES-VEHICLE                   | 116                | -                  | -                  | -                     | -                  |
| 01-34-00-66520        | OPERATING SUPPLIES                       | 1,027              | 1,744              | 1,606              | 516                   | 4,420              |
| 01-34-00-66550        | AUTOMOTIVE FUEL/OIL                      | 275                | -                  | -                  | -                     | -                  |
|                       | <b>Total CEMA</b>                        | <b>23,463</b>      | <b>7,175</b>       | <b>7,135</b>       | <b>11,073</b>         | <b>69,870</b>      |
|                       | <b>Total Fire Department</b>             | <b>5,337,128</b>   | <b>4,445,063</b>   | <b>4,899,590</b>   | <b>4,826,930</b>      | <b>5,387,525</b>   |
| 01-40-00-44210        | FULL TIME SALARIES                       | 51,029             | 58,660             | -                  | 44,071                | 63,900             |
| 01-40-00-44220        | PART TIME SALARIES                       | -                  | 7,975              | -                  | 16,180                | 15,600             |
| 01-40-00-44230        | OVERTIME                                 | -                  | -                  | -                  | 413                   | -                  |
| 01-40-00-44250        | SICK PAY                                 | 816                | 1,046              | -                  | -                     | 3,900              |
| 01-40-00-44510        | HEALTH INSURANCE                         | 13,406             | -                  | -                  | -                     | -                  |
| 01-40-00-44520        | LIFE INSURANCE                           | 41                 | -                  | -                  | -                     | -                  |
| 01-40-00-44530        | UNEMPLOYMENT INSURANCE                   | 133                | 211                | -                  | 484                   | 500                |
| 01-40-00-44610        | FICA                                     | 3,040              | 4,014              | -                  | 3,571                 | 5,000              |
| 01-40-00-44620        | IMRF                                     | 4,433              | 5,180              | -                  | 3,183                 | 4,900              |
| 01-40-00-44630        | MEDICARE                                 | 711                | 939                | -                  | 835                   | 1,200              |
| 01-40-00-55120        | MAINT SERVICE-EQUIPMENT                  | -                  | -                  | -                  | -                     | 200                |
| 01-40-00-55320        | ENGINEERING SERVICE                      | -                  | -                  | -                  | 900                   | 100,000            |
| 01-40-00-55370        | DATA PROCESSING                          | 800                | 1,019              | -                  | 737                   | -                  |
| 01-40-00-55490        | OTHER PROFESSIONAL SERVICES              | 50                 | 3,200              | -                  | 6                     | 10,000             |
| 01-40-00-55510        | POSTAGE                                  | 28                 | 57                 | -                  | 17                    | 150                |
| 01-40-00-55520        | TELEPHONE                                | 781                | 1,018              | -                  | 1,402                 | 1,600              |
| 01-40-00-55540        | PRINTING                                 | -                  | -                  | -                  | -                     | 100                |
| 01-40-00-55610        | DUES                                     | 565                | 330                | -                  | 182                   | 625                |
| 01-40-00-55620        | TRAVEL EXPENSES                          | 477                | 52                 | -                  | 639                   | 5,400              |
| 01-40-00-55630        | TRAINING                                 | 530                | 1,325              | -                  | 738                   | 2,200              |
| 01-40-00-55650        | PUBLICATIONS                             | -                  | 25                 | -                  | -                     | -                  |
| 01-40-00-66120        | MAINT SUPPLIES-EQUIPMENT                 | -                  | -                  | -                  | -                     | 100                |
| 01-40-00-66130        | MAINT SUPPLIES-VEHICLE                   | -                  | -                  | -                  | -                     | 500                |
| 01-40-00-66510        | OFFICE SUPPLIES                          | 128                | 397                | -                  | 239                   | 400                |
| 01-40-00-66520        | OPERATING SUPPLIES                       | 638                | -                  | -                  | -                     | 1,500              |
| 01-40-00-66530        | SMALL TOOLS                              | 16                 | -                  | -                  | 33                    | 1,000              |
| 01-40-00-88604        | EQUIP-PUBLIC WORKS                       | 1,534              | -                  | -                  | -                     | -                  |
|                       | <b>Total Public Works Administration</b> | <b>79,158</b>      | <b>85,447</b>      | <b>-</b>           | <b>73,630</b>         | <b>218,775</b>     |
| 01-41-00-44210        | FULL TIME SALARIES                       | 85,560             | 85,029             | 90,252             | 95,842                | 134,800            |
| 01-41-00-44220        | PART TIME SALARIES                       | 25,624             | 29,645             | 35,225             | 24,659                | 22,700             |
| 01-41-00-44230        | OVERTIME                                 | 1,032              | 1,220              | 1,126              | 6,621                 | 1,000              |
| 01-41-00-44510        | HEALTH INSURANCE                         | 18,186             | -                  | -                  | -                     | -                  |
| 01-41-00-44520        | LIFE INSURANCE                           | 117                | -                  | -                  | -                     | -                  |

**General Fund Expenditures**

| <b>Account Number</b>               | <b>Account Description</b>       | <b>2020 Actual</b> | <b>2021 Actual</b> | <b>2022 Budget</b> | <b>2022 Projected</b> | <b>2023 Budget</b> |
|-------------------------------------|----------------------------------|--------------------|--------------------|--------------------|-----------------------|--------------------|
| 01-41-00-44530                      | UNEMPLOYMENT INSURANCE           | 643                | 640                | 691                | 901                   | 1,000              |
| 01-41-00-44610                      | FICA                             | 6,977              | 7,192              | 7,669              | 7,846                 | 9,800              |
| 01-41-00-44620                      | IMRF                             | 7,837              | 9,300              | 9,342              | 9,468                 | 10,400             |
| 01-41-00-44630                      | MEDICARE                         | 1,632              | 1,682              | 1,794              | 1,835                 | 2,300              |
| 01-41-00-44710                      | UNIFORMS                         | 322                | 216                | 84                 | 285                   | 900                |
| 01-41-00-55110                      | MAINT SERVICE-BUILDING           | 9,613              | 7,086              | 6,958              | 14,481                | 20,000             |
| 01-41-00-55120                      | MAINT SERVICE-EQUIPMENT          | 4,966              | 4,043              | 3,366              | 4,369                 | -                  |
| 01-41-00-55360                      | JANITORIAL SERVICE               | 222                | 250                | 255                | -                     | -                  |
| 01-41-00-55365                      | SOFTWARE/MAINT AGREEMENTS-OFFICE | -                  | -                  | -                  | 4,948                 | -                  |
| 01-41-00-55520                      | TELEPHONE                        | 651                | 629                | 646                | 632                   | 700                |
| 01-41-00-55610                      | DUES                             | 175                | 360                | 367                | -                     | -                  |
| 01-41-00-55710                      | UTILITIES                        | -                  | 562                | -                  | -                     | -                  |
| 01-41-00-55930                      | RENTALS                          | 785                | 2,976              | 2,015              | 2,938                 | 3,600              |
| 01-41-00-66110                      | MAINT SUPPLIES-BUILDING          | 1,546              | 3,178              | 1,065              | 4,504                 | 4,000              |
| 01-41-00-66120                      | MAINT SUPPLIES-EQUIPMENT         | -                  | 3                  | -                  | 31                    | -                  |
| 01-41-00-66160                      | MAINT SUPPLIES-SNOW REMOVAL      | 107                | 1,176              | 1,199              | 1,248                 | 1,500              |
| 01-41-00-66510                      | OFFICE SUPPLIES                  | 173                | 15                 | 97                 | (262)                 | 150                |
| 01-41-00-66520                      | OPERATING SUPPLIES               | 1,144              | 2,741              | 2,250              | 2,031                 | 3,000              |
| 01-41-00-66530                      | SMALL TOOLS                      | 424                | 1,037              | 747                | 2,275                 | 2,000              |
| 01-41-00-66540                      | JANITORIAL SUPPLIES              | 10,918             | 5,901              | 10,416             | 7,186                 | 7,500              |
| 01-41-00-66550                      | AUTOMOTIVE FUEL/OIL              | 1,278              | -                  | -                  | -                     | -                  |
| <b>Total Facilities Maintenance</b> |                                  | <b>179,932</b>     | <b>164,882</b>     | <b>175,563</b>     | <b>191,838</b>        | <b>225,350</b>     |
|                                     |                                  |                    |                    |                    |                       |                    |
| 01-41-10-44210                      | FULL TIME SALARIES               | 1,114,359          | 1,183,069          | 1,234,990          | 1,164,730             | 1,525,900          |
| 01-41-10-44220                      | PART TIME SALARIES               | 48,812             | 28,653             | 44,531             | 43,231                | 62,400             |
| 01-41-10-44230                      | OVERTIME                         | 9,077              | 25,082             | 34,921             | 21,963                | 25,100             |
| 01-41-10-44250                      | SICK PAY                         | 21,211             | 14,443             | 25,000             | 25,000                | 20,300             |
| 01-41-10-44260                      | SHIFT DIFFERENTIAL               | 12                 | -                  | -                  | 134                   | -                  |
| 01-41-10-44510                      | HEALTH INSURANCE                 | 266,676            | -                  | -                  | 1,704                 | -                  |
| 01-41-10-44520                      | LIFE INSURANCE                   | 728                | -                  | -                  | -                     | -                  |
| 01-41-10-44530                      | UNEMPLOYMENT INSURANCE           | 3,231              | 3,327              | 3,607              | 5,562                 | 6,100              |
| 01-41-10-44540                      | WORKERS COMPENSATION             | 124,659            | 254,185            | 307,962            | 174,612               | 280,700            |
| 01-41-10-44610                      | FICA                             | 71,931             | 75,572             | 93,761             | 78,678                | 95,800             |
| 01-41-10-44620                      | IMRF                             | 100,319            | 109,511            | 107,461            | 92,979                | 116,800            |
| 01-41-10-44630                      | MEDICARE                         | 16,822             | 17,674             | 20,092             | 17,899                | 23,100             |
| 01-41-10-44710                      | UNIFORMS                         | 240                | -                  | -                  | -                     | 7,200              |
| 01-41-10-44720                      | SAFETY BONUS                     | 3,250              | 2,750              | 2,860              | 2,000                 | 4,500              |
| 01-41-10-44730                      | CERTIFICATIONS                   | 50                 | 50                 | 53                 | 53                    | 100                |
| 01-41-10-44740                      | FOOD ALLOWANCE                   | 518                | 900                | 905                | 578                   | 500                |
| 01-41-10-55110                      | MAINT SERVICE-BUILDING           | 5,724              | 3,870              | 3,046              | 1,923                 | 3,500              |
| 01-41-10-55120                      | MAINT SERVICE-EQUIPMENT          | 520                | 699                | 379                | 1,139                 | 30,000             |
| 01-41-10-55130                      | MAINT SERVICE-VEHICLE            | 576                | 720                | -                  | 3,212                 | -                  |
| 01-41-10-55131                      | MAINT SERVICE-DAMAGES            | 6,941              | 8,738              | 12,947             | -                     | -                  |
| 01-41-10-55140                      | MAINT SERVICE-STREET             | 11,500             | 3,178              | 9,231              | 3,509                 | 20,000             |
| 01-41-10-55170                      | MAINT SERVICE-OFFICE EQUIP       | -                  | -                  | -                  | -                     | 1,000              |
| 01-41-10-55180                      | MAINT SERVICE-GROUNDS            | 12,627             | 5,400              | 10,840             | 3,613                 | 10,000             |
| 01-41-10-55290                      | MAINT SERVICE-OTHER              | 1,539              | 342                | 832                | -                     | 1,000              |
| 01-41-10-55320                      | ENGINEERING SERVICE              | -                  | -                  | -                  | 6,900                 | -                  |
| 01-41-10-55365                      | SOFTWARE/MAINT AGREEMENTS-OFFICE | 8,756              | 2,778              | 11,287             | (29,292)              | -                  |
| 01-41-10-55370                      | DATA PROCESSING                  | -                  | -                  | -                  | -                     | 3,000              |
| 01-41-10-55490                      | OTHER PROFESSIONAL SERVICES      | 3,883              | 5,641              | 5,407              | 4,566                 | 5,000              |
| 01-41-10-55510                      | POSTAGE                          | -                  | 288                | 593                | -                     | -                  |
| 01-41-10-55520                      | TELEPHONE                        | 4,095              | 2,736              | 4,201              | 2,679                 | 5,000              |
| 01-41-10-55540                      | PRINTING                         | 1,381              | 1,020              | 1,065              | 667                   | 1,000              |
| 01-41-10-55610                      | DUES                             | 525                | 180                | 1,384              | 77                    | 400                |
| 01-41-10-55620                      | TRAVEL EXPENSES                  | -                  | 17                 | -                  | -                     | 2,000              |
| 01-41-10-55630                      | TRAINING                         | 320                | 970                | 989                | 2,605                 | 3,500              |
| 01-41-10-55710                      | UTILITIES                        | 38,085             | 40,958             | 40,213             | 42,341                | 50,000             |
| 01-41-10-55720                      | STREET LIGHTING                  | 112,668            | 128,548            | 150,166            | 134,141               | 150,000            |

**General Fund Expenditures**

| <b>Account Number</b>          | <b>Account Description</b>       | <b>2020 Actual</b> | <b>2021 Actual</b> | <b>2022 Budget</b> | <b>2022 Projected</b> | <b>2023 Budget</b> |
|--------------------------------|----------------------------------|--------------------|--------------------|--------------------|-----------------------|--------------------|
| 01-41-10-55910                 | LIABILITY INSURANCE              | 18,424             | (5,091)            | 9,396              | 29,511                | -                  |
| 01-41-10-55911                 | SELF-FUNDED INS CLAIMS           | -                  | 5,032              | 1,050              | 735                   | -                  |
| 01-41-10-55930                 | RENTALS                          | 14,155             | 13,809             | 12,093             | 13,904                | 15,000             |
| 01-41-10-66110                 | MAINT SUPPLIES-BUILDING          | 470                | 3,560              | 1,782              | 1,639                 | 3,500              |
| 01-41-10-66120                 | MAINT SUPPLIES-EQUIPMENT         | 1,226              | 1,972              | 320                | 2,454                 | -                  |
| 01-41-10-66130                 | MAINT SUPPLIES-VEHICLE           | 457                | 150                | 19                 | 16                    | -                  |
| 01-41-10-66131                 | MAINT SUPPLIES-DAMAGES           | -                  | 358                | 365                | -                     | 400                |
| 01-41-10-66140                 | MAINT SUPPLIES-STREET            | (18,611)           | 15,156             | 27,567             | 17,257                | 30,000             |
| 01-41-10-66160                 | MAINT SUPPLIES-SNOW REMOVAL      | 4,313              | 2,864              | 3,416              | 6,512                 | 10,000             |
| 01-41-10-66170                 | MAINT SUPPLIES-GROUNDS           | 1,412              | 6,290              | 3,258              | 4,887                 | 6,000              |
| 01-41-10-66180                 | MAINT SUPPLIES-TRAFFIC CONTROL   | 14,164             | 7,786              | 18,000             | 9,921                 | 8,000              |
| 01-41-10-66510                 | OFFICE SUPPLIES                  | 1,677              | 1,300              | 1,786              | 1,140                 | 1,000              |
| 01-41-10-66520                 | OPERATING SUPPLIES               | 14,029             | 19,539             | 11,148             | 20,702                | 20,000             |
| 01-41-10-66530                 | SMALL TOOLS                      | 9,615              | 4,130              | 4,458              | 4,044                 | 6,000              |
| 01-41-10-66540                 | JANITORIAL SUPPLIES              | 3,628              | 3,286              | 1,887              | 3,350                 | 4,000              |
| 01-41-10-66550                 | AUTOMOTIVE FUEL/OIL              | 53,018             | (105)              | -                  | 30                    | -                  |
| 01-41-10-66560                 | CHEMICALS                        | 7,658              | 10,647             | 14,079             | 5,549                 | 15,000             |
| 01-41-10-88300                 | EQUIPMENT-CAPITAL                | -                  | 10,500             | -                  | -                     | -                  |
| 01-41-10-88500                 | INFRASTRUCTURE                   | -                  | -                  | -                  | 4,570                 | -                  |
| <b>Total Streets</b>           |                                  | <b>2,116,672</b>   | <b>2,022,479</b>   | <b>2,239,346</b>   | <b>1,933,424</b>      | <b>2,572,800</b>   |
|                                |                                  |                    |                    |                    |                       |                    |
| 01-41-20-44210                 | FULL TIME SALARIES               | 118,295            | 142,637            | 149,072            | 146,136               | 155,100            |
| 01-41-20-44220                 | PART TIME SALARIES               | 5,769              | -                  | -                  | -                     | -                  |
| 01-41-20-44230                 | OVERTIME                         | 771                | 2,271              | 2,212              | 3,030                 | 3,000              |
| 01-41-20-44250                 | SICK PAY                         | 2,569              | 1,961              | 2,712              | 2,712                 | 2,800              |
| 01-41-20-44510                 | HEALTH INSURANCE                 | 27,222             | -                  | -                  | -                     | -                  |
| 01-41-20-44520                 | LIFE INSURANCE                   | 81                 | -                  | -                  | -                     | -                  |
| 01-41-20-44530                 | UNEMPLOYMENT INSURANCE           | 397                | 330                | 344                | 499                   | 500                |
| 01-41-20-44540                 | WORKERS COMPENSATION             | 109,248            | 37,854             | 34,765             | 120,034               | 10,000             |
| 01-41-20-44610                 | FICA                             | 7,542              | 8,645              | 8,940              | 8,731                 | 9,700              |
| 01-41-20-44620                 | IMRF                             | 11,107             | 12,726             | 13,194             | 11,549                | 11,900             |
| 01-41-20-44630                 | MEDICARE                         | 1,764              | 2,022              | 2,091              | 2,042                 | 2,300              |
| 01-41-20-44710                 | UNIFORMS                         | -                  | -                  | -                  | -                     | 800                |
| 01-41-20-44720                 | SAFETY BONUS                     | 250                | 250                | 255                | 250                   | 500                |
| 01-41-20-44740                 | FOOD ALLOWANCE                   | 23                 | 45                 | 47                 | 30                    | 100                |
| 01-41-20-55120                 | MAINT SERVICE-EQUIPMENT          | 19,769             | 24,473             | 28,558             | 24,807                | 50,000             |
| 01-41-20-55130                 | MAINT SERVICE-VEHICLE            | 7,762              | 34,060             | 87,932             | 39,986                | 45,000             |
| 01-41-20-55365                 | SOFTWARE/MAINT AGREEMENTS-OFFICE | -                  | 7,177              | 7,320              | -                     | -                  |
| 01-41-20-55520                 | TELEPHONE                        | 531                | 543                | 482                | 524                   | 550                |
| 01-41-20-55630                 | TRAINING                         | -                  | -                  | -                  | 270                   | 550                |
| 01-41-20-55930                 | RENTALS                          | 675                | 965                | 927                | 896                   | 1,000              |
| 01-41-20-66120                 | MAINT SUPPLIES-EQUIPMENT         | 44,093             | 19,951             | 49,453             | 42,795                | 49,000             |
| 01-41-20-66130                 | MAINT SUPPLIES-VEHICLE           | 55,576             | 50,993             | 57,084             | 61,609                | 60,000             |
| 01-41-20-66510                 | OFFICE SUPPLIES                  | -                  | 67                 | 68                 | -                     | -                  |
| 01-41-20-66520                 | OPERATING SUPPLIES               | 11,605             | 8,170              | 5,502              | 8,586                 | 8,000              |
| 01-41-20-66530                 | SMALL TOOLS                      | 6,996              | 5,304              | 1,912              | 2,354                 | 3,000              |
| 01-41-20-66550                 | AUTOMOTIVE FUEL/OIL              | 6,967              | 239,870            | 245,969            | 335,441               | 400,000            |
| <b>Total Fleet Maintenance</b> |                                  | <b>439,011</b>     | <b>600,313</b>     | <b>698,839</b>     | <b>812,281</b>        | <b>813,800</b>     |
|                                |                                  |                    |                    |                    |                       |                    |
| <b>Total Public Works</b>      |                                  | <b>2,814,773</b>   | <b>2,873,121</b>   | <b>3,113,748</b>   | <b>3,011,173</b>      | <b>3,830,725</b>   |
|                                |                                  |                    |                    |                    |                       |                    |
| 01-45-00-55110                 | MAINT SERVICE-BUILDING           | -                  | -                  | -                  | -                     | 5,000              |
| 01-45-00-55490                 | OTHER PROFESSIONAL SERVICES      | -                  | -                  | -                  | 8,823                 | -                  |
| 01-45-00-55710                 | UTILITIES                        | 5,400              | 5,424              | 4,951              | 4,307                 | 8,000              |
| 01-45-00-55730                 | GARBAGE DISPOSAL                 | 1,529,275          | 1,578,187          | 1,639,438          | 1,505,889             | 1,600,000          |
| 01-45-00-66110                 | MAINT SUPPLIES-BUILDING          | 1,038              | 1,237              | 4,322              | -                     | 6,000              |
| 01-45-00-66120                 | MAINT SUPPLIES-EQUIPMENT         | 141                | -                  | -                  | -                     | -                  |
| 01-45-00-66170                 | MAINT SUPPLIES-GROUNDS           | 331                | 586                | 2,833              | -                     | 10,000             |
| <b>Total Garbage Services</b>  |                                  | <b>1,536,185</b>   | <b>1,585,434</b>   | <b>1,651,544</b>   | <b>1,519,019</b>      | <b>1,629,000</b>   |

**General Fund Expenditures**

| <b>Account Number</b>                 | <b>Account Description</b>       | <b>2020 Actual</b> | <b>2021 Actual</b> | <b>2022 Budget</b> | <b>2022 Projected</b> | <b>2023 Budget</b> |
|---------------------------------------|----------------------------------|--------------------|--------------------|--------------------|-----------------------|--------------------|
| 01-50-00-44210                        | FULL TIME SALARIES               | 584,027            | 676,034            | 605,511            | 507,895               | 576,900            |
| 01-50-00-44220                        | PART TIME SALARIES               | 15,116             | -                  | -                  | -                     | 5,000              |
| 01-50-00-44230                        | OVERTIME                         | 6,564              | 3,778              | 2,000              | 347                   | 600                |
| 01-50-00-44250                        | SICK PAY                         | 15,792             | 17,835             | 5,000              | 5,000                 | 2,800              |
| 01-50-00-44510                        | HEALTH INSURANCE                 | 193,761            | -                  | -                  | -                     | -                  |
| 01-50-00-44520                        | LIFE INSURANCE                   | 638                | -                  | -                  | -                     | -                  |
| 01-50-00-44530                        | UNEMPLOYMENT INSURANCE           | 2,164              | 1,818              | -                  | 2,127                 | 2,000              |
| 01-50-00-44610                        | FICA                             | 35,731             | 40,706             | 37,976             | 30,963                | 36,100             |
| 01-50-00-44620                        | IMRF                             | 50,732             | 59,958             | 49,001             | 38,710                | 44,200             |
| 01-50-00-44630                        | MEDICARE                         | 8,356              | 9,520              | 8,881              | 7,241                 | 8,500              |
| 01-50-00-55170                        | MAINT SERVICE-OFFICE EQUIP       | 1,757              | 1,144              | 1,800              | 838                   | 1,800              |
| 01-50-00-55310                        | ACCOUNTING SERVICE               | 105,123            | 7,970              | -                  | 25,673                | 2,000              |
| 01-50-00-55365                        | SOFTWARE/MAINT AGREEMENTS-OFFICE | -                  | 54                 | 11,205             | 11,205                | 11,200             |
| 01-50-00-55370                        | DATA PROCESSING                  | 4,252              | 6,838              | -                  | 7,944                 | 7,620              |
| 01-50-00-55490                        | OTHER PROFESSIONAL SERVICES      | 78,810             | 96,736             | 3,314              | 64,618                | 69,400             |
| 01-50-00-55510                        | POSTAGE                          | 10                 | -                  | -                  | -                     | -                  |
| 01-50-00-55520                        | TELEPHONE                        | 531                | 509                | 600                | 973                   | 900                |
| 01-50-00-55540                        | PRINTING                         | 1,344              | 1,121              | 2,000              | 1,267                 | 2,000              |
| 01-50-00-55610                        | DUES                             | 350                | 1,020              | 920                | 140                   | 1,000              |
| 01-50-00-55620                        | TRAVEL EXPENSES                  | -                  | 920                | 3,000              | 2,744                 | 2,000              |
| 01-50-00-55630                        | TRAINING                         | 249                | 940                | 7,750              | 2,473                 | 8,000              |
| 01-50-00-55640                        | TUITION REIMBURSEMENT            | 2,964              | 3,000              | -                  | -                     | -                  |
| 01-50-00-55650                        | PUBLICATIONS                     | 249                | -                  | -                  | -                     | -                  |
| 01-50-00-66510                        | OFFICE SUPPLIES                  | 2,694              | 3,071              | 500                | 1,519                 | 1,000              |
| 01-50-00-66520                        | OPERATING SUPPLIES               | 1,886              | 3,898              | 500                | 961                   | 1,000              |
| <b>Total Finance Department</b>       |                                  | <b>1,113,100</b>   | <b>936,869</b>     | <b>739,958</b>     | <b>712,638</b>        | <b>784,020</b>     |
| 01-63-00-44210                        | FULL TIME SALARIES               | -                  | -                  | -                  | -                     | 129,500            |
| 01-63-00-44220                        | PART TIME SALARIES               | -                  | -                  | -                  | -                     | -                  |
| 01-63-00-44230                        | OVERTIME                         | -                  | -                  | -                  | -                     | -                  |
| 01-63-00-44510                        | HEALTH INSURANCE                 | -                  | -                  | -                  | -                     | -                  |
| 01-63-00-44520                        | LIFE INSURANCE                   | -                  | -                  | -                  | -                     | -                  |
| 01-63-00-44530                        | UNEMPLOYMENT INSURANCE           | -                  | -                  | -                  | -                     | 700                |
| 01-63-00-44610                        | FICA                             | -                  | -                  | -                  | -                     | 8,100              |
| 01-63-00-44620                        | IMRF                             | -                  | -                  | -                  | -                     | 9,900              |
| 01-63-00-44630                        | MEDICARE                         | -                  | -                  | -                  | -                     | 1,900              |
| <b>Total City Services Department</b> |                                  | <b>-</b>           | <b>-</b>           | <b>-</b>           | <b>-</b>              | <b>150,100</b>     |

**General Fund Expenditures**

| <b>Account Number</b>              | <b>Account Description</b>       | <b>2020 Actual</b> | <b>2021 Actual</b> | <b>2022 Budget</b> | <b>2022 Projected</b> | <b>2023 Budget</b> |
|------------------------------------|----------------------------------|--------------------|--------------------|--------------------|-----------------------|--------------------|
| 01-64-00-44210                     | FULL TIME SALARIES               | 272,897            | 236,553            | 282,438            | 308,801               | 282,500            |
| 01-64-00-44220                     | PART TIME SALARIES               | 6,308              | -                  | 3,097              | 2,086                 | 2,000              |
| 01-64-00-44230                     | OVERTIME                         | 79                 | -                  | -                  | -                     | -                  |
| 01-64-00-44510                     | HEALTH INSURANCE                 | 39,581             | -                  | -                  | -                     | -                  |
| 01-64-00-44520                     | LIFE INSURANCE                   | 302                | -                  | -                  | -                     | -                  |
| 01-64-00-44530                     | UNEMPLOYMENT INSURANCE           | 730                | 991                | 2,118              | 1,998                 | 1,000              |
| 01-64-00-44610                     | FICA                             | 17,200             | 14,534             | 19,987             | 19,868                | 17,600             |
| 01-64-00-44620                     | IMRF                             | 24,510             | 21,381             | 22,843             | 23,717                | 21,700             |
| 01-64-00-44630                     | MEDICARE                         | 4,023              | 3,399              | 4,283              | 4,520                 | 4,100              |
| 01-64-00-55120                     | MAINT SERVICE-EQUIPMENT          | 145                | 18                 | 113                | 196                   | 100                |
| 01-64-00-55170                     | MAINT SERVICE-OFFICE EQUIP       | 3,546              | 3,533              | 3,686              | 3,376                 | 3,600              |
| 01-64-00-55365                     | SOFTWARE/MAINT AGREEMENTS-OFFICE | 35,047             | 41,616             | 41,225             | 2,690                 | -                  |
| 01-64-00-55370                     | DATA PROCESSING                  | 900                | 900                | 920                | 1,055                 | 1,000              |
| 01-64-00-55490                     | OTHER PROFESSIONAL SERVICES      | 42,859             | 26,352             | 35,318             | 36,111                | 20,000             |
| 01-64-00-55520                     | TELEPHONE                        | 6,078              | 4,078              | 3,956              | 4,353                 | 4,500              |
| 01-64-00-55530                     | PUBLISHING                       | 657                | 150                | 153                | 133                   | 200                |
| 01-64-00-55540                     | PRINTING                         | -                  | 108                | 29                 | 265                   | 500                |
| 01-64-00-55610                     | DUES                             | 1,597              | 832                | -                  | 1,089                 | 1,300              |
| 01-64-00-55620                     | TRAVEL EXPENSES                  | 1                  | -                  | -                  | 4,885                 | 6,100              |
| 01-64-00-55630                     | TRAINING                         | 51                 | 910                | 928                | 1,570                 | 3,800              |
| 01-64-00-55650                     | PUBLICATIONS                     | 564                | -                  | -                  | -                     | -                  |
| 01-64-00-55930                     | RENTALS                          | -                  | -                  | -                  | 150                   | -                  |
| 01-64-00-66510                     | OFFICE SUPPLIES                  | 2,879              | 2,635              | 3,476              | 355                   | 1,000              |
| 01-64-00-66520                     | OPERATING SUPPLIES               | 1,251              | 515                | 399                | 710                   | 600                |
| 01-64-00-66550                     | AUTOMOTIVE FUEL/OIL              | 112                | -                  | -                  | -                     | -                  |
| <b>Total Community Development</b> |                                  | <b>461,315</b>     | <b>358,505</b>     | <b>424,972</b>     | <b>417,928</b>        | <b>371,600</b>     |

**General Fund Expenditures**

| <b>Account Number</b>            | <b>Account Description</b>  | <b>2020 Actual</b> | <b>2021 Actual</b> | <b>2022 Budget</b> | <b>2022 Projected</b> | <b>2023 Budget</b> |
|----------------------------------|-----------------------------|--------------------|--------------------|--------------------|-----------------------|--------------------|
| 01-66-00-44210                   | FULL TIME SALARIES          | 237,002            | 189,684            | 221,000            | 256,523               | 329,800            |
| 01-66-00-44220                   | PART TIME SALARIES          | 12,035             | 32,686             | 3,476              | 13,062                | 5,200              |
| 01-66-00-44250                   | SICK PAY                    | -                  | 13,073             | -                  | -                     | -                  |
| 01-66-00-44510                   | HEALTH INSURANCE            | 89,851             | -                  | -                  | -                     | -                  |
| 01-66-00-44520                   | LIFE INSURANCE              | 291                | -                  | -                  | -                     | -                  |
| 01-66-00-44530                   | UNEMPLOYMENT INSURANCE      | 931                | 1,119              | 1,111              | 1,550                 | 1,500              |
| 01-66-00-44540                   | WORKERS COMPENSATION        | -                  | 15,612             | 25,000             | 27,993                | 5,000              |
| 01-66-00-44610                   | FICA                        | 14,584             | 14,020             | 15,713             | 17,382                | 20,800             |
| 01-66-00-44620                   | IMRF                        | 20,176             | 17,719             | 17,958             | 20,137                | 25,300             |
| 01-66-00-44630                   | MEDICARE                    | 3,411              | 3,279              | 3,367              | 3,964                 | 4,900              |
| 01-66-00-55320                   | ENGINEERING SERVICE         | 4,557              | 7,598              | 11,929             | 2,635                 | 5,000              |
| 01-66-00-55490                   | OTHER PROFESSIONAL SERVICES | 10,213             | 2,372              | 4,840              | 12,460                | 5,000              |
| 01-66-00-55520                   | TELEPHONE                   | 2,943              | 3,527              | 3,486              | 4,469                 | 5,100              |
| 01-66-00-55540                   | PRINTING                    | -                  | 838                | 490                | 1,820                 | 1,000              |
| 01-66-00-55610                   | DUES                        | 15                 | 686                | 700                | 795                   | 2,500              |
| 01-66-00-55630                   | TRAINING                    | 794                | 176                | -                  | 888                   | 3,500              |
| 01-66-00-55650                   | PUBLICATIONS                | -                  | 133                | 136                | 1,066                 | 500                |
| 01-66-00-55910                   | LIABILITY INSURANCE         | -                  | 25,582             | 15,611             | 28,071                | 23,000             |
| 01-66-00-66510                   | OFFICE SUPPLIES             | 337                | 2,949              | 835                | 3,916                 | 3,000              |
| 01-66-00-66520                   | OPERATING SUPPLIES          | 2,112              | 38                 | 468                | 535                   | 500                |
| 01-66-00-66530                   | SMALL TOOLS                 | -                  | -                  | -                  | -                     | 500                |
| 01-66-00-66550                   | AUTOMOTIVE FUEL/OIL         | 2,976              | (28)               | -                  | 49                    | -                  |
| <b>Total Inspections</b>         |                             | <b>402,229</b>     | <b>331,065</b>     | <b>326,120</b>     | <b>397,315</b>        | <b>442,100</b>     |
| 01-71-00-44210                   | FULL TIME SALARIES          | 11,762             | 12,087             | 7,893              | 7,888                 | 9,700              |
| 01-71-00-44220                   | PART TIME SALARIES          | 447,105            | 56,342             | 74,100             | 69,063                | 84,300             |
| 01-71-00-44250                   | SICK PAY                    | -                  | -                  | -                  | 2,707                 | -                  |
| 01-71-00-44510                   | HEALTH INSURANCE            | 1,898              | -                  | -                  | -                     | -                  |
| 01-71-00-44520                   | LIFE INSURANCE              | 15                 | -                  | -                  | -                     | -                  |
| 01-71-00-44530                   | UNEMPLOYMENT INSURANCE      | 630                | 746                | 1,080              | 1,419                 | 1,300              |
| 01-71-00-44610                   | FICA                        | 3,650              | 4,299              | 5,084              | 4,886                 | 5,900              |
| 01-71-00-44620                   | IMRF                        | 1,063              | 1,169              | 789                | 745                   | 800                |
| 01-71-00-44630                   | MEDICARE                    | 854                | 1,005              | 1,189              | 1,143                 | 1,400              |
| 01-71-00-44710                   | UNIFORMS                    | -                  | -                  | 500                | -                     | 600                |
| 01-71-00-55130                   | MAINT SERVICE-VEHICLE       | 3,827              | 5,685              | 8,163              | 6,086                 | 9,000              |
| 01-71-00-55520                   | TELEPHONE                   | 1,593              | 1,394              | 1,341              | 1,016                 | 1,350              |
| 01-71-00-55710                   | UTILITIES                   | 939                | 1,317              | 1,097              | 2,029                 | 2,000              |
| 01-71-00-55910                   | LIABILITY INSURANCE         | -                  | -                  | -                  | 2,288                 | -                  |
| 01-71-00-66130                   | MAINT SUPPLIES-VEHICLE      | 1,522              | 1,686              | 1,544              | 2,346                 | 3,500              |
| 01-71-00-66520                   | OPERATING SUPPLIES          | -                  | -                  | -                  | -                     | 250                |
| 01-71-00-66550                   | AUTOMOTIVE FUEL/OIL         | 6,408              | (84)               | -                  | -                     | -                  |
| <b>Total Senior Shuttle</b>      |                             | <b>481,266</b>     | <b>85,646</b>      | <b>102,780</b>     | <b>101,617</b>        | <b>120,100</b>     |
| 01-71-10-44220                   | PART TIME SALARIES          | 195                | 282                | 249                | 5,175                 | -                  |
| 01-71-10-44530                   | UNEMPLOYMENT INSURANCE      | 2                  | 4                  | 3                  | 100                   | -                  |
| 01-71-10-44610                   | FICA                        | 12                 | 17                 | 15                 | 321                   | -                  |
| 01-71-10-44630                   | MEDICARE                    | 3                  | 4                  | 4                  | 75                    | -                  |
| 01-71-10-55130                   | MAINT SERVICE-VEHICLE       | 39                 | -                  | 40                 | -                     | -                  |
| 01-71-10-66520                   | OPERATING SUPPLIES          | -                  | -                  | -                  | 444                   | -                  |
| 01-71-10-66550                   | AUTOMOTIVE FUEL/OIL         | 106                | -                  | -                  | -                     | -                  |
| <b>Total Hospitality Shuttle</b> |                             | <b>357</b>         | <b>307</b>         | <b>311</b>         | <b>6,115</b>          | <b>-</b>           |

**General Fund Expenditures**

| <b>Account Number</b> | <b>Account Description</b>       | <b>2020 Actual</b> | <b>2021 Actual</b> | <b>2022 Budget</b> | <b>2022 Projected</b> | <b>2023 Budget</b> |
|-----------------------|----------------------------------|--------------------|--------------------|--------------------|-----------------------|--------------------|
| 01-81-00-44210        | FULL TIME SALARIES               | 286,206            | 310,205            | 557,596            | 478,552               | 532,700            |
| 01-81-00-44220        | PART TIME SALARIES               | 148,017            | 161,074            | 159,001            | 162,772               | 225,000            |
| 01-81-00-44230        | OVERTIME                         | 372                | 3,703              | 10,064             | 6,916                 | 8,000              |
| 01-81-00-44250        | SICK PAY                         | -                  | -                  | -                  | -                     | 4,900              |
| 01-81-00-44510        | HEALTH INSURANCE                 | 101,408            | -                  | -                  | 5,570                 | -                  |
| 01-81-00-44520        | LIFE INSURANCE                   | 400                | -                  | -                  | -                     | -                  |
| 01-81-00-44530        | UNEMPLOYMENT INSURANCE           | 2,717              | 2,924              | 3,242              | 5,854                 | 7,000              |
| 01-81-00-44540        | WORKERS COMPENSATION             | 2,105              | 4,091              | 3,174              | 42,782                | 4,000              |
| 01-81-00-44610        | FICA                             | 25,307             | 27,449             | 27,624             | 38,302                | 49,100             |
| 01-81-00-44620        | IMRF                             | 27,017             | 30,085             | 30,551             | 38,078                | 40,800             |
| 01-81-00-44630        | MEDICARE                         | 5,919              | 6,420              | 6,460              | 8,958                 | 11,500             |
| 01-81-00-44710        | UNIFORMS                         | 1,802              | 706                | 1,088              | 1,606                 | 3,500              |
| 01-81-00-44730        | CERTIFICATES                     | 65                 | -                  | -                  | -                     | -                  |
| 01-81-00-55110        | MAINT SERVICE-BUILDING           | 8,459              | 21,011             | 21,754             | 32,682                | 40,000             |
| 01-81-00-55120        | MAINT SERVICE-EQUIPMENT          | 1,594              | 10,583             | 20,000             | 2,118                 | 5,000              |
| 01-81-00-55130        | MAINT SERVICE-VEHICLE            | -                  | 1,331              | -                  | -                     | -                  |
| 01-81-00-55180        | MAINT SERVICE-GROUNDS            | 4,125              | -                  | -                  | 76,629                | 50,000             |
| 01-81-00-55360        | JANITORIAL SERVICE               | 1,803              | 463                | 1,232              | -                     | -                  |
| 01-81-00-55365        | SOFTWARE/MAINT AGREEMENTS-OFFICE | -                  | 1,500              | 2,030              | 1,390                 | 2,000              |
| 01-81-00-55370        | DATA PROCESSING                  | 370                | 604                | 455                | 106                   | -                  |
| 01-81-00-55490        | OTHER PROFESSIONAL SERVICES      | 22,805             | 51,031             | 52,158             | 52,204                | 60,000             |
| 01-81-00-55510        | POSTAGE                          | 91                 | -                  | -                  | -                     | -                  |
| 01-81-00-55520        | TELEPHONE                        | 6,540              | 2,631              | 3,511              | 3,115                 | -                  |
| 01-81-00-55540        | PRINTING                         | 279                | 309                | 1,000              | 336                   | 1,000              |
| 01-81-00-55610        | DUES                             | 1,377              | 1,681              | 1,600              | -                     | 2,000              |
| 01-81-00-55620        | TRAVEL EXPENSES                  | 1,054              | -                  | 4,200              | 1,931                 | 5,000              |
| 01-81-00-55630        | TRAINING                         | 564                | 1,735              | 3,489              | 1,196                 | 3,500              |
| 01-81-00-55640        | TUITION REIMBURSEMENT            | -                  | -                  | 3,000              | -                     | 3,000              |
| 01-81-00-55650        | PUBLICATIONS                     | -                  | -                  | -                  | 154                   | -                  |
| 01-81-00-55660        | EMPLOYEE DEVELOPMENT             | 55                 | -                  | 57                 | -                     | -                  |
| 01-81-00-55710        | UTILITIES                        | 69,368             | 29,824             | 72,084             | 97,121                | 75,000             |
| 01-81-00-55730        | GARBAGE DISPOSAL                 | -                  | -                  | -                  | -                     | 1,000              |
| 01-81-00-55930        | RENTALS                          | 1,687              | 3,340              | 1,688              | 6,641                 | 10,000             |
| 01-81-00-66110        | MAINT SUPPLIES-BUILDING          | 10,775             | 7,633              | 11,253             | 5,553                 | 15,000             |
| 01-81-00-66120        | MAINT SUPPLIES-EQUIPMENT         | 5,149              | 8,547              | 10,002             | 5,981                 | 6,000              |
| 01-81-00-66130        | MAINT SUPPLIES-VEHICLE           | (18)               | 1,079              | 570                | 11                    | -                  |
| 01-81-00-66160        | MAINT SUPPLIES-SNOW REMOVAL      | 3,362              | 617                | 1,028              | 2,540                 | 5,000              |
| 01-81-00-66170        | MAINT SUPPLIES-GROUNDS           | 18,361             | 32,490             | 30,603             | 14,436                | 50,000             |
| 01-81-00-66510        | OFFICE SUPPLIES                  | 7,052              | 6,928              | 7,916              | 3,678                 | 6,000              |
| 01-81-00-66520        | OPERATING SUPPLIES               | 22,152             | 23,343             | 25,151             | 22,355                | 25,000             |
| 01-81-00-66526        | VENDING EXPENSE                  | 137                | 21                 | 52                 | 280                   | 1,000              |
| 01-81-00-66530        | SMALL TOOLS                      | 4,613              | 13,533             | 15,012             | 5,489                 | 15,000             |
| 01-81-00-66540        | JANITORIAL SUPPLIES              | 9,237              | 9,072              | 15,000             | 15,728                | 15,000             |
| 01-81-00-66550        | AUTOMOTIVE FUEL/OIL              | 12,986             | 21                 | -                  | 965                   | -                  |
| 01-81-00-66560        | CHEMICALS                        | 3,489              | 6,567              | 15,000             | 9,694                 | 10,000             |
| 01-81-00-88207        | BUILDING-PARKS                   | -                  | 1,101,999          | -                  | -                     | -                  |
| 01-81-00-88307        | EQUIPMENT-CAPITAL-PARKS          | 31,236             | 26,164             | 30,600             | -                     | -                  |
| <b>Total Parks</b>    |                                  | <b>850,035</b>     | <b>1,910,712</b>   | <b>1,149,243</b>   | <b>1,151,721</b>      | <b>1,292,000</b>   |



**General Fund Expenditures**

| <b>Account Number</b>        | <b>Account Description</b>  | <b>2020 Actual</b> | <b>2021 Actual</b> | <b>2022 Budget</b> | <b>2022 Projected</b> | <b>2023 Budget</b> |
|------------------------------|-----------------------------|--------------------|--------------------|--------------------|-----------------------|--------------------|
| 01-81-10-44210               | FULL TIME SALARIES          | 128,230            | 129,634            | 133,570            | 132,757               | 144,400            |
| 01-81-10-44220               | PART TIME SALARIES          | 53,932             | 44,306             | 41,966             | 45,337                | 47,100             |
| 01-81-10-44230               | OVERTIME                    | 1,548              | 3,095              | 2,142              | 7,031                 | 6,500              |
| 01-81-10-44250               | SICK PAY                    | -                  | 873                | -                  | -                     | 2,100              |
| 01-81-10-44510               | HEALTH INSURANCE            | 56,767             | -                  | -                  | -                     | -                  |
| 01-81-10-44520               | LIFE INSURANCE              | 222                | -                  | -                  | -                     | -                  |
| 01-81-10-44530               | UNEMPLOYMENT INSURANCE      | 1,017              | 1,076              | 1,048              | 1,771                 | 2,500              |
| 01-81-10-44610               | FICA                        | 10,788             | 10,450             | 10,887             | 10,907                | 11,900             |
| 01-81-10-44620               | IMRF                        | 12,886             | 11,502             | 13,549             | 9,990                 | 11,100             |
| 01-81-10-44630               | MEDICARE                    | 2,523              | 2,444              | 2,546              | 2,551                 | 2,800              |
| 01-81-10-44710               | UNIFORMS                    | 325                | 160                | 165                | -                     | 2,000              |
| 01-81-10-55110               | MAINT SERVICE-BUILDING      | 2,950              | 12,629             | 23,440             | 26,887                | 30,000             |
| 01-81-10-55120               | MAINT SERVICE-EQUIPMENT     | 386                | -                  | -                  | -                     | 1,000              |
| 01-81-10-55180               | MAINT SERVICE-GROUNDS       | 8,797              | 11,925             | 10,750             | 15,750                | 15,000             |
| 01-81-10-55490               | OTHER PROFESSIONAL SERVICES | 3,375              | 708                | 804                | 193                   | 1,000              |
| 01-81-10-55520               | TELEPHONE                   | 1,916              | 2,816              | 2,397              | 3,132                 | -                  |
| 01-81-10-55535               | ADVERTISING                 | -                  | 1,875              | 2,933              | 2,600                 | 2,500              |
| 01-81-10-55540               | PRINTING                    | -                  | 611                | 269                | 48                    | 2,000              |
| 01-81-10-55610               | DUES                        | 825                | 270                | 940                | 420                   | 500                |
| 01-81-10-55630               | TRAINING                    | 30                 | 151                | 139                | 1,319                 | 1,000              |
| 01-81-10-55640               | TUITION REIMBURSEMENT       | -                  | -                  | 3,000              | 569                   | 1,500              |
| 01-81-10-55710               | UTILITIES                   | 6,212              | 5,113              | 6,762              | 5,986                 | 6,000              |
| 01-81-10-55930               | RENTALS                     | 2,681              | 1,849              | 1,978              | 7,246                 | 5,000              |
| 01-81-10-66110               | MAINT SUPPLIES-BUILDING     | 11,778             | 7,569              | 14,942             | 4,917                 | 10,000             |
| 01-81-10-66120               | MAINT SUPPLIES-EQUIPMENT    | 735                | 599                | 436                | 2,828                 | 2,500              |
| 01-81-10-66160               | MAINT SUPPLIES-SNOW REMOVAL | 343                | -                  | -                  | -                     | -                  |
| 01-81-10-66170               | MAINT SUPPLIES-GROUNDS      | 9,486              | 11,768             | 12,081             | 13,423                | 20,000             |
| 01-81-10-66510               | OFFICE SUPPLIES             | 854                | 54                 | 263                | 76                    | -                  |
| 01-81-10-66520               | OPERATING SUPPLIES          | 7,872              | 8,474              | 4,243              | 3,655                 | 5,000              |
| 01-81-10-66521               | ANIMAL SUPPLIES             | 7,827              | 9,756              | 11,961             | 10,210                | 12,000             |
| 01-81-10-66522               | VOLUNTEERS                  | 2,764              | 5,001              | 3,857              | 4,803                 | 5,000              |
| 01-81-10-66523               | PROGRAM EXPENSE             | 2,517              | 1,887              | 2,113              | 1,975                 | 2,500              |
| 01-81-10-66524               | SPECIAL EXPENSE (FARM DAYS) | 2,647              | 3,002              | 2,101              | 404                   | 3,000              |
| 01-81-10-66525               | PURCHASE FOR RESELL         | 2,068              | 2,440              | 2,374              | 3,969                 | 2,500              |
| 01-81-10-66526               | VENDING EXPENSE             | 309                | 55                 | 170                | 24                    | 500                |
| 01-81-10-66530               | SMALL TOOLS                 | 1,825              | 1,899              | 647                | 447                   | 2,000              |
| 01-81-10-66540               | JANITORIAL SUPPLIES         | 2,071              | 49                 | 1,303              | -                     | -                  |
| 01-81-10-66550               | AUTOMOTIVE FUEL/OIL         | 1,591              | -                  | -                  | 212                   | -                  |
| 01-81-10-66560               | CHEMICALS                   | 2                  | -                  | 204                | -                     | 500                |
| 01-81-10-88300               | EQUIPMENT-CAPITAL-PARKS     | 1,497              | -                  | -                  | -                     | -                  |
| <b>Total Willoughby Farm</b> |                             | <b>351,595</b>     | <b>294,038</b>     | <b>315,977</b>     | <b>321,437</b>        | <b>361,400</b>     |

**General Fund Expenditures**

| <b>Account Number</b>  | <b>Account Description</b>  | <b>2020 Actual</b> | <b>2021 Actual</b> | <b>2022 Budget</b> | <b>2022 Projected</b> | <b>2023 Budget</b> |
|------------------------|-----------------------------|--------------------|--------------------|--------------------|-----------------------|--------------------|
| 01-81-20-44210         | FULL TIME SALARIES          | 54,513             | 55,178             | 73,055             | 47,434                | 62,700             |
| 01-81-20-44220         | PART TIME SALARIES          | 214,793            | 334,331            | 287,200            | 442,784               | 500,000            |
| 01-81-20-44230         | OVERTIME                    | 1,110              | 4,968              | 5,117              | 9,299                 | 5,000              |
| 01-81-20-44510         | HEALTH INSURANCE            | 9,488              | -                  | -                  | -                     | -                  |
| 01-81-20-44520         | LIFE INSURANCE              | 74                 | -                  | -                  | -                     | -                  |
| 01-81-20-44530         | UNEMPLOYMENT INSURANCE      | 2,801              | 4,491              | 4,348              | 8,945                 | 33,700             |
| 01-81-20-44540         | WORKERS COMPENSATION        | -                  | 546                | 453                | -                     | 1,000              |
| 01-81-20-44610         | FICA                        | 16,751             | 24,432             | 23,018             | 30,920                | 53,400             |
| 01-81-20-44620         | IMRF                        | 4,891              | 4,998              | 6,078              | 3,603                 | 4,800              |
| 01-81-20-44630         | MEDICARE                    | 3,918              | 5,714              | 5,524              | 7,231                 | 12,500             |
| 01-81-20-44710         | UNIFORMS                    | 7,271              | 10,154             | 10,875             | 8,268                 | 10,300             |
| 01-81-20-44730         | CERTIFICATES                | -                  | 90                 | 96                 | -                     | -                  |
| 01-81-20-55110         | MAINT SERVICE-BUILDING      | 10,653             | 7,469              | 14,423             | 24,837                | 25,000             |
| 01-81-20-55120         | MAINT SERVICE-EQUIPMENT     | 17,772             | 27,383             | 35,539             | 12,200                | 15,000             |
| 01-81-20-55490         | OTHER PROFESSIONAL SERVICES | 19,413             | 11,567             | 18,413             | 19,083                | 20,000             |
| 01-81-20-55520         | TELEPHONE                   | 1,106              | 543                | 542                | 423                   | -                  |
| 01-81-20-55535         | ADVERTISING                 | 5,835              | 2,840              | 3,891              | 7,003                 | 8,000              |
| 01-81-20-55540         | PRINTING                    | 1,420              | 1,773              | 1,294              | 1,305                 | 2,000              |
| 01-81-20-55610         | DUES                        | 454                | 454                | 834                | -                     | 1,000              |
| 01-81-20-55620         | TRAVEL EXPENSES             | 1,147              | 380                | 2,000              | 1,604                 | 2,000              |
| 01-81-20-55630         | TRAINING                    | 35                 | 400                | 800                | 611                   | 1,500              |
| 01-81-20-55660         | EMPLOYEE DEVELOPMENT        | 98                 | -                  | -                  | -                     | -                  |
| 01-81-20-55710         | UTILITIES                   | 27,639             | 78,318             | 52,301             | 37,530                | 55,000             |
| 01-81-20-55910         | LIABILITY INSURANCE         | -                  | -                  | 35,000             | -                     | -                  |
| 01-81-20-55930         | RENTALS                     | 2,603              | 776                | 2,865              | -                     | 2,500              |
| 01-81-20-66110         | MAINT SUPPLIES-BUILDING     | 4,998              | 4,012              | 4,828              | 4,835                 | 5,000              |
| 01-81-20-66120         | MAINT SUPPLIES-EQUIPMENT    | 1,703              | 8,063              | 8,210              | 14,190                | 10,000             |
| 01-81-20-66170         | MAINT SUPPLIES-GROUNDS      | 914                | -                  | 941                | 10,177                | 1,500              |
| 01-81-20-66510         | OFFICE SUPPLIES             | 781                | 1,287              | 1,210              | 1,449                 | 1,500              |
| 01-81-20-66520         | OPERATING SUPPLIES          | 8,703              | 16,244             | 40,832             | 22,359                | 25,000             |
| 01-81-20-66523         | PROGRAM SUPPLIES            | 1,354              | 2,007              | 1,871              | 1,132                 | 2,000              |
| 01-81-20-66524         | SPECIAL EVENT EXPENSE       | -                  | 459                | 79                 | 1,185                 | 2,500              |
| 01-81-20-66525         | MERCHANDISE FOR RESALE      | 8,371              | 14,989             | 15,628             | 19,611                | 15,000             |
| 01-81-20-66527         | FOOD & BEVERAGE FOR RESALE  | 21,436             | 51,171             | -                  | -                     | -                  |
| 01-81-20-66528         | ALCOHOL FOR RESALE          | -                  | 785                | -                  | -                     | -                  |
| 01-81-20-66529         | CONCESSIONS SUPPLIES        | -                  | 2,141              | -                  | -                     | -                  |
| 01-81-20-66530         | SMALL TOOLS                 | 73                 | 583                | 594                | 589                   | 600                |
| 01-81-20-66540         | JANITORIAL SUPPLIES         | 3,300              | 1,132              | 4,717              | 2,766                 | 4,000              |
| 01-81-20-66550         | AUTOMOTIVE FUEL/OIL         | -                  | 1,125              | -                  | -                     | -                  |
| 01-81-20-66560         | CHEMICALS                   | 12,052             | 24,112             | 32,298             | 31,334                | 35,000             |
| 01-81-20-88307         | EQUIPMENT-CAPITAL-PARKS     | 5,099              | -                  | -                  | -                     | -                  |
| <b>Total Aqua Park</b> |                             | <b>472,566</b>     | <b>704,914</b>     | <b>694,877</b>     | <b>772,707</b>        | <b>917,500</b>     |

**General Fund Expenditures**

| <b>Account Number</b>                                     | <b>Account Description</b>  | <b>2020 Actual</b> | <b>2021 Actual</b> | <b>2022 Budget</b> | <b>2022 Projected</b> | <b>2023 Budget</b> |
|-----------------------------------------------------------|-----------------------------|--------------------|--------------------|--------------------|-----------------------|--------------------|
| 01-81-30-44210                                            | FULL TIME SALARIES          | 47,049             | 48,350             | 59,687             | 48,362                | 62,700             |
| 01-81-30-44220                                            | PART TIME SALARIES          | 36,453             | 34,282             | 43,551             | 91,157                | 100,000            |
| 01-81-30-44230                                            | OVERTIME                    | -                  | -                  | -                  | 694                   | 700                |
| 01-81-30-44250                                            | SICK PAY                    | -                  | -                  | -                  | 10,827                | -                  |
| 01-81-30-44510                                            | HEALTH INSURANCE            | 7,591              | -                  | -                  | -                     | -                  |
| 01-81-30-44520                                            | LIFE INSURANCE              | 59                 | -                  | -                  | -                     | -                  |
| 01-81-30-44530                                            | UNEMPLOYMENT INSURANCE      | 577                | 571                | 755                | 2,307                 | 5,000              |
| 01-81-30-44610                                            | FICA                        | 5,167              | 5,347              | 5,738              | 9,327                 | 11,300             |
| 01-81-30-44620                                            | IMRF                        | 4,254              | 4,678              | 4,465              | 4,482                 | 4,800              |
| 01-81-30-44630                                            | MEDICARE                    | 1,208              | 1,251              | 1,342              | 2,181                 | 2,700              |
| 01-81-30-44710                                            | UNIFORMS                    | -                  | 705                | 719                | 1,528                 | 1,500              |
| 01-81-30-55490                                            | OTHER PROFESSIONAL SERVICES | 9,480              | 31,981             | 40,744             | 47,084                | 43,500             |
| 01-81-30-55520                                            | TELEPHONE                   | 581                | 569                | 537                | 563                   | -                  |
| 01-81-30-55535                                            | ADVERTISING                 | 13                 | 225                | 13                 | 2,600                 | 500                |
| 01-81-30-55540                                            | PRINTING                    | 523                | -                  | -                  | -                     | 1,000              |
| 01-81-30-55610                                            | DUES                        | 259                | 15                 | 15                 | 230                   | 300                |
| 01-81-30-55620                                            | TRAVEL EXPENSES             | 1,093              | -                  | -                  | -                     | 1,000              |
| 01-81-30-55630                                            | TRAINING                    | 60                 | 280                | -                  | -                     | 300                |
| 01-81-30-55930                                            | RENTALS                     | 42                 | 2,804              | 2,431              | 598                   | 1,500              |
| 01-81-30-66520                                            | OPERATING SUPPLIES          | -                  | 610                | 623                | 337                   | 500                |
| 01-81-30-66523                                            | PROGRAM EXPENSE             | 11,746             | 31,091             | 26,679             | 27,733                | 26,000             |
| 01-81-30-66524                                            | SPECIAL EXPENSE             | 1,081              | 15,466             | 13,119             | 26,726                | 25,000             |
| <b>Total Recreation</b>                                   |                             | <b>127,236</b>     | <b>178,227</b>     | <b>200,418</b>     | <b>276,739</b>        | <b>288,300</b>     |
| <b>Total Parks &amp; Recreation Department</b>            |                             | <b>2,283,055</b>   | <b>3,173,844</b>   | <b>2,463,606</b>   | <b>2,630,335</b>      | <b>2,979,300</b>   |
| 01-90-00-44210                                            | FULL TIME SALARIES          | -                  | 211                | 13,687             | 20,981                | -                  |
| 01-90-00-44220                                            | PART TIME SALARIES          | -                  | 549                | 49,949             | 59,989                | -                  |
| 01-90-00-44250                                            | SICK PAY                    | -                  | -                  | 956                | -                     | -                  |
| 01-90-00-44530                                            | UNEMPLOYMENT INSURANCE      | -                  | -                  | 677                | 1,222                 | -                  |
| 01-90-00-44610                                            | FICA                        | -                  | 46                 | 3,945              | 4,936                 | -                  |
| 01-90-00-44620                                            | IMRF                        | -                  | 15                 | 1,095              | 1,959                 | -                  |
| 01-90-00-44630                                            | MEDICARE                    | -                  | 11                 | 923                | 1,154                 | -                  |
| 01-90-00-44710                                            | UNIFORMS                    | -                  | -                  | -                  | 523                   | -                  |
| 01-90-00-44730                                            | CERTIFICATIONS              | -                  | -                  | 650                | -                     | -                  |
| 01-90-00-55490                                            | OTHER PROFESSIONAL SERVICE  | -                  | -                  | 1,125              | 4,640                 | -                  |
| 01-90-00-55520                                            | TELEPHONE                   | -                  | -                  | 1,152              | 170                   | -                  |
| 01-90-00-55540                                            | PRINTING                    | -                  | -                  | 125                | -                     | -                  |
| 01-90-00-55610                                            | DUES                        | -                  | -                  | -                  | 315                   | -                  |
| 01-90-00-55630                                            | TRAINING                    | -                  | -                  | -                  | 479                   | -                  |
| 01-90-00-66120                                            | MAINT SUPPLIES - EQUIPMENT  | -                  | -                  | 5,000              | 290                   | -                  |
| 01-90-00-66520                                            | OPERATING SUPPLIES          | -                  | -                  | 2,000              | 1,192                 | -                  |
| 01-90-00-66527                                            | FOOD FOR RESALE             | -                  | 550                | 28,000             | 196,941               | -                  |
| 01-90-00-66528                                            | ALCOHOL FOR RESALE          | -                  | -                  | 23,000             | 13,212                | -                  |
| <b>Total Convention Center Catering &amp; Concessions</b> |                             | <b>-</b>           | <b>1,381</b>       | <b>132,284</b>     | <b>308,004</b>        | <b>-</b>           |

**General Fund Expenditures**

| <b>Account Number</b>                            | <b>Account Description</b> | <b>2020 Actual</b> | <b>2021 Actual</b> | <b>2022 Budget</b> | <b>2022 Projected</b> | <b>2023 Budget</b> |
|--------------------------------------------------|----------------------------|--------------------|--------------------|--------------------|-----------------------|--------------------|
| 01-90-20-44210                                   | FULL TIME SALARIES         | -                  | 204                | 13,284             | 16,970                | 41,400             |
| 01-90-20-44220                                   | PART TIME SALARIES         | -                  | 39                 | 50,000             | 55,401                | 50,000             |
| 01-90-20-44530                                   | UNEMPLOYMENT INSURANCE     | -                  | -                  | 874                | 1,118                 | 300                |
| 01-90-20-44610                                   | FICA                       | -                  | 14                 | 3,924              | 4,464                 | 2,600              |
| 01-90-20-44620                                   | IMRF                       | -                  | 14                 | 1,063              | 1,595                 | 3,200              |
| 01-90-20-44630                                   | MEDICARE                   | -                  | 3                  | 918                | 1,044                 | 600                |
| 01-90-20-44710                                   | UNIFORMS                   | -                  | -                  | -                  | 348                   | 500                |
| 01-90-20-44730                                   | CERTIFICATIONS             | -                  | -                  | 150                | -                     | -                  |
| 01-90-20-55120                                   | MAINT SERVICE-EQUIPMENT    | -                  | -                  | 1,000              | -                     | 1,000              |
| 01-90-20-55365                                   | SOFTWARE LICENSE           | -                  | -                  | -                  | -                     | -                  |
| 01-90-20-55490                                   | OTHER PROFESSIONAL SERVICE | -                  | -                  | 1,000              | 3,173                 | 1,000              |
| 01-90-20-55540                                   | PRINTING                   | -                  | -                  | 1,000              | 205                   | 1,000              |
| 01-90-20-55630                                   | TRAINING                   | -                  | -                  | -                  | 550                   | 1,000              |
| 01-90-20-66520                                   | OPERATING SUPPLIES         | -                  | -                  | 1,750              | 463                   | 1,500              |
| 01-90-20-66527                                   | FOOD FOR RESALE            | -                  | -                  | 15,628             | 53,411                | 60,000             |
| 01-90-20-66528                                   | ALCOHOL FOR RESALE         | -                  | -                  | 950                | -                     | 1,000              |
| 01-90-20-66540                                   | JANITORIAL SUPPLIES        | -                  | -                  | 1,750              | -                     | 1,000              |
| <b>Total Aqua Park Concessions</b>               |                            | <b>-</b>           | <b>275</b>         | <b>93,290</b>      | <b>138,743</b>        | <b>166,100</b>     |
| 01-82-10-44220                                   | PART TIME SALARIES         | 887                | 3,090              | -                  | -                     | -                  |
| 01-82-10-44530                                   | UNEMPLOYMENT INSURANCE     | 11                 | 39                 | -                  | -                     | -                  |
| 01-82-10-44610                                   | FICA                       | 55                 | 192                | -                  | -                     | -                  |
| 01-82-10-44630                                   | MEDICARE                   | 13                 | 45                 | -                  | -                     | -                  |
| 01-82-10-44730                                   | CERTIFICATIONS             | -                  | 180                | -                  | -                     | -                  |
| 01-82-10-55630                                   | TRAINING                   | 91                 | -                  | -                  | -                     | -                  |
| 01-82-10-66520                                   | OPERATING SUPPLIES         | 1,015              | 256                | -                  | -                     | -                  |
| 01-82-10-66527                                   | FOOD & BEVERAGE FOR RESALE | 4,910              | 13,322             | -                  | -                     | -                  |
| 01-82-10-66529                                   | CONCESSIONS SUPPLIES       | -                  | 119                | -                  | -                     | -                  |
| 01-90-30-44210                                   | FULL TIME SALARIES         | -                  | 204                | 13,284             | 16,970                | 41,400             |
| 01-90-30-44220                                   | PART TIME SALARIES         | -                  | 39                 | 5,000              | 17,925                | 20,000             |
| 01-90-30-44530                                   | UNEMPLOYMENT INSURANCE     | -                  | -                  | 1,412              | 399                   | 300                |
| 01-90-30-44610                                   | FICA                       | -                  | 14                 | 1,134              | 2,118                 | 2,600              |
| 01-90-30-44620                                   | IMRF                       | -                  | 14                 | 1,063              | 1,584                 | 3,200              |
| 01-90-30-44630                                   | MEDICARE                   | -                  | 3                  | 265                | 495                   | 600                |
| 01-90-30-44710                                   | UNIFORMS                   | -                  | -                  | -                  | 132                   | 500                |
| 01-90-30-44730                                   | CERTIFICATIONS             | -                  | -                  | 150                | -                     | -                  |
| 01-90-30-55120                                   | MAINT SERVICE-EQUIPMENT    | -                  | -                  | 1,000              | -                     | 1,000              |
| 01-90-30-55365                                   | SOFTWARE LICENSE           | -                  | -                  | -                  | -                     | -                  |
| 01-90-30-55490                                   | OTHER PROFESSIONAL SERVICE | -                  | -                  | 1,000              | 1,411                 | 1,000              |
| 01-90-30-55540                                   | PRINTING                   | -                  | -                  | 1,000              | -                     | 1,000              |
| 01-90-30-55630                                   | TRAINING                   | -                  | -                  | -                  | 150                   | 500                |
| 01-90-30-66520                                   | OPERATING SUPPLIES         | -                  | -                  | 261                | -                     | 500                |
| 01-90-30-66527                                   | FOOD FOR RESALE            | -                  | -                  | 12,823             | 3,017                 | 15,000             |
| 01-90-30-66528                                   | ALCOHOL FOR RESALE         | -                  | -                  | 1,035              | -                     | 1,000              |
| 01-90-30-66529                                   | CONCESSIONS SUPPLIES       | -                  | -                  | 326                | -                     | 1,000              |
| <b>Total Sports Complex Concessions</b>          |                            | <b>6,982</b>       | <b>17,519</b>      | <b>39,753</b>      | <b>44,201</b>         | <b>89,600</b>      |
| <b>Total Catering &amp; Concessions Services</b> |                            | <b>6,982</b>       | <b>19,175</b>      | <b>265,327</b>     | <b>490,948</b>        | <b>255,700</b>     |

**General Fund Expenditures**

| <b>Account Number</b>                         | <b>Account Description</b>  | <b>2020 Actual</b> | <b>2021 Actual</b> | <b>2022 Budget</b> | <b>2022 Projected</b> | <b>2023 Budget</b> |
|-----------------------------------------------|-----------------------------|--------------------|--------------------|--------------------|-----------------------|--------------------|
| 02-00-00-44230                                | OVERTIME                    | 1,447              | 891                | -                  | 1,659                 | -                  |
| 02-00-00-44630                                | MEDICARE                    | 20                 | 12                 | -                  | 23                    | -                  |
| 02-00-00-44710                                | UNIFORMS                    | 340                | -                  | -                  | -                     | -                  |
| 02-00-00-55490                                | OTHER PROFESSIONAL SERVICES | -                  | 1,500              | -                  | -                     | -                  |
| 02-00-00-55620                                | TRAVEL EXPENSES             | -                  | 4,866              | 5,012              | -                     | -                  |
| 02-00-00-55630                                | TRAINING                    | -                  | 1,700              | 10,000             | -                     | -                  |
| 02-00-00-66520                                | OPERATING SUPPLIES          | 5,193              | 912                | 250                | -                     | -                  |
| 02-00-00-88000                                | CAPITAL TO BE ASSIGNED      | -                  | -                  | -                  | -                     | -                  |
| 02-00-00-88202                                | BUILDING                    | 1,160              | -                  | -                  | -                     | -                  |
| 02-00-00-88302                                | EQUIPMENT-CAPITAL-POLICE    | 20,324             | 21,237             | 137,000            | 5,970                 | -                  |
| 02-00-00-88400                                | VEHICLES                    | -                  | -                  | -                  | 15,704                | 42,000             |
| 02-00-00-88602                                | EQUIP-FORFEITURE-POLICE     | -                  | -                  | -                  | -                     | 95,000             |
| <b>Total Police Forfeiture Fund</b>           |                             | <b>28,484</b>      | <b>31,118</b>      | <b>152,262</b>     | <b>23,356</b>         | <b>137,000</b>     |
| 05-50-00-44210                                | FULL TIME SALARIES          | -                  | -                  | -                  | -                     | 234,700            |
| 05-50-00-44250                                | SICK PAY                    | -                  | -                  | -                  | -                     | 2,900              |
| 05-50-00-44530                                | UNEMPLOYMENT INSURANCE      | -                  | -                  | -                  | -                     | 800                |
| 05-50-00-44610                                | FICA                        | -                  | -                  | -                  | -                     | 14,600             |
| 05-50-00-44620                                | IMRF                        | -                  | -                  | -                  | -                     | 18,000             |
| 05-50-00-44630                                | MEDICARE                    | -                  | -                  | -                  | -                     | 3,500              |
| 05-50-00-55370                                | DATA PROCESSING             | -                  | -                  | -                  | -                     | 4,750              |
| 05-50-00-55520                                | TELEPHONE                   | -                  | -                  | -                  | -                     | 1,000              |
| 05-50-00-55610                                | DUES                        | -                  | -                  | -                  | -                     | 500                |
| 05-50-00-55620                                | TRAVEL EXPENSE              | -                  | -                  | -                  | -                     | 1,100              |
| 05-50-00-55630                                | TRAINING                    | -                  | -                  | -                  | -                     | 1,100              |
| 05-50-00-55930                                | RENTALS                     | -                  | -                  | -                  | -                     | 4,120              |
| 05-50-00-66510                                | OFFICE SUPPLIES             | -                  | -                  | -                  | -                     | 3,000              |
| 05-50-00-66520                                | OPERATING SUPPLIES          | -                  | -                  | -                  | -                     | 2,400              |
| <b>Total Convention Center Administration</b> |                             | <b>-</b>           | <b>-</b>           | <b>-</b>           | <b>-</b>              | <b>292,470</b>     |

**General Fund Expenditures**

| <b>Account Number</b>                      | <b>Account Description</b>  | <b>2020 Actual</b> | <b>2021 Actual</b> | <b>2022 Budget</b> | <b>2022 Projected</b> | <b>2023 Budget</b> |
|--------------------------------------------|-----------------------------|--------------------|--------------------|--------------------|-----------------------|--------------------|
| 05-90-00-44210                             | FULL TIME SALARIES          | 146,566            | 112,609            | 246,284            | 249,859               | 42,700             |
| 05-90-00-44220                             | PART TIME SALARIES          | -                  | -                  | -                  | 7,385                 | 85,000             |
| 05-90-00-44250                             | SICK PAY                    | -                  | -                  | 2,743              | -                     | -                  |
| 05-90-00-44510                             | HEALTH INSURANCE            | 37,842             | -                  | -                  | -                     | -                  |
| 05-90-00-44520                             | LIFE INSURANCE              | 129                | -                  | -                  | -                     | -                  |
| 05-90-00-44530                             | UNEMPLOYMENT INSURANCE      | 312                | 496                | 492                | 892                   | 10,000             |
| 05-90-00-44610                             | FICA                        | 8,749              | 6,893              | 15,270             | 15,355                | 17,600             |
| 05-90-00-44620                             | IMRF                        | 12,742             | 10,097             | 19,703             | 18,656                | 3,300              |
| 05-90-00-44630                             | MEDICARE                    | 2,046              | 1,612              | 3,571              | 3,591                 | 4,100              |
| 05-90-00-44710                             | UNIFORMS                    | -                  | -                  | -                  | -                     | 1,000              |
| 05-90-00-55120                             | MAINT SERVICE-EQUIPMENT     | 52                 | -                  | -                  | -                     | -                  |
| 05-90-00-55170                             | MAINT SERVICE-OFFICE EQUIP  | -                  | 2,031              | -                  | -                     | -                  |
| 05-90-00-55370                             | DATA PROCESSING             | 4,752              | 4,752              | 4,752              | 396                   | -                  |
| 05-90-00-55490                             | OTHER PROFESSIONAL SERVICES | 5,249              | 1,350              | -                  | -                     | 6,000              |
| 05-90-00-55510                             | POSTAGE                     | 45                 | -                  | -                  | -                     | -                  |
| 05-90-00-55520                             | TELEPHONE                   | -                  | 386                | 576                | 817                   | 1,100              |
| 05-90-00-55540                             | PRINTING                    | 150                | -                  | -                  | -                     | 125                |
| 05-90-00-55610                             | DUES                        | 495                | 375                | 495                | 297                   | -                  |
| 05-90-00-55620                             | TRAVEL EXPENSES             | -                  | 162                | 1,100              | -                     | -                  |
| 05-90-00-55630                             | TRAINING                    | -                  | -                  | 1,100              | -                     | 500                |
| 05-90-00-55910                             | LIABILITY INSURANCE         | -                  | 1,600              | -                  | -                     | -                  |
| 05-90-00-55930                             | RENTALS                     | 3,741              | 4,108              | 4,104              | 4,105                 | -                  |
| 05-90-00-66120                             | MAINT SUPPLIES-EQUIPMENT    | -                  | -                  | -                  | -                     | 5,000              |
| 05-90-00-66510                             | OFFICE SUPPLIES             | 3,403              | 2,287              | 3,000              | 4,201                 | -                  |
| 05-90-00-66520                             | OPERATING SUPPLIES          | 1,156              | 1,149              | 2,400              | 2,166                 | 2,000              |
| 05-90-00-66527                             | FOOD FOR RESALE             | -                  | -                  | -                  | -                     | 102,000            |
| 05-90-00-66528                             | ALCOHOL FOR RESALE          | -                  | -                  | -                  | -                     | 16,100             |
| 05-90-00-66550                             | AUTOMOTIVE FUEL/OIL         | 644                | -                  | -                  | -                     | -                  |
| <b>Total Convention Center Concessions</b> |                             | <b>228,074</b>     | <b>149,907</b>     | <b>305,589</b>     | <b>307,720</b>        | <b>296,525</b>     |

**General Fund Expenditures**

| <b>Account Number</b> | <b>Account Description</b>            | <b>2020 Actual</b> | <b>2021 Actual</b> | <b>2022 Budget</b> | <b>2022 Projected</b> | <b>2023 Budget</b> |
|-----------------------|---------------------------------------|--------------------|--------------------|--------------------|-----------------------|--------------------|
| 05-91-00-44210        | FULL TIME SALARIES                    | 173,752            | 151,205            | 161,535            | 113,698               | 102,400            |
| 05-91-00-44250        | SICK PAY                              | -                  | -                  | 2,839              | 1,162                 | -                  |
| 05-91-00-44510        | HEALTH INSURANCE                      | 48,636             | -                  | -                  | -                     | -                  |
| 05-91-00-44520        | LIFE INSURANCE                        | 203                | -                  | -                  | -                     | -                  |
| 05-91-00-44530        | UNEMPLOYMENT INSURANCE                | 522                | 413                | 412                | 691                   | 500                |
| 05-91-00-44610        | FICA                                  | 10,283             | 8,790              | 10,015             | 6,919                 | 6,400              |
| 05-91-00-44620        | IMRF                                  | 14,970             | 12,937             | 12,923             | 8,673                 | 7,900              |
| 05-91-00-44630        | MEDICARE                              | 2,405              | 2,056              | 2,342              | 1,618                 | 1,500              |
| 05-91-00-55365        | SOFTWARE/MAINT AGREEMENTS-OFFICE      | 190                | 2,339              | 2,472              | 2,171                 | 2,500              |
| 05-91-00-55370        | DATA PROCESSING                       | 1,203              | 166                | -                  | -                     | -                  |
| 05-91-00-55407        | PROFESSIONAL SERVICES - VENDOR        | 12,711             | 11,535             | 64,000             | 91,508                | 64,000             |
| 05-91-00-55490        | OTHER PROFESSIONAL SERVICES           | 4,655              | 95                 | -                  | 2,430                 | -                  |
| 05-91-00-55515        | EXPO/MISC FEES                        | 756                | -                  | 2,000              | -                     | 2,000              |
| 05-91-00-55520        | TELEPHONE                             | 1,480              | 1,161              | 1,152              | 2,167                 | 1,020              |
| 05-91-00-55530        | PUBLISHING                            | 950                | -                  | -                  | -                     | -                  |
| 05-91-00-55535        | ADVERTISING                           | 5,910              | 500                | 15,000             | 15,000                | 15,000             |
| 05-91-00-55540        | PRINTING                              | 105                | 198                | 400                | 292                   | 500                |
| 05-91-00-55610        | DUES                                  | 833                | 495                | 495                | -                     | -                  |
| 05-91-00-55620        | TRAVEL EXPENSES                       | 81                 | 82                 | 1,000              | -                     | 1,000              |
| 05-91-00-55630        | TRAINING                              | -                  | -                  | 300                | -                     | 500                |
| 05-91-00-66520        | OPERATING SUPPLIES                    | 23                 | 100                | -                  | -                     | -                  |
|                       | <b>Total Convention Center Sales</b>  | <b>279,669</b>     | <b>192,074</b>     | <b>276,885</b>     | <b>246,329</b>        | <b>205,220</b>     |
| 05-92-00-44210        | FULL TIME SALARIES                    | 188,401            | 173,245            | 209,044            | 188,891               | 200,500            |
| 05-92-00-44220        | PART TIME SALARIES                    | 3,125              | 35,425             | 10,400             | 16,935                | 7,800              |
| 05-92-00-44230        | OVERTIME                              | -                  | 475                | -                  | -                     | 3,000              |
| 05-92-00-44250        | SICK PAY                              | -                  | -                  | 984                | 554                   | 2,500              |
| 05-92-00-44510        | HEALTH INSURANCE                      | 54,348             | -                  | -                  | -                     | -                  |
| 05-92-00-44520        | LIFE INSURANCE                        | 324                | -                  | -                  | -                     | -                  |
| 05-92-00-44530        | UNEMPLOYMENT INSURANCE                | 770                | 1,261              | 1,131              | 1,557                 | 3,000              |
| 05-92-00-44540        | WORKERS COMPENSATION                  | -                  | 19,960             | -                  | 3,060                 | 5,000              |
| 05-92-00-44610        | FICA                                  | 11,212             | 12,582             | 13,606             | 12,963                | 13,000             |
| 05-92-00-44620        | IMRF                                  | 16,046             | 15,246             | 16,723             | 14,543                | 15,400             |
| 05-92-00-44630        | MEDICARE                              | 2,622              | 2,943              | 3,182              | 3,032                 | 3,100              |
| 05-92-00-55365        | SOFTWARE/MAINT AGREEMENTS-OFFICE      | 3,100              | 8,582              | 7,310              | 6,135                 | 7,700              |
| 05-92-00-55407        | PROFESSIONAL SERVICES - VENDOR        | 44                 | 3,546              | 25,000             | 29,252                | 32,000             |
| 05-92-00-55490        | OTHER PROFESSIONAL SERVICES           | 23,485             | 85,641             | 113,580            | 202,116               | 105,000            |
| 05-92-00-55520        | TELEPHONE                             | -                  | 1,339              | 2,880              | 3,677                 | 2,880              |
| 05-92-00-55540        | PRINTING                              | 220                | -                  | -                  | -                     | -                  |
| 05-92-00-55610        | DUES                                  | 645                | 300                | 645                | 323                   | 645                |
| 05-92-00-55620        | TRAVEL EXPENSES                       | -                  | -                  | 700                | -                     | 700                |
| 05-92-00-55630        | TRAINING                              | -                  | -                  | 3,100              | 360                   | 3,100              |
| 05-92-00-66120        | MAINT SUPPLIES-BUILDING               | -                  | 389                | -                  | 5,000                 | -                  |
| 05-92-00-66510        | OFFICE SUPPLIES                       | -                  | 10                 | -                  | 9,033                 | -                  |
| 05-92-00-66520        | OPERATING SUPPLIES                    | 3,357              | 6,281              | 8,850              | 603                   | 8,850              |
| 05-92-00-66527        | FOOD & BEVERAGE FOR RESALE            | -                  | 32,836             | -                  | 12,372                | -                  |
| 05-92-00-66528        | ALCOHOLIC BEVERAGE FOR RESALE         | -                  | 35,800             | -                  | 697                   | -                  |
|                       | <b>Total Convention Center Events</b> | <b>307,700</b>     | <b>435,859</b>     | <b>417,134</b>     | <b>511,103</b>        | <b>414,175</b>     |

**General Fund Expenditures**

| <b>Account Number</b> | <b>Account Description</b>                | <b>2020 Actual</b> | <b>2021 Actual</b> | <b>2022 Budget</b> | <b>2022 Projected</b> | <b>2023 Budget</b> |
|-----------------------|-------------------------------------------|--------------------|--------------------|--------------------|-----------------------|--------------------|
| 05-93-00-44210        | FULL TIME SALARIES                        | 217,940            | 230,662            | 328,524            | 345,684               | 272,900            |
| 05-93-00-44220        | PART TIME SALARIES                        | 123,887            | 151,598            | 208,598            | 266,598               | 243,400            |
| 05-93-00-44230        | OVERTIME                                  | 679                | 241                | 3,446              | 451                   | 3,000              |
| 05-93-00-44250        | SICK PAY                                  | -                  | 824                | 4,635              | 5,311                 | 2,500              |
| 05-93-00-44510        | HEALTH INSURANCE                          | 36,229             | -                  | -                  | -                     | -                  |
| 05-93-00-44520        | LIFE INSURANCE                            | 277                | -                  | -                  | -                     | -                  |
| 05-93-00-44530        | UNEMPLOYMENT INSURANCE                    | 2,544              | 3,127              | 3,626              | 6,887                 | 9,800              |
| 05-93-00-44540        | WORKERS COMPENSATION                      | 5,239              | 8,806              | -                  | 1,712                 | 500                |
| 05-93-00-44610        | FICA                                      | 21,211             | 23,567             | 33,515             | 38,022                | 32,200             |
| 05-93-00-44620        | IMRF                                      | 19,650             | 22,384             | 26,282             | 27,309                | 20,900             |
| 05-93-00-44630        | MEDICARE                                  | 4,961              | 5,512              | 7,838              | 8,892                 | 7,600              |
| 05-93-00-44710        | UNIFORMS                                  | 1,415              | 1,073              | 1,000              | 867                   | 1,000              |
| 05-93-00-55110        | MAINT SERVICE-BUILDING                    | 25,116             | 22,564             | 46,000             | 30,768                | 46,000             |
| 05-93-00-55120        | MAINT SERVICE-EQUIPMENT                   | 15,182             | 10,421             | 30,000             | 576                   | 30,000             |
| 05-93-00-55180        | MAINT SERVICE-GROUNDS                     | -                  | 610                | 8,500              | 6,371                 | 8,500              |
| 05-93-00-55370        | DATA PROCESSING                           | 124                | -                  | -                  | -                     | -                  |
| 05-93-00-55490        | OTHER PROFESSIONAL SERVICES               | 33                 | 5                  | -                  | 1,681                 | -                  |
| 05-93-00-55520        | TELEPHONE                                 | 5,750              | 1,962              | 1,728              | 1,897                 | 1,525              |
| 05-93-00-55540        | PRINTING                                  | -                  | -                  | -                  | 115                   | -                  |
| 05-93-00-55610        | DUES                                      | -                  | 150                | 645                | 409                   | -                  |
| 05-93-00-55620        | TRAVEL EXPENSES                           | -                  | -                  | 600                | 872                   | -                  |
| 05-93-00-55630        | TRAINING                                  | 720                | -                  | 4,000              | 4,490                 | 4,000              |
| 05-93-00-55710        | UTILITIES                                 | 183,481            | 231,080            | 240,000            | 263,255               | 276,000            |
| 05-93-00-55730        | GARBAGE DISPOSAL                          | 1,801              | 833                | 3,200              | 1,350                 | 4,000              |
| 05-93-00-55930        | RENTALS                                   | 4,479              | 1,740              | 1,740              | 1,740                 | 1,740              |
| 05-93-00-66110        | MAINT SUPPLIES-BUILDING                   | 21,162             | 17,379             | 35,526             | 27,454                | 38,000             |
| 05-93-00-66120        | MAINT SUPPLIES-EQUIPMENT                  | 744                | 2,906              | 20,000             | 12,335                | 25,000             |
| 05-93-00-66160        | MAINT SUPPLIES-SNOW REMOVAL               | 849                | -                  | 1,800              | 1,305                 | 500                |
| 05-93-00-66170        | MAINT SUPPLIES-GROUNDS                    | 775                | 2,112              | 4,000              | 195                   | 4,000              |
| 05-93-00-66520        | OPERATING SUPPLIES                        | 1,191              | 1,857              | -                  | 2,437                 | 600                |
| 05-93-00-66530        | SMALL TOOLS                               | 262                | 239                | 800                | 340                   | 1,000              |
| 05-93-00-66540        | JANITORIAL SUPPLIES                       | 11,927             | 14,849             | 24,000             | 23,910                | 28,000             |
| 05-93-00-66550        | AUTOMOTIVE FUEL/OIL                       | 353                | (56)               | -                  | -                     | -                  |
| 05-93-00-66560        | CHEMICALS                                 | -                  | -                  | 3,200              | -                     | 3,200              |
| 05-93-00-88308        | EQUIPMENT-CAPITAL-CONV CENTER             | 5,464              | -                  | 18,500             | -                     | -                  |
| 05-93-00-88608        | EQUIP-CONVENTION CENTER                   | 10,789             | -                  | -                  | -                     | -                  |
|                       | <b>Total Convention Center Operations</b> | <b>724,233</b>     | <b>756,448</b>     | <b>1,061,703</b>   | <b>1,083,233</b>      | <b>1,065,865</b>   |
|                       | <b>Total Convention Center</b>            | <b>1,539,676</b>   | <b>1,534,288</b>   | <b>2,061,311</b>   | <b>2,148,385</b>      | <b>2,274,255</b>   |



**General Fund Expenditures**

| <b>Account Number</b>                            | <b>Account Description</b>       | <b>2020 Actual</b> | <b>2021 Actual</b> | <b>2022 Budget</b> | <b>2022 Projected</b> | <b>2023 Budget</b> |
|--------------------------------------------------|----------------------------------|--------------------|--------------------|--------------------|-----------------------|--------------------|
| 12-00-00-55330                                   | LEGAL SERVICE                    | -                  | -                  | -                  | -                     | 1,000              |
| 12-00-00-55490                                   | OTHER PROFESSIONAL SERVICES      | -                  | -                  | -                  | -                     | 94,000             |
| 12-00-00-55530                                   | PUBLISHING                       | -                  | -                  | -                  | -                     | 1,000              |
| 12-00-00-66520                                   | OPERATING SUPPLIES               | -                  | -                  | -                  | -                     | 4,000              |
| <b>Total Nuisance Property Fund</b>              |                                  | -                  | -                  | -                  | -                     | <b>100,000</b>     |
| 39-00-00-55610                                   | DUES                             |                    |                    |                    |                       | 125,000            |
| 39-00-00-55930                                   | RENTALS                          | 850                | -                  | -                  | -                     | -                  |
| 39-00-00-66140                                   | MAINT SUPPLIES-STREET            | 4,104              | -                  | -                  | -                     | -                  |
| 39-00-00-77100                                   | PRINCIPAL PAYMENT                | 780,000            | 830,000            | 890,000            | 830,000               | 805,000            |
| 39-00-00-77200                                   | INTEREST EXPENSE                 | 77,976             | 56,595             | 33,557             | 56,595                | 11,000             |
| 39-00-00-88000                                   | CAPITAL TO BE ASSIGNED           | -                  | -                  | -                  | -                     | 3,760              |
| 39-00-00-88207                                   | BUILDINGS-PARKS                  | 45,248             | 135,153            | 60,000             | 869                   | 948,340            |
| 39-00-00-88208                                   | BUILDINGS-CONVENTION CENTER      | 111,114            | -                  | -                  | 54,225                | 256,900            |
| 39-00-00-88307                                   | EQUIPMENT-CAPITAL-PARKS          | 2,616              | -                  | -                  | -                     | 100,000            |
| 39-00-00-88308                                   | EQUIPMENT-CAPITAL-CONVENTION CEN | 21,381             | -                  | -                  | -                     | 45,000             |
| <b>Total Hospitality Fund</b>                    |                                  | <b>1,043,289</b>   | <b>1,021,747</b>   | <b>983,557</b>     | <b>941,689</b>        | <b>2,295,000</b>   |
| <b>Total General Fund Operating Expenditures</b> |                                  | <b>22,781,509</b>  | <b>30,271,901</b>  | <b>30,690,349</b>  | <b>30,978,592</b>     | <b>35,150,350</b>  |
| 01-00-00-99990                                   | INTERFUND TRANSFERS              | -                  | -                  | 400,000            | 66,557                | 1,100,000          |
| 03-00-00-99990                                   | INTERFUND TRANSFERS              | -                  | -                  | -                  | -                     | 100                |
| <b>Total Other Financing Uses</b>                |                                  | -                  | -                  | <b>400,000</b>     | <b>66,557</b>         | <b>1,100,100</b>   |
| <b>Total General Fund Expenditures</b>           |                                  | <b>22,781,509</b>  | <b>30,271,901</b>  | <b>31,090,349</b>  | <b>31,045,148</b>     | <b>36,250,450</b>  |

**Special Revenue Fund Revenues**

| <b>Account Number</b>                              | <b>Account Description</b> | <b>2020 Actual</b> | <b>2021 Actual</b> | <b>2022 Budget</b> | <b>2022 Projected</b> | <b>2023 Budget</b> |
|----------------------------------------------------|----------------------------|--------------------|--------------------|--------------------|-----------------------|--------------------|
| <b>Tree Memorial Fund</b>                          |                            |                    |                    |                    |                       |                    |
| 09-00-00-33810                                     | INTEREST INCOME            | 7                  | -                  | -                  | -                     | -                  |
| 09-00-00-33830                                     | GIFTS AND MEMORIALS        | 150                | 350                | 300                | 1,500                 | 500                |
| <b>Total Tree Memorial Fund</b>                    |                            | <b>157</b>         | <b>350</b>         | <b>300</b>         | <b>1,500</b>          | <b>500</b>         |
| <b>Police Vehicle Fund</b>                         |                            |                    |                    |                    |                       |                    |
| 11-00-00-33510                                     | COURT FINES                | 1,759              | 1,611              | 2,500              | 976                   | 2,500              |
| 11-00-00-33810                                     | INTEREST INCOME            | 10                 | -                  | -                  | -                     | -                  |
| <b>Total Police Vehicle Fund</b>                   |                            | <b>1,769</b>       | <b>1,611</b>       | <b>2,500</b>       | <b>976</b>            | <b>2,500</b>       |
| <b>Motor Fuel Tax Fund</b>                         |                            |                    |                    |                    |                       |                    |
| 18-00-00-33000                                     | UNASSIGNED FUND BALANCE    | -                  | -                  | -                  | -                     | 701,000            |
| 18-00-00-33430                                     | MOTOR FUEL TAX             | 930,853            | 1,002,236          | 1,005,431          | 1,015,891             | 1,000,000          |
| 18-00-00-33440                                     | GRANTS                     | 561,919            | 557,789            | -                  | 674,303               | -                  |
| 18-00-00-33810                                     | INTEREST INCOME            | 2,481              | 341                | -                  | 9,055                 | 2,000              |
| 18-00-00-33840                                     | REIMBURSEMENTS             | (1,833)            | 1,788              | -                  | (0)                   | -                  |
| <b>Total Motor Fuel Tax Fund</b>                   |                            | <b>1,493,420</b>   | <b>1,562,154</b>   | <b>1,005,431</b>   | <b>1,699,249</b>      | <b>1,703,000</b>   |
| <b>Capital Projects Fund</b>                       |                            |                    |                    |                    |                       |                    |
| 28-00-00-33130                                     | UTILITY TAX                | 1,174,236          | 1,274,236          | 1,268,299          | 1,291,541             | 1,270,000          |
| 28-00-00-33440                                     | GRANTS                     | -                  | (0)                | 2,666,388          | -                     | 377,000            |
| 28-00-00-33810                                     | INTEREST INCOME            | 1,644              | -                  | -                  | -                     | -                  |
| 28-00-00-33840                                     | REIMBURSEMENT              | 13,495             | -                  | -                  | -                     | -                  |
| 28-00-00-33890                                     | MISCELLANEOUS              | -                  | 2,006              | -                  | 39,150                | -                  |
| <b>Total Capital Projects Fund</b>                 |                            | <b>1,189,374</b>   | <b>1,276,242</b>   | <b>3,934,687</b>   | <b>1,330,691</b>      | <b>1,647,000</b>   |
| <b>DUI Court Fine Fund</b>                         |                            |                    |                    |                    |                       |                    |
| 35-00-00-33000                                     | UNASSIGNED FUND BALANCE    | -                  | -                  | -                  | -                     | 30,000             |
| 35-00-00-33510                                     | COURT FINES                | -                  | -                  | -                  | 850                   | -                  |
| 35-00-00-33511                                     | DUI COURT FINES            | 14,040             | 24,512             | 15,000             | 17,892                | 15,000             |
| 35-00-00-33810                                     | INTEREST INCOME            | 10                 | -                  | -                  | -                     | -                  |
| <b>Total DUI Court Fine Fund</b>                   |                            | <b>14,050</b>      | <b>24,512</b>      | <b>15,000</b>      | <b>18,742</b>         | <b>45,000</b>      |
| <b>TIF District #1</b>                             |                            |                    |                    |                    |                       |                    |
| 41-00-00-33000                                     | UNASSIGNED FUND BALANCE    | -                  | -                  | -                  | -                     | 945,550            |
| 41-00-00-33110                                     | PROPERTY TAX               | 2,816,948          | 2,849,021          | 2,902,689          | 2,657,284             | -                  |
| 41-00-00-33140                                     | HOTEL/MOTEL TAX            | 25,155             | 41,190             | 39,692             | 48,317                | 45,000             |
| 41-00-00-33440                                     | GRANTS/MATCHING FUNDS      | 314,306            | 302,424            | 609,115            | 38,916                | -                  |
| 41-00-00-33450                                     | SALES TAX                  | 12,776             | 20,606             | 13,586             | 24,431                | 20,000             |
| 41-00-00-33810                                     | INTEREST INCOME            | 7,080              | 2,099              | 2,296              | 9,232                 | 3,000              |
| 41-00-00-33890                                     | MISCELLANEOUS              | 18                 | (15,167)           | -                  | -                     | -                  |
| <b>Total TIF District #1</b>                       |                            | <b>3,176,282</b>   | <b>3,200,173</b>   | <b>3,567,378</b>   | <b>2,778,179</b>      | <b>1,013,550</b>   |
| <b>I-255/Horseshoe Lake Rd. TIF District</b>       |                            |                    |                    |                    |                       |                    |
| 42-00-00-33110                                     | PROPERTY TAX               | 12,988             | 12,642             | 12,642             | 3,090                 | 13,000             |
| 42-00-00-33810                                     | INTEREST INCOME            | 289                | 89                 | 100                | 404                   | 200                |
| 42-10-00-33450                                     | SALES TAX                  | -                  | 189                | -                  | 64                    | 25                 |
| <b>Total I-255/Horseshoe Lake Rd. TIF District</b> |                            | <b>13,278</b>      | <b>12,920</b>      | <b>12,742</b>      | <b>3,559</b>          | <b>13,225</b>      |
| <b>TIF District #3</b>                             |                            |                    |                    |                    |                       |                    |
| 43-00-00-33110                                     | PROPERTY TAX               | 75,510             | 73,811             | 73,810             | 55,072                | 75,000             |
| 43-00-00-33810                                     | INTEREST INCOME            | 1,218              | 368                | 300                | 1,657                 | 1,000              |
| <b>Total TIF District #3</b>                       |                            | <b>76,728</b>      | <b>74,179</b>      | <b>74,110</b>      | <b>56,729</b>         | <b>76,000</b>      |

**Special Revenue Fund Revenues**

| <b>Account Number</b>                                     | <b>Account Description</b>   | <b>2020 Actual</b> | <b>2021 Actual</b> | <b>2022 Budget</b> | <b>2022 Projected</b> | <b>2023 Budget</b> |
|-----------------------------------------------------------|------------------------------|--------------------|--------------------|--------------------|-----------------------|--------------------|
| <b>Southwest Corridors TIF District</b>                   |                              |                    |                    |                    |                       |                    |
| 44-00-00-33000                                            | UNASSIGNED FUND BALANCE      | -                  | -                  | -                  | -                     | 895,000            |
| 44-00-00-33110                                            | PROPERTY TAX                 | 157,061            | 382,633            | 363,805            | 192,694               | 380,000            |
| 44-00-00-33810                                            | INTEREST INCOME              | 65                 | -                  | -                  | -                     | -                  |
| <b>Total Southwest Corridors TIF District</b>             |                              | <b>157,126</b>     | <b>382,633</b>     | <b>363,805</b>     | <b>192,694</b>        | <b>1,275,000</b>   |
| <b>Southwest Corridors Business District</b>              |                              |                    |                    |                    |                       |                    |
| 46-00-00-33444                                            | GRANTS - PARKS               | -                  | -                  | -                  | -                     | 25,000             |
| 46-00-00-33450                                            | SALES TAX                    | 367,558            | 451,004            | 453,891            | 431,270               | 425,000            |
| 46-00-00-33810                                            | INTEREST INCOME              | 2,349              | 481                | 449                | 13,706                | 1,000              |
| <b>Total Southwest Corridors Business District</b>        |                              | <b>369,907</b>     | <b>451,486</b>     | <b>454,340</b>     | <b>444,976</b>        | <b>451,000</b>     |
| <b>Northeast Business District</b>                        |                              |                    |                    |                    |                       |                    |
| 47-00-00-33450                                            | SALES TAX                    | 580,131            | 656,785            | 652,629            | 693,191               | 650,000            |
| 47-00-00-33810                                            | INTEREST INCOME              | 815                | 216                | 200                | 10,635                | 1,000              |
| <b>Total Northeast Business District</b>                  |                              | <b>580,945</b>     | <b>657,000</b>     | <b>652,829</b>     | <b>703,826</b>        | <b>651,000</b>     |
| <b>Collinsville Crossings LIST Bond Fund</b>              |                              |                    |                    |                    |                       |                    |
| 48-00-00-33000                                            | UNASSIGNED FUND BALANCE      | -                  | -                  | -                  | -                     | 1,000,000          |
| 48-00-00-33450                                            | SALES TAX                    | 1,251,163          | 1,300,595          | 1,361,831          | 1,080,107             | 1,400,000          |
| 48-00-00-33810                                            | INTEREST INCOME              | 5,876              | 306                | 250                | 10,691                | 500                |
| <b>Total Collinsville Crossings LIST Bond Fund</b>        |                              | <b>1,257,039</b>   | <b>1,300,902</b>   | <b>1,362,081</b>   | <b>1,090,798</b>      | <b>2,400,500</b>   |
| <b>Fournie Lane Business District</b>                     |                              |                    |                    |                    |                       |                    |
| 49-00-00-33450                                            | SALES TAX                    | 34,938             | 24,822             | 20,580             | 43,571                | 35,000             |
| 49-00-00-33810                                            | INTEREST INCOME              | 21                 | 8                  | -                  | -                     | -                  |
| <b>Total Fournie Lane Business District</b>               |                              | <b>34,960</b>      | <b>24,830</b>      | <b>20,580</b>      | <b>43,571</b>         | <b>35,000</b>      |
| <b>Animal Shelter Fund</b>                                |                              |                    |                    |                    |                       |                    |
| 61-00-00-33810                                            | INTEREST                     | 253                | -                  | -                  | -                     | -                  |
| 61-00-00-33830                                            | DONATIONS                    | -                  | 1,290              | -                  | 120                   | 100                |
| <b>Total Animal Shelter Fund</b>                          |                              | <b>253</b>         | <b>1,290</b>       | <b>-</b>           | <b>120</b>            | <b>100</b>         |
| <b>Collinsville Crossings GO Bond Fund</b>                |                              |                    |                    |                    |                       |                    |
| 70-00-00-33000                                            | UNASSIGNED FUND BALANCE      | -                  | -                  | -                  | -                     | 1,966,150          |
| 70-00-00-33450                                            | SALES TAX                    | 1,012,270          | 1,067,246          | 1,096,456          | 1,112,244             | 1,100,000          |
| 70-00-00-33810                                            | INTEREST INCOME              | 2,642              | 606                | 500                | 19,653                | 500                |
| <b>Total Collinsville Crossings GO Bond Fund</b>          |                              | <b>1,014,912</b>   | <b>1,067,852</b>   | <b>1,096,956</b>   | <b>1,131,897</b>      | <b>3,066,650</b>   |
| <b>Total Special Revenue Fund Operating Revenues</b>      |                              | <b>9,380,200</b>   | <b>10,038,134</b>  | <b>12,562,737</b>  | <b>9,497,507</b>      | <b>12,380,025</b>  |
| <b>Special Revenue Fund Other Financing Sources</b>       |                              |                    |                    |                    |                       |                    |
| 28-00-00-33910                                            | PROCEEDS OF DEBT             | -                  | -                  | 266,395            | -                     | 350,000            |
| 28-00-00-33920                                            | PROCEEDS CAPITAL ASSET SALES | -                  | 13,000             | -                  | -                     | -                  |
| 28-00-00-33990                                            | INTERFUND TRANSFER           | -                  | -                  | 400,000            | -                     | 1,000,000          |
| 49-00-00-33990                                            | INTERFUND TRANSFER           | 81,660             | -                  | -                  | -                     | -                  |
| <b>Total Special Revenue Fund Other Financing Sources</b> |                              | <b>81,660</b>      | <b>13,000</b>      | <b>666,395</b>     | <b>-</b>              | <b>1,350,000</b>   |
| <b>Total Special Revenue Fund Revenues</b>                |                              | <b>9,461,861</b>   | <b>10,051,134</b>  | <b>13,229,132</b>  | <b>9,497,507</b>      | <b>13,730,025</b>  |

**Special Revenue Fund Expenditures**

| <b>Account Number</b>              | <b>Account Description</b>      | <b>2020 Actual</b> | <b>2021 Actual</b> | <b>2022 Budget</b> | <b>2022 Projected</b> | <b>2023 Budget</b> |
|------------------------------------|---------------------------------|--------------------|--------------------|--------------------|-----------------------|--------------------|
| <b>Tree Memorial Fund</b>          |                                 |                    |                    |                    |                       |                    |
| 09-00-00-66170                     | MAINT SUPPLIES-GROUNDS          | -                  | -                  | 150                | 1,450                 | 250                |
| 09-00-00-66520                     | OPERATING SUPPLIES              | -                  | -                  | 150                | -                     | 250                |
| <b>Total Tree Memorial Fund</b>    |                                 | <b>-</b>           | <b>-</b>           | <b>300</b>         | <b>1,450</b>          | <b>500</b>         |
| <b>Motor Fuel Tax Fund</b>         |                                 |                    |                    |                    |                       |                    |
| 18-00-00-44210                     | FULL TIME SALARIES              | 47,682             | 46,284             | 45,146             | 83,513                | 149,650            |
| 18-00-00-44220                     | PART TIME SALARIES              | 26,345             | -                  | -                  | -                     | -                  |
| 18-00-00-44230                     | OVERTIME                        | 1,031              | -                  | -                  | -                     | -                  |
| 18-00-00-44510                     | HEALTH INSURANCE                | -                  | -                  | -                  | 556                   | -                  |
| 18-00-00-44530                     | UNEMPLOYMENT INSURANCE          | 187                | 72                 | 73                 | 140                   | -                  |
| 18-00-00-44610                     | FICA                            | 4,369              | 2,670              | 2,601              | 4,855                 | -                  |
| 18-00-00-44620                     | IMRF                            | 3,883              | 3,940              | 3,838              | 6,078                 | -                  |
| 18-00-00-44630                     | MEDICARE                        | 1,022              | 624                | 608                | 1,135                 | -                  |
| 18-00-00-55320                     | ENGINEERING SERVICE             | 89,454             | 44,052             | 52,182             | 31,463                | -                  |
| 18-00-00-55490                     | OTHER PROFESSIONAL SERVICES     | -                  | -                  | 7,691              | -                     | -                  |
| 18-00-00-66140                     | MAINT SUPPLIES-STREET           | 347,194            | 380,765            | 538,310            | 345,626               | 146,300            |
| 18-00-00-66150                     | MAINT SUPPLIES-INFRASTRUCTURE   | 7,171              | 71,640             | 16,518             | 76,205                | 69,400             |
| 18-00-00-66160                     | MAINT SUPPLIES-SNOW REMOVAL     | 121,364            | 88,313             | 86,454             | 139,825               | 206,100            |
| 18-00-00-66180                     | MAINT SUPPLIES-TRAFFIC CONTROL  | -                  | 3,339              | 5,248              | 1,629                 | 56,600             |
| 18-00-00-88100                     | LAND                            | -                  | 1,200              | -                  | 2,400                 | -                  |
| 18-00-00-88500                     | INFRASTRUCTURE                  | 11,766             | 132,600            | 485,000            | 10,191                | 928,950            |
| <b>Total Motor Fuel Tax Fund</b>   |                                 | <b>661,468</b>     | <b>775,499</b>     | <b>1,243,669</b>   | <b>703,617</b>        | <b>1,557,000</b>   |
| <b>Capital Projects Fund</b>       |                                 |                    |                    |                    |                       |                    |
| 28-00-00-55990                     | UTILITY TAX REBATE              | 14,724             | 22,543             | 30,000             | 30,800                | 30,000             |
| 28-00-00-77100                     | PRINCIPAL PAYMENT               | 136,420            | 140,401            | 202,793            | 205,486               | 262,300            |
| 28-00-00-77200                     | INTEREST EXPENSE                | 25,924             | 21,944             | 25,372             | 26,143                | 26,125             |
| 28-00-00-88000                     | CAPITAL TO BE ASSIGNED          | -                  | -                  | -                  | -                     | 1,866,575          |
| 28-00-00-88100                     | LAND                            | (25,581)           | 4,785              | -                  | -                     | -                  |
| 28-00-00-88201                     | BUILDING-ADMINISTRATION         | -                  | -                  | -                  | 143,877               | -                  |
| 28-00-00-88202                     | BUILDING - POLICE               | -                  | -                  | -                  | -                     | 250,000            |
| 28-00-00-88204                     | BUILDINGS-PUBLIC WORKS          | 265,400            | 27,352             | -                  | -                     | -                  |
| 28-00-00-88207                     | BUILDINGS-PARKS                 | 18,641             | 139,007            | 2,275,000          | 62,191                | 170,000            |
| 28-00-00-88208                     | BUILDINGS-CONVENTION CENTER     | -                  | -                  | 128,500            | 59,041                | -                  |
| 28-00-00-88301                     | EQUIPMENT-CAPITAL-ADMIN         | 194,678            | 115,250            | 245,500            | 247,089               | -                  |
| 28-00-00-88302                     | EQUIPMENT-CAPITAL-POLICE        | 11,880             | 11,880             | -                  | -                     | 42,000             |
| 28-00-00-88303                     | EQUIPMENT-CAPITAL-FIRE          | 26,396             | -                  | 96,500             | -                     | -                  |
| 28-00-00-88304                     | EQUIPMENT-CAPITAL-PUBLIC WORKS  | 13,495             | 267,750            | 58,500             | 33,966                | -                  |
| 28-00-00-88307                     | EQUIPMENT-CAPITAL-PARKS         | 99,441             | (4,125)            | 140,000            | 68,472                | -                  |
| 28-00-00-88308                     | EQUIP-CAPITAL-CONVENTION CENTER | 44,095             | -                  | 92,500             | -                     | -                  |
| 28-00-00-88401                     | VEHICLES-ADMIN                  | -                  | -                  | -                  | -                     | -                  |
| 28-00-00-88402                     | VEHICLES-POLICE                 | 68,620             | 17,406             | 132,000            | 15,704                | -                  |
| 28-00-00-88403                     | VEHICLES-FIRE                   | (4,939)            | -                  | 316,395            | 29,577                | 350,000            |
| 28-00-00-88404                     | VEHICLES-PUBLIC WORKS           | 116,994            | -                  | 37,000             | 50,725                | -                  |
| 28-00-00-88405                     | VEHICLES-COMMUNITY DEVELOPMENT  | -                  | -                  | 35,000             | 30,602                | -                  |
| 28-00-00-88500                     | INFRASTRUCTURE                  | 91,083             | -                  | 670,000            | 357,975               | -                  |
| 28-00-00-88700                     | SOFTWARE                        | -                  | 71,172             | 200,000            | (2,600)               | -                  |
| <b>Total Capital Projects Fund</b> |                                 | <b>1,097,272</b>   | <b>835,364</b>     | <b>4,685,061</b>   | <b>1,359,047</b>      | <b>2,997,000</b>   |
| <b>DUI Court Fine Fund</b>         |                                 |                    |                    |                    |                       |                    |
| 35-00-00-88400                     | VEHICLES                        | -                  | -                  | 45,000             | -                     | 45,000             |
| <b>Total DUI Court Fine Fund</b>   |                                 | <b>-</b>           | <b>-</b>           | <b>45,000</b>      | <b>-</b>              | <b>45,000</b>      |

**Special Revenue Fund Expenditures**

| <b>Account Number</b>                              | <b>Account Description</b>    | <b>2020 Actual</b> | <b>2021 Actual</b> | <b>2022 Budget</b> | <b>2022 Projected</b> | <b>2023 Budget</b> |
|----------------------------------------------------|-------------------------------|--------------------|--------------------|--------------------|-----------------------|--------------------|
| <b>TIF District #1</b>                             |                               |                    |                    |                    |                       |                    |
| 41-00-00-44210                                     | FULL TIME SALARIES            | 2,134              | -                  | -                  | -                     | -                  |
| 41-00-00-44220                                     | PART TIME SALARIE             | 2,750              | -                  | -                  | -                     | -                  |
| 41-00-00-44530                                     | UNEMPLOYMENT INSURANCE        | 34                 | -                  | -                  | -                     | -                  |
| 41-00-00-44610                                     | FICA                          | 303                | -                  | -                  | -                     | -                  |
| 41-00-00-44620                                     | IMRF                          | 193                | -                  | -                  | -                     | -                  |
| 41-00-00-44630                                     | MEDICARE                      | 71                 | -                  | -                  | -                     | -                  |
| 41-00-00-55120                                     | MAINT SERVICE-EQUIPMENT       | 13,764             | -                  | -                  | -                     | -                  |
| 41-00-00-55320                                     | ENGINEERING SERVICE           | 17,400             | 58,023             | -                  | 4,668                 | -                  |
| 41-00-00-55330                                     | LEGAL SERVICE                 | 2,600              | -                  | -                  | -                     | -                  |
| 41-00-00-55350                                     | ARCHITECT SERVICE             | 45,442             | 267,751            | -                  | 21,525                | -                  |
| 41-00-00-55490                                     | OTHER PROFESSIONAL SERVICES   | 5,300              | 20,840             | -                  | 45,649                | -                  |
| 41-00-00-55520                                     | TELEPHONE                     | 531                | 384                | -                  | 489                   | -                  |
| 41-00-00-55610                                     | DUES                          | 850                | -                  | -                  | -                     | -                  |
| 41-00-00-55990                                     | REBATES                       | 1,536,352          | 2,115,611          | 1,897,868          | 1,158,989             | 400,000            |
| 41-00-00-66520                                     | OPERATING SUPPLIES            | 9,333              | 2,533              | -                  | -                     | -                  |
| 41-00-00-77100                                     | PRINCIPAL PAYMENT             | 351,386            | 403,743            | 422,911            | 422,911               | 302,200            |
| 41-00-00-77200                                     | INTEREST EXPENSE              | 80,723             | 82,674             | 72,014             | 72,014                | 60,600             |
| 41-00-00-77300                                     | FISCAL AGENT FEES             | -                  | 750                | -                  | 750                   | 750                |
| 41-00-00-88100                                     | LAND                          | 131,332            | -                  | -                  | -                     | -                  |
| 41-00-00-88200                                     | BUILDINGS                     | -                  | -                  | -                  | 4,582                 | -                  |
| 41-00-00-88202                                     | BUILDING-POLICE               | 323,503            | -                  | -                  | -                     | -                  |
| 41-00-00-88207                                     | BUILDINGS-PARKS               | 123,087            | -                  | -                  | -                     | -                  |
| 41-00-00-88208                                     | BUILDINGS-CONVENTION CENTER   | 110,579            | -                  | -                  | -                     | -                  |
| 41-00-00-88300                                     | EQUIPMENT-CAPITAL             | 30,013             | -                  | -                  | -                     | -                  |
| 41-00-00-88307                                     | EQUIPMENT-CAPITAL-PARKS       | 8,994              | -                  | -                  | -                     | -                  |
| 41-00-00-88308                                     | EQUIPMENT-CAPITAL CONV CENTER | 20,354             | 36,000             | -                  | 31,000                | -                  |
| 41-00-00-88500                                     | INFRASTRUCTURE                | 658,510            | 663,077            | -                  | 8,562                 | 250,000            |
| 41-65-00-44210                                     | FULL TIME SALARIES            | 6,944              | -                  | -                  | -                     | -                  |
| 41-65-00-44610                                     | FICA                          | 401                | -                  | -                  | -                     | -                  |
| 41-65-00-44620                                     | IMRF                          | 585                | -                  | -                  | -                     | -                  |
| 41-65-00-44630                                     | MEDICARE                      | 94                 | -                  | -                  | -                     | -                  |
| 41-65-00-55520                                     | TELEPHONE                     | 70                 | -                  | -                  | -                     | -                  |
| 41-65-00-66520                                     | OPERATING SUPPLIES            | 8                  | -                  | 50,000             | -                     | -                  |
| <b>Total TIF District #1</b>                       |                               | <b>3,483,640</b>   | <b>3,651,386</b>   | <b>2,442,792</b>   | <b>1,771,139</b>      | <b>1,013,550</b>   |
| <b>I-255/Horseshoe Lake Rd. TIF District</b>       |                               |                    |                    |                    |                       |                    |
| 42-00-00-88000                                     | CAPITAL TO BE ASSIGNED        | -                  | -                  | -                  | -                     | 13,225             |
| <b>Total I-255/Horseshoe Lake Rd. TIF District</b> |                               | <b>-</b>           | <b>-</b>           | <b>-</b>           | <b>-</b>              | <b>13,225</b>      |
| <b>TIF District #3</b>                             |                               |                    |                    |                    |                       |                    |
| 43-00-00-88000                                     | CAPITAL TO BE ASSIGNED        | -                  | -                  | -                  | -                     | 76,000             |
| <b>Total TIF District #3</b>                       |                               | <b>-</b>           | <b>-</b>           | <b>-</b>           | <b>-</b>              | <b>76,000</b>      |
| <b>Southwest Corridors TIF District</b>            |                               |                    |                    |                    |                       |                    |
| 44-00-00-55320                                     | ENGINEERING SERVICE           | 4,950              | -                  | -                  | 23,450                | -                  |
| 44-00-00-55490                                     | OTHER PROFESSIONAL SERVICES   | 6,945              | -                  | -                  | 2,179                 | -                  |
| 44-00-00-55990                                     | REBATES                       | -                  | 74,124             | 55,000             | 55,997                | 75,000             |
| 44-00-00-88500                                     | INFRASTRUCTURE                | -                  | 21,602             | 1,640,000          | 174,705               | 1,200,000          |
| <b>Total Southwest Corridors TIF District</b>      |                               | <b>11,895</b>      | <b>95,726</b>      | <b>1,695,000</b>   | <b>256,330</b>        | <b>1,275,000</b>   |

**Special Revenue Fund Expenditures**

| Account Number                                           | Account Description          | 2020 Actual      | 2021 Actual      | 2022 Budget       | 2022 Projected   | 2023 Budget       |
|----------------------------------------------------------|------------------------------|------------------|------------------|-------------------|------------------|-------------------|
| <b>Southwest Corridors Business District</b>             |                              |                  |                  |                   |                  |                   |
| 46-00-00-55490                                           | OTHER PROFESSIONAL SERVICES  | 17,449           | 18,580           | -                 | -                | -                 |
| 46-00-00-55990                                           | REBATES                      | 25,103           | (25,103)         | -                 | -                | -                 |
| 46-00-00-88000                                           | CAPITAL TO BE ASSIGNED       | -                | -                | -                 | -                | 423,000           |
| 46-00-00-88107                                           | LAND-PARKS                   | 227,212          | -                | -                 | -                | -                 |
| 46-00-00-88200                                           | BUILDINGS                    | 80,582           | -                | -                 | -                | -                 |
| 46-00-00-88207                                           | BUILDINGS-PARKS              | -                | 34,075           | -                 | 18,930           | -                 |
| 46-00-00-88307                                           | EQUIPMENT-CAPITAL-PARKS      | 983              | 208,940          | 238,000           | 10,079           | 28,000            |
| 46-00-00-88500                                           | INFRASTRUCTURE               | 7,259            | -                | -                 | -                | -                 |
| <b>Total Southwest Corridors Business District</b>       |                              | <b>358,588</b>   | <b>236,492</b>   | <b>238,000</b>    | <b>29,009</b>    | <b>451,000</b>    |
| <b>Northeast Business District</b>                       |                              |                  |                  |                   |                  |                   |
| 47-00-00-44210                                           | FULL TIME SALARIES           | 32,808           | 32,965           | 40,000            | 33,480           | 35,000            |
| 47-00-00-44230                                           | OVERTIME                     | 70               | 501              | 500               | 244              | 500               |
| 47-00-00-44510                                           | HEALTH INSURANCE             | 15,898           | -                | -                 | -                | -                 |
| 47-00-00-44520                                           | LIFE INSURANCE               | 74               | -                | -                 | -                | -                 |
| 47-00-00-44530                                           | UNEMPLOYMENT INSURANCE       | 112              | 132              | 200               | 272              | 250               |
| 47-00-00-44610                                           | FICA                         | 1,796            | 1,840            | 3,000             | 1,899            | 2,000             |
| 47-00-00-44620                                           | IMRF                         | 2,618            | 2,707            | 4,000             | 2,343            | 3,000             |
| 47-00-00-44630                                           | MEDICARE                     | 420              | 430              | 1,000             | 444              | 500               |
| 47-00-00-55330                                           | LEGAL SERVICE                | 125              | -                | -                 | -                | -                 |
| 47-00-00-55990                                           | REBATES                      | 471,393          | 163,375          | 15,000            | 196,316          | 208,750           |
| 47-00-00-88000                                           | CAPITAL TO BE ASSIGNED       | -                | -                | -                 | -                | 401,000           |
| 47-00-00-88300                                           | EQUIPMENT - CAPITAL          | -                | -                | 32,500            | -                | -                 |
| 47-00-00-88303                                           | EQUIPMENT - CAPITAL - FIRE   | -                | -                | 10,000            | -                | -                 |
| 47-00-00-88500                                           | INFRASTRUCTURE               | -                | -                | 27,500            | 224,629          | -                 |
| <b>Total Northeast Business District</b>                 |                              | <b>525,315</b>   | <b>201,950</b>   | <b>133,700</b>    | <b>459,627</b>   | <b>651,000</b>    |
| <b>Collinsville Crossings LIST Bond Fund</b>             |                              |                  |                  |                   |                  |                   |
| 48-00-00-55490                                           | OTHER PROFESSIONAL SERVICES  | 822              | 44,680           | 43,090            | 119,687          | 100,500           |
| 48-00-00-77100                                           | PRINCIPAL PAYMENT            | 275,000          | 265,000          | 325,000           | 324,000          | 1,310,000         |
| 48-00-00-77200                                           | INTEREST EXPENSE             | 1,025,450        | 1,007,950        | 1,025,500         | 994,075          | 990,000           |
| <b>Total Collinsville Crossings LIST Bond Fund</b>       |                              | <b>1,301,272</b> | <b>1,317,630</b> | <b>1,393,590</b>  | <b>1,437,762</b> | <b>2,400,500</b>  |
| <b>Fournie Lane Business District</b>                    |                              |                  |                  |                   |                  |                   |
| 49-00-00-77100                                           | PRINCIPAL PAYMENT            | 110,000          | 115,000          | -                 | -                | -                 |
| 49-00-00-77200                                           | INTEREST EXPENSE             | 6,750            | 3,450            | -                 | -                | -                 |
| 49-00-00-77300                                           | FISCAL AGENT FEES            | -                | 750              | -                 | -                | -                 |
| <b>Total Fournie Lane Business District</b>              |                              | <b>116,750</b>   | <b>119,200</b>   | <b>-</b>          | <b>-</b>         | <b>-</b>          |
| <b>Animal Shelter Fund</b>                               |                              |                  |                  |                   |                  |                   |
| 61-00-00-66520                                           | OPERATING SUPPLIES           | -                | -                | -                 | -                | 100               |
| 61-00-00-88300                                           | EQUIPMENT                    | 1,690            | -                | -                 | -                | -                 |
| <b>Total Animal Shelter Fund</b>                         |                              | <b>1,690</b>     | <b>-</b>         | <b>-</b>          | <b>-</b>         | <b>100</b>        |
| <b>Collinsville Crossings GO Bond Fund</b>               |                              |                  |                  |                   |                  |                   |
| 70-00-00-77100                                           | PRINCIPAL PAYMENT            | 475,000          | 500,000          | 525,000           | 525,000          | 2,950,000         |
| 70-00-00-77200                                           | INTEREST EXPENSE             | 165,965          | 151,715          | 134,215           | 134,215          | 115,900           |
| 70-00-00-77300                                           | FISCAL AGENT FEES            | 750              | 750              | 750               | 750              | 750               |
| <b>Total Collinsville Crossings GO Bond Fund</b>         |                              | <b>641,715</b>   | <b>652,465</b>   | <b>659,965</b>    | <b>659,965</b>   | <b>3,066,650</b>  |
| <b>Total Special Revenue Fund Operating Expenditures</b> |                              | <b>8,199,606</b> | <b>7,885,712</b> | <b>12,537,077</b> | <b>6,677,946</b> | <b>13,546,525</b> |
| <b>Special Revenue Fund Other Financing Uses</b>         |                              |                  |                  |                   |                  |                   |
| 41-00-00-99990                                           | INTERFUND TRANSFER           | 81,660           | -                | -                 | -                | -                 |
| 18-00-00-99990                                           | INTERFUND OPERATING TRANSFER | 173,195          | 214,991          | 267,800           | -                | 146,000           |
| <b>Total Other Financing Uses</b>                        |                              | <b>254,855</b>   | <b>214,991</b>   | <b>267,800</b>    | <b>-</b>         | <b>146,000</b>    |

**Special Revenue Fund Expenditures**

| <b>Account Number</b> | <b>Account Description</b>                     | <b>2020 Actual</b> | <b>2021 Actual</b> | <b>2022 Budget</b> | <b>2022 Projected</b> | <b>2023 Budget</b> |
|-----------------------|------------------------------------------------|--------------------|--------------------|--------------------|-----------------------|--------------------|
|                       | <b>Total Special Revenue Fund Expenditures</b> | <b>8,454,462</b>   | <b>8,100,703</b>   | <b>12,804,877</b>  | <b>6,677,946</b>      | <b>13,692,525</b>  |

**Water & Wastewater Enterprise Fund Revenues**

| <b>Account Number</b>                                  | <b>Account Description</b>    | <b>2020 Actual</b> | <b>2021 Actual</b> | <b>2022 Budget</b> | <b>2022 Projected</b> | <b>2023 Budget</b> |
|--------------------------------------------------------|-------------------------------|--------------------|--------------------|--------------------|-----------------------|--------------------|
| 52-00-00-33000                                         | UNASSIGNED FUND BALANCE       | -                  | -                  | -                  | -                     | 1,800,000          |
| 52-00-00-33440                                         | GRANTS                        | 100,000            | -                  | -                  | -                     | -                  |
| 52-00-00-33610                                         | WATER SALES                   | 4,860,987          | 4,670,151          | 4,034,985          | 3,421,054             | 4,236,735          |
| 52-00-00-33612                                         | PENALTY CHARGES               | 130,714            | 127,994            | 135,445            | 152,804               | 140,000            |
| 52-00-00-33613                                         | BAD DEBT-WATER                | (472,016)          | (2,742)            | -                  | -                     | -                  |
| 52-00-00-33615                                         | HARDSHIP ADJUSTMENT-WATER     | -                  | (40,884)           | 18,000             | (19,029)              | (20,000)           |
| 52-00-00-33620                                         | SEWER CHARGES                 | 4,509,894          | 4,865,693          | 4,578,046          | 4,433,837             | 4,806,950          |
| 52-00-00-33621                                         | BAD DEBT-SEWER                | (439,766)          | 7,232              | -                  | -                     | -                  |
| 52-00-00-33624                                         | LEAK/POOL ADJUSTMENTS         | -                  | (17,772)           | 30,107             | (34,633)              | (30,000)           |
| 52-00-00-33625                                         | HARDSHIP ADJUSTMENT-SEWER     | -                  | (42,715)           | 19,500             | (24,716)              | (20,000)           |
| 52-00-00-33650                                         | TAP ON FEES-WATER             | 35,000             | 39,550             | 36,500             | 43,800                | 40,000             |
| 52-00-00-33651                                         | TAP ON FEES-SEWER             | 15,500             | 16,504             | 16,500             | 18,540                | 15,000             |
| 52-00-00-33655                                         | READINESS TO SERVE CHARGE     | -                  | -                  | 1,056,307          | 1,526,771             | 1,500,000          |
| 52-00-00-33660                                         | SERVICE CHARGE                | 137,861            | 57,368             | 45,000             | 13,638                | 50,000             |
| 52-00-00-33661                                         | PENALTY SERVICE CHARGE        | -                  | 65,252             | 106,664            | 127,808               | 100,000            |
| 52-00-00-33662                                         | NSF/REJECT/CHARGEBACK FEE     | -                  | 1,375              | 1,450              | 4,836                 | 2,500              |
| 52-00-00-33690                                         | BULK WATER SALES              | 7,817              | 2,116              | 5,431              | 4,257                 | 5,000              |
| 52-00-00-33691                                         | SEPTIC TANK HAULINGS          | 14,212             | 12,295             | 55,213             | 20,490                | 15,000             |
| 52-00-00-33700                                         | INDUSTRIAL COST RECOVERY FEES | 3,086              | 3,323              | 2,600              | 1,613                 | 3,000              |
| 52-00-00-33740                                         | INSPECTION FEES               | 5,900              | 7,576              | 15,530             | 17,602                | 15,000             |
| 52-00-00-33810                                         | INTEREST INCOME               | 28,038             | 3,504              | 2,954              | 18,519                | 20,000             |
| 52-00-00-33840                                         | REIMBURSEMENTS                | (403)              | 685                | 712                | 734                   | 815                |
| 52-00-00-33890                                         | MISCELLANEOUS REVENUE         | 2,302              | 21,609             | 9,100              | 41,246                | 10,000             |
| 52-00-00-33891                                         | SCRAP - WATER                 | 651                | 10,034             | 9,800              | -                     | 5,000              |
| 52-00-00-33892                                         | SCRAP - WASTE WATER           | 186                | 2,012              | 1,532              | 1,223                 | 2,000              |
| 53-00-00-33810                                         | INTEREST INCOME               | 41                 | 11                 | 8                  | 23                    | 50                 |
| <b>Total Water &amp; Wastewater Operations Revenue</b> |                               | <b>8,940,004</b>   | <b>9,810,169</b>   | <b>10,181,383</b>  | <b>9,770,418</b>      | <b>12,697,050</b>  |
| 52-00-00-33910                                         | PROCEEDS OF DEBT              | 1,700,831          | -                  | 4,300,000          | 3,022,441             | 2,140,000          |
| 52-00-00-33920                                         | PROCEEDS-FIXED ASSET SALES    | -                  | -                  | -                  | -                     | -                  |
| 52-00-00-33950                                         | CONTRIBUTED CAPITAL           | 161,055            | -                  | -                  | -                     | -                  |
| 53-00-00-33990                                         | INTERFUND OPERATING TRANSFER  | -                  | -                  | -                  | -                     | 1,000,000          |
| 54-00-00-33990                                         | INTERFUND OPERATING TRANSFER  | -                  | -                  | -                  | -                     | 1,410,500          |
| <b>Total Other Financing Sources</b>                   |                               | <b>1,861,886</b>   | <b>-</b>           | <b>4,300,000</b>   | <b>3,022,441</b>      | <b>4,550,500</b>   |
| <b>Total Water &amp; Wastewater Revenue</b>            |                               | <b>10,801,890</b>  | <b>9,810,169</b>   | <b>14,481,383</b>  | <b>12,792,859</b>     | <b>17,247,550</b>  |



**Water & Wastewater Enterprise Fund Expenses**

| <b>Account Number</b> | <b>Account Description</b>                            | <b>2020 Actual</b> | <b>2021 Actual</b> | <b>2022 Budget</b> | <b>2022 Projected</b> | <b>2023 Budget</b> |
|-----------------------|-------------------------------------------------------|--------------------|--------------------|--------------------|-----------------------|--------------------|
| 52-43-00-55490        | OTHER PROFESSIONAL SERVICES                           | 171,737            | 106,332            | 51,611             | 39,195                | 45,000             |
| 52-43-00-55510        | POSTAGE                                               | 20,240             | 25,000             | 28,264             | 24,318                | 28,000             |
| 52-43-00-55540        | PRINTING                                              | 1,891              | 1,878              | 2,022              | 2,399                 | 2,000              |
| 52-43-00-99100        | AMORTIZATION                                          | 138,156            | (242,991)          | -                  | -                     | -                  |
| 52-43-00-99200        | DEPRECIATION                                          | 2,072,938          | 2,079,454          | -                  | -                     | -                  |
| 52-43-00-99300        | OPEB EXPENSE                                          | -                  | 1,975,546          | -                  | -                     | -                  |
| 52-43-00-99400        | IMRF ACTUARIAL EXPENSE                                | -                  | (200,704)          | -                  | -                     | -                  |
| 52-43-00-99520        | BAD DEBTS                                             | 3,400              | 17,923             | 9,066              | 343,884               | 20,000             |
|                       | <b>Total Water &amp; Wastewater Administration</b>    | <b>2,408,362</b>   | <b>3,762,439</b>   | <b>90,963</b>      | <b>409,796</b>        | <b>95,000</b>      |
| 52-41-10-44210        | FULL TIME SALARIES                                    | -                  | -                  | 198,176            | 3,566                 | 110,000.00         |
| 52-41-10-44230        | OVERTIME                                              | -                  | -                  | 10,154             | 4,833                 | 14,000.00          |
| 52-41-10-44510        | HEALTH INSURANCE                                      | -                  | -                  | 87,688             | -                     | 52,000.00          |
| 52-41-10-44520        | LIFE INSURANCE                                        | -                  | -                  | 144                | -                     | 150.00             |
| 52-41-10-44530        | UNEMPLOYMENT INSURANCE                                | -                  | -                  | 460                | -                     | 600.00             |
| 52-41-10-44540        | WORKERS COMPENSATION                                  | -                  | -                  | 200                | -                     | 200.00             |
| 52-41-10-44610        | FICA                                                  | -                  | -                  | 12,287             | 512                   | 6,250.00           |
| 52-41-10-44620        | IMRF                                                  | -                  | -                  | 18,133             | 632                   | 11,000.00          |
| 52-41-10-44630        | MEDICARE                                              | -                  | -                  | 2,874              | 120                   | 2,275.00           |
| 52-41-10-44720        | SAFETY BONUS                                          | -                  | -                  | 1,000              | -                     | 1,000.00           |
| 52-41-10-44730        | CERTIFICATIONS                                        | -                  | -                  | -                  | -                     | -                  |
| 52-41-10-44740        | FOOD ALLOWANCE                                        | -                  | -                  | 75                 | -                     | 75.00              |
|                       | <b>Total Water &amp; Wastewater Construction Crew</b> | <b>-</b>           | <b>-</b>           | <b>331,191</b>     | <b>9,662</b>          | <b>197,550</b>     |
| 52-43-20-44210        | FULL TIME SALARIES                                    | 936,929            | 707,870            | 796,165            | 732,298               | 873,900            |
| 52-43-20-44220        | PART TIME SALARIES                                    | -                  | -                  | -                  | 5,274                 | 15,600             |
| 52-43-20-44230        | OVERTIME                                              | 12,178             | 25,252             | 18,000             | 26,686                | 24,100             |
| 52-43-20-44250        | SICK PAY                                              | 12,848             | 29,574             | 13,500             | -                     | 8,900              |
| 52-43-20-44260        | SHIFT DIFFERENTIAL                                    | -                  | -                  | -                  | -                     | -                  |
| 52-43-20-44510        | HEALTH INSURANCE                                      | 164,324            | 158,416            | 179,244            | 187,227               | 187,400            |
| 52-43-20-44520        | LIFE INSURANCE                                        | 430                | 425                | 491                | 527                   | 600                |
| 52-43-20-44530        | UNEMPLOYMENT INSURANCE                                | 1,572              | 1,656              | 2,453              | 3,404                 | 2,900              |
| 52-43-20-44540        | WORKERS COMPENSATION                                  | 317,492            | 81,737             | 121,000            | 154,595               | 175,000            |
| 52-43-20-44610        | FICA                                                  | 62,930             | 45,069             | 51,315             | 45,815                | 53,500             |
| 52-43-20-44620        | IMRF                                                  | 73,528             | 72,190             | 75,731             | 57,277                | 64,800             |
| 52-43-20-44630        | MEDICARE                                              | 11,847             | 11,284             | 12,001             | 10,715                | 12,500             |
| 52-43-20-44710        | UNIFORMS                                              | 60                 | 51                 | 120                | 7                     | 3,600              |
| 52-43-20-44720        | SAFETY BONUS                                          | 2,000              | 2,000              | 2,250              | 1,500                 | 2,300              |
| 52-43-20-44730        | CERTIFICATIONS                                        | 50                 | 50                 | 50                 | -                     | 100                |
| 52-43-20-44740        | FOOD ALLOWANCE                                        | 300                | 660                | 540                | 981                   | 1,000              |
| 52-43-20-55110        | MAINT SERVICE-BUILDING                                | 1,055              | 2,963              | 5,767              | 432                   | 8,000              |
| 52-43-20-55120        | MAINT SERVICE-EQUIPMENT                               | 6,108              | 4,723              | 8,397              | 9,106                 | 8,400              |
| 52-43-20-55130        | MAINT SERVICE-VEHICLE                                 | 2,035              | 4,218              | 5,625              | 4,810                 | 10,000             |
| 52-43-20-55131        | MAINT SERVICE-DAMAGES                                 | 2,922              | -                  | -                  | -                     | -                  |
| 52-43-20-55150        | MAINT SERVICE-INFRASTRUCTURE                          | 12,262             | 3,575              | 4,167              | -                     | 30,000             |
| 52-43-20-55180        | MAINT SERVICE-GROUNDS                                 | 825                | -                  | -                  | -                     | -                  |
| 52-43-20-55365        | SOFTWARE/MAINT AGREEMENTS-OFFICE                      | 8,756              | 10,478             | 22,487             | 1,802                 | 25,000             |
| 52-43-20-55370        | DATA PROCESSING                                       | -                  | -                  | -                  | -                     | -                  |
| 52-43-20-55490        | OTHER PROFESSIONAL SERVICES                           | 4,198              | 5,904              | 7,239              | 4,972                 | 5,000              |
| 52-43-20-55510        | POSTAGE                                               | 1,084              | 3,058              | 3,757              | 3,202                 | 4,000              |
| 52-43-20-55520        | TELEPHONE                                             | 4,235              | 4,300              | 3,760              | 3,698                 | 4,300              |
| 52-43-20-55540        | PRINTING                                              | 403                | -                  | -                  | 1,333                 | 1,500              |
| 52-43-20-55610        | DUES                                                  | 323                | -                  | 400                | 38                    | 400                |
| 52-43-20-55620        | TRAVEL EXPENSES                                       | -                  | -                  | 400                | 1,334                 | 2,000              |
| 52-43-20-55630        | TRAINING                                              | 50                 | 871                | 1,200              | 2,108                 | 2,500              |
| 52-43-20-55710        | UTILITIES                                             | 1,799              | 323                | 289                | 353                   | 4,000              |
| 52-43-20-55910        | LIABILITY INSURANCE                                   | 31,051             | 38,642             | 35,773             | 46,481                | 36,000             |
| 52-43-20-55930        | RENTALS                                               | 10,483             | 4,045              | 2,983              | 4,716                 | 4,000              |

**Water & Wastewater Enterprise Fund Expenses**

| <b>Account Number</b> | <b>Account Description</b>     | <b>2020 Actual</b> | <b>2021 Actual</b> | <b>2022 Budget</b> | <b>2022 Projected</b> | <b>2023 Budget</b> |
|-----------------------|--------------------------------|--------------------|--------------------|--------------------|-----------------------|--------------------|
| 52-43-20-66104        | WATER LINES INVENTORY SUPPLIES | -                  | 97,623             | 92,000             | 51,158                | 92,000             |
| 52-43-20-66110        | MAINT SUPPLIES-BUILDING        | 653                | 3,394              | 1,476              | 2,368                 | 3,000              |
| 52-43-20-66120        | MAINT SUPPLIES-EQUIPMENT       | 5,217              | 9,622              | 6,301              | 3,344                 | 6,300              |
| 52-43-20-66130        | MAINT SUPPLIES-VEHICLE         | 1,962              | 5,146              | 4,280              | 5,413                 | 7,000              |
| 52-43-20-66140        | MAINT SUPPLIES-STREET          | 32,475             | 25,559             | 42,000             | 27,098                | 30,000             |
| 52-43-20-66150        | MAINT SUPPLIES-INFRASTRUCTURE  | 167,293            | 49,836             | 44,400             | 42,189                | 44,000             |
| 52-43-20-66170        | MAINT SUPPLIES-GROUNDS         | 1,199              | 824                | 1,099              | 305                   | 1,100              |
| 52-43-20-66180        | MAINT SUPPLIES-TRAFFIC CONTROL | -                  | -                  | -                  | -                     | -                  |
| 52-43-20-66510        | OFFICE SUPPLIES                | 612                | 1,346              | 1,279              | 436                   | 1,300              |
| 52-43-20-66520        | OPERATING SUPPLIES             | 3,677              | 5,364              | 4,999              | 9,066                 | 7,500              |
| 52-43-20-66530        | SMALL TOOLS                    | 3,543              | 4,642              | 4,435              | 55,541                | 9,000              |
| 52-43-20-66535        | NON-CAPITALIZED ASSETS         | -                  | -                  | (16,920)           | -                     | -                  |
| 52-43-20-66540        | JANITORIAL SUPPLIES            | 1,157              | 1,023              | 1,200              | 1,844                 | 2,000              |
| 52-43-20-66550        | AUTOMOTIVE FUEL/OIL            | 17,287             | 22,743             | 28,127             | 29,091                | 31,000             |
| 52-43-20-66560        | CHEMICALS                      | 5,334              | -                  | -                  | -                     | 1,000              |
| 52-43-20-88304        | EQUIPMENT-CAPITAL              | (249)              | -                  | -                  | -                     | -                  |
| 52-43-20-88500        | INFRASTRUCTURE                 | 6,526              | -                  | 240,000            | 62,839                | -                  |
|                       | <b>Total Water Lines</b>       | <b>1,930,764</b>   | <b>1,446,456</b>   | <b>1,829,779</b>   | <b>1,601,384</b>      | <b>1,806,500</b>   |
| 52-43-30-44210        | FULL TIME SALARIES             | 646,651            | 563,219            | 522,721            | 541,834               | 482,500            |
| 52-43-30-44220        | PART TIME SALARIES             | -                  | -                  | -                  | -                     | -                  |
| 52-43-30-44230        | OVERTIME                       | 65,887             | 61,664             | 56,500             | 87,841                | 80,000             |
| 52-43-30-44250        | SICK PAY                       | 13,239             | 19,362             | 14,500             | 31,921                | 13,300             |
| 52-43-30-44260        | SHIFT DIFFERENTIAL             | 3,381              | 3,464              | 3,252              | 3,427                 | 3,500              |
| 52-43-30-44280        | HOLIDAY PAY                    | 4,194              | 3,829              | 3,150              | 5,792                 | 3,500              |
| 52-43-30-44510        | HEALTH INSURANCE               | 132,419            | 135,819            | 137,844            | 118,976               | 104,700            |
| 52-43-30-44520        | LIFE INSURANCE                 | 272                | 327                | 311                | 328                   | 400                |
| 52-43-30-44530        | UNEMPLOYMENT INSURANCE         | 1,014              | 1,221              | 1,787              | 2,409                 | 1,700              |
| 52-43-30-44540        | WORKERS COMPENSATION           | 1,381              | -                  | 200                | -                     | 200                |
| 52-43-30-44610        | FICA                           | 48,858             | 39,740             | 37,208             | 40,765                | 29,000             |
| 52-43-30-44620        | IMRF                           | 56,685             | 59,566             | 54,911             | 50,299                | 35,800             |
| 52-43-30-44630        | MEDICARE                       | 9,126              | 9,462              | 8,702              | 9,534                 | 6,800              |
| 52-43-30-44710        | UNIFORMS                       | 60                 | 51                 | 120                | 7                     | 2,400              |
| 52-43-30-44720        | SAFETY BONUS                   | 1,500              | 1,500              | 1,500              | 1,500                 | 1,800              |
| 52-43-30-44730        | CERTIFICATIONS                 | 100                | 200                | 200                | 12                    | 100                |
| 52-43-30-44740        | FOOD ALLOWANCE                 | 23                 | 38                 | 96                 | 18                    | 100                |
| 52-43-30-55110        | MAINT SERVICE-BUILDING         | 8,351              | 3,633              | 3,619              | 3,397                 | 4,500              |
| 52-43-30-55120        | MAINT SERVICE-EQUIPMENT        | 4,038              | 35,653             | 48,000             | 32,574                | 57,000             |
| 52-43-30-55150        | MAINT SERVICE-INFRASTRUCTURE   | 7,525              | 50,597             | 50,400             | 49,791                | 51,000             |
| 52-43-30-55180        | MAINT SERVICE-GROUNDS          | 625                | -                  | 33                 | -                     | 100                |
| 52-43-30-55490        | OTHER PROFESSIONAL SERVICES    | 15,882             | 29,525             | 30,000             | 30,052                | 60,000             |
| 52-43-30-55510        | POSTAGE                        | 416                | 74                 | 120                | -                     | 500                |
| 52-43-30-55520        | TELEPHONE                      | 30,811             | 34,019             | 3,778              | 1,589                 | 4,000              |
| 52-43-30-55540        | PRINTING                       | -                  | -                  | -                  | 75                    | 200                |
| 52-43-30-55610        | DUES                           | 206                | 83                 | 275                | 69                    | 300                |
| 52-43-30-55620        | TRAVEL EXPENSES                | -                  | -                  | 1,200              | 1,334                 | 2,500              |
| 52-43-30-55630        | TRAINING                       | 760                | 843                | 2,400              | 812                   | 2,500              |
| 52-43-30-55710        | UTILITIES                      | 126,143            | 186,031            | 138,000            | 281,228               | 281,000            |
| 52-43-30-55730        | SLUDGE DISPOSAL                | 1,804              | -                  | -                  | -                     | 90,000             |
| 52-43-30-55910        | LIABILITY INSURANCE            | 27,632             | 32,246             | 32,562             | 39,669                | 36,000             |
| 52-43-30-55930        | RENTALS                        | 6,472              | 3,049              | 3,623              | 1,995                 | 3,700              |
| 52-43-30-66110        | MAINT SUPPLIES-BUILDING        | 304                | 536                | 714                | 303                   | 800                |
| 52-43-30-66120        | MAINT SUPPLIES-EQUIPMENT       | 10,565             | 16,277             | 5,996              | 51,021                | 30,000             |
| 52-43-30-66130        | MAINT SUPPLIES-VEHICLE         | 856                | 3                  | 4                  | 10                    | 500                |
| 52-43-30-66150        | MAINT SUPPLIES-INFRASTRUCTURE  | 592                | 1,219              | 1,500              | 4,053                 | 5,000              |
| 52-43-30-66170        | MAINT SUPPLIES-GROUNDS         | 3,172              | 380                | 507                | -                     | 500                |
| 52-43-30-66510        | OFFICE SUPPLIES                | 693                | 555                | 488                | 666                   | 1,000              |
| 52-43-30-66520        | OPERATING SUPPLIES             | 12,601             | 8,403              | 6,000              | 19,314                | 20,000             |

**Water & Wastewater Enterprise Fund Expenses**

| <b>Account Number</b> | <b>Account Description</b>       | <b>2020 Actual</b> | <b>2021 Actual</b> | <b>2022 Budget</b> | <b>2022 Projected</b> | <b>2023 Budget</b> |
|-----------------------|----------------------------------|--------------------|--------------------|--------------------|-----------------------|--------------------|
| 52-43-30-66530        | SMALL TOOLS                      | 589                | 107                | -                  | -                     | 500                |
| 52-43-30-66535        | NON-CAPITALIZED ASSETS           | -                  | -                  | (12,000)           | -                     | -                  |
| 52-43-30-66540        | JANITORIAL SUPPLIES              | 264                | 353                | -                  | 293                   | 500                |
| 52-43-30-66550        | AUTOMOTIVE FUEL/OIL              | 9,749              | 18,557             | -                  | 20,879                | 18,000             |
| 52-43-30-66560        | CHEMICALS                        | 281,297            | 318,558            | 360,000            | 282,301               | 420,000            |
| 52-43-30-77100        | PRINCIPAL PAYMENT                | 762,745            | -                  | 873,353            | 873,353               | 887,750            |
| 52-43-30-77200        | INTEREST PAYMENT                 | 273,295            | 275,773            | 274,802            | 274,802               | 260,500            |
| 52-43-30-88300        | EQUIPMENT CAPITAL                | -                  | -                  | 20,000             | -                     | -                  |
| 52-43-30-88500        | INFRASTRUCTURE                   | -                  | -                  | 30,000             | 22,150                | -                  |
|                       | <b>Total Water Plant</b>         | <b>2,572,178</b>   | <b>1,915,933</b>   | <b>2,718,376</b>   | <b>2,886,393</b>      | <b>3,004,150</b>   |
| 52-44-20-44210        | FULL TIME SALARIES               | 655,513            | 525,195            | 543,895            | 517,458               | 542,100            |
| 52-44-20-44220        | PART TIME SALARIES               | 3,243              | -                  | -                  | -                     | -                  |
| 52-44-20-44230        | OVERTIME                         | 15,324             | 11,101             | 12,000             | 18,915                | 20,000             |
| 52-44-20-44250        | SICK PAY                         | 4,545              | 26,619             | 45,277             | 43,768                | 10,700             |
| 52-44-20-44260        | SHIFT DIFFERENTIAL               | 366                | 213                | 300                | 293                   | 300                |
| 52-44-20-44280        | HOLIDAY PAY                      | 901                | 254                | 300                | 1,399                 | 600                |
| 52-44-20-44510        | HEALTH INSURANCE                 | 164,875            | 139,407            | 116,772            | 123,866               | 108,900            |
| 52-44-20-44520        | LIFE INSURANCE                   | 289                | 248                | 251                | 285                   | 300                |
| 52-44-20-44530        | UNEMPLOYMENT INSURANCE           | 1,228              | 1,266              | 2,850              | 1,994                 | 1,700              |
| 52-44-20-44540        | WORKERS COMPENSATION             | 142,274            | (23,576)           | 102,200            | 66,813                | 10,000             |
| 52-44-20-44610        | FICA                             | 44,099             | 33,103             | 37,310             | 34,734                | 33,700             |
| 52-44-20-44620        | IMRF                             | 49,811             | 50,902             | 55,062             | 42,971                | 41,500             |
| 52-44-20-44630        | MEDICARE                         | 8,076              | 8,085              | 8,726              | 8,123                 | 7,900              |
| 52-44-20-44710        | UNIFORMS                         | 60                 | 51                 | 120                | 7                     | 2,400              |
| 52-44-20-44720        | SAFETY BONUS                     | 1,500              | 1,500              | 1,500              | 1,500                 | 1,500              |
| 52-44-20-44740        | FOOD ALLOWANCE                   | 165                | 135                | 192                | 198                   | 200                |
| 52-44-20-55120        | MAINT SERVICE-EQUIPMENT          | 17,220             | 12,543             | 15,129             | 14,358                | 17,000             |
| 52-44-20-55130        | MAINT SERVICE-VEHICLE            | 1,544              | 5,206              | 4,618              | 1,388                 | 5,000              |
| 52-44-20-55150        | MAINT SERVICE-INFRASTRUCTURE     | 19,518             | 15,906             | 24,000             | 42,172                | 34,000             |
| 52-44-20-55320        | ENGINEERING SERVICE              | 4,200              | 2,774              | -                  | 11,235                | -                  |
| 52-44-20-55365        | SOFTWARE/MAINT AGREEMENTS-OFFICE | 5,978              | 7,700              | 24,279             | 1,802                 | 25,000             |
| 52-44-20-55490        | OTHER PROFESSIONAL SERVICES      | 1,855              | 1,897              | 1,897              | 19,521                | 8,000              |
| 52-44-20-55510        | POSTAGE                          | -                  | -                  | -                  | -                     | 500                |
| 52-44-20-55520        | TELEPHONE                        | 5,244              | 5,785              | 5,686              | 8,417                 | 7,000              |
| 52-44-20-55540        | PRINTING                         | 136                | -                  | -                  | 241                   | 400                |
| 52-44-20-55610        | DUES                             | 388                | 195                | 296                | 109                   | 400                |
| 52-44-20-55620        | TRAVEL EXPENSES                  | -                  | -                  | 400                | -                     | 1,500              |
| 52-44-20-55630        | TRAINING                         | -                  | 237                | 1,100              | 972                   | 2,000              |
| 52-44-20-55710        | UTILITIES                        | 18,877             | 19,763             | 21,104             | 22,385                | 26,000             |
| 52-44-20-55910        | LIABILITY INSURANCE              | 32,772             | 32,656             | 32,972             | 38,675                | 30,000             |
| 52-44-20-55911        | SELF-FUNDED INS CLAIMS           | 14,848             | -                  | -                  | -                     | -                  |
| 52-44-20-55930        | RENTALS                          | 8,989              | 4,463              | 4,200              | 1,387                 | 4,200              |
| 52-44-20-66110        | MAINT SUPPLIES-BUILDING          | 63                 | -                  | -                  | 154                   | 500                |
| 52-44-20-66120        | MAINT SUPPLIES-EQUIPMENT         | 20,539             | 16,357             | 6,780              | 10,914                | 10,000             |
| 52-44-20-66130        | MAINT SUPPLIES-VEHICLE           | 2,833              | 7,670              | 4,800              | 7,740                 | 7,000              |
| 52-44-20-66140        | MAINT SUPPLIES-STREET            | 1,165              | 3,455              | 6,000              | 8,796                 | 10,000             |
| 52-44-20-66150        | MAINT SUPPLIES-INFRASTRUCTURE    | 13,387             | 39,338             | 34,800             | 15,849                | 34,800             |
| 52-44-20-66170        | MAINT SUPPLIES-GROUNDS           | -                  | 247                | 93                 | 2,242                 | 2,500              |
| 52-44-20-66180        | MAINT SUPPLIES-TRAFFIC CONTROL   | 150                | 935                | 560                | 252                   | 1,500              |
| 52-44-20-66510        | OFFICE SUPPLIES                  | 751                | 337                | 383                | 383                   | 400                |
| 52-44-20-66520        | OPERATING SUPPLIES               | 8,017              | 9,890              | 9,569              | 10,936                | 12,000             |
| 52-44-20-66530        | SMALL TOOLS                      | 2,007              | 1,483              | 2,105              | 788                   | 4,000              |
| 52-44-20-66535        | NON-CAPITALIZED ASSETS           | -                  | -                  | (12,000)           | -                     | -                  |

**Water & Wastewater Enterprise Fund Expenses**

| <b>Account Number</b>         | <b>Account Description</b>       | <b>2020 Actual</b> | <b>2021 Actual</b> | <b>2022 Budget</b> | <b>2022 Projected</b> | <b>2023 Budget</b> |
|-------------------------------|----------------------------------|--------------------|--------------------|--------------------|-----------------------|--------------------|
| 52-44-20-66550                | AUTOMOTIVE FUEL/OIL              | 16,222             | 27,370             | 26,075             | 42,866                | 46,000             |
| 52-44-20-66560                | CHEMICALS                        | -                  | 292                | -                  | 60                    | 600                |
| 52-44-20-88300                | EQUIPMENT CAPITAL                | -                  | -                  | 60,000             | -                     | 3,600              |
| 52-44-20-88400                | VEHICLE                          | -                  | -                  | 37,000             | -                     | -                  |
| 52-44-20-88500                | INFRASTRUCTURE                   | -                  | -                  | 265,000            | -                     | -                  |
| <b>Total Wastewater Lines</b> |                                  | <b>1,288,971</b>   | <b>991,003</b>     | <b>1,503,601</b>   | <b>1,125,967</b>      | <b>1,075,700</b>   |
|                               |                                  |                    |                    |                    |                       |                    |
| 52-44-30-44210                | FULL TIME SALARIES               | 683,158            | 595,411            | 599,896            | 663,554               | 736,800            |
| 52-44-30-44220                | PART TIME SALARIES               | 1,400              | 1,350              | 500                | 3,726                 | 3,200              |
| 52-44-30-44230                | OVERTIME                         | 34,456             | 38,491             | 32,400             | 51,494                | 51,000             |
| 52-44-30-44250                | SICK PAY                         | 33,717             | 6,629              | 6,800              | -                     | 19,800             |
| 52-44-30-44260                | SHIFT DIFFERENTIAL               | 2,410              | 2,460              | 2,160              | 2,359                 | 2,400              |
| 52-44-30-44280                | HOLIDAY PAY                      | 3,388              | 4,116              | 3,600              | 5,404                 | 3,500              |
| 52-44-30-44510                | HEALTH INSURANCE                 | 156,469            | 118,969            | 103,524            | 95,931                | 87,800             |
| 52-44-30-44520                | LIFE INSURANCE                   | 328                | 263                | 263                | 248                   | 400                |
| 52-44-30-44530                | UNEMPLOYMENT INSURANCE           | 1,457              | 1,322              | 1,947              | 3,178                 | 2,600              |
| 52-44-30-44540                | WORKERS COMPENSATION             | 14,338             | 4,527              | 12,000             | 12,576                | 5,000              |
| 52-44-30-44610                | FICA                             | 49,150             | 39,027             | 40,012             | 43,592                | 43,200             |
| 52-44-30-44620                | IMRF                             | 57,952             | 57,571             | 59,050             | 53,777                | 53,100             |
| 52-44-30-44630                | MEDICARE                         | 9,356              | 9,167              | 9,358              | 10,195                | 10,200             |
| 52-44-30-44710                | UNIFORMS                         | 60                 | 51                 | 120                | 7                     | 3,200              |
| 52-44-30-44720                | SAFETY BONUS                     | 1,500              | 1,750              | 1,750              | 2,100                 | 2,000              |
| 52-44-30-44740                | FOOD ALLOWANCE                   | 38                 | 300                | 189                | 126                   | 200                |
| 52-44-30-55110                | MAINT SERVICE-BUILDING           | 5,508              | 6,023              | 6,739              | 1,782                 | 5,500              |
| 52-44-30-55120                | MAINT SERVICE-EQUIPMENT          | 17,425             | 43,931             | 36,000             | 44,898                | 40,000             |
| 52-44-30-55130                | MAINT SERVICE-VEHICLE            | -                  | 425                | 100                | 5,574                 | 2,000              |
| 52-44-30-55150                | MAINT SERVICE-INFRASTRUCTURE     | 19,826             | 6,389              | 7,800              | 445                   | 78,000             |
| 52-44-30-55365                | SOFTWARE/MAINT AGREEMENTS-OFFICE | 2,778              | 2,778              | -                  | -                     | 12,000             |
| 52-44-30-55490                | OTHER PROFESSIONAL SERVICES      | 38,130             | 83,276             | 2,778              | 24,785                | 70,000             |
| 52-44-30-55510                | POSTAGE                          | 21                 | 189                | 50,916             | 40                    | 1,000              |
| 52-44-30-55520                | TELEPHONE                        | 5,980              | 3,341              | 250                | 2,643                 | 7,400              |
| 52-44-30-55540                | PRINTING                         | 59                 | 166                | -                  | 349                   | 500                |
| 52-44-30-55610                | DUES                             | 38                 | -                  | 132                | -                     | 300                |
| 52-44-30-55620                | TRAVEL EXPENSES                  | 14                 | -                  | -                  | -                     | 3,000              |
| 52-44-30-55630                | TRAINING                         | 1,100              | 107                | 3,000              | 1,014                 | 1,400              |
| 52-44-30-55640                | TUITION REIMBURSEMENT            | 710                | -                  | 1,200              | -                     | -                  |
| 52-44-30-55710                | UTILITIES                        | 182,756            | 222,900            | 180,000            | 263,874               | 400,000            |
| 52-44-30-55730                | SLUDGE DISPOSAL                  | 489,174            | 422,339            | 118,000            | 419,938               | 100,000            |
| 52-44-30-55910                | LIABILITY INSURANCE              | 28,067             | 49,348             | 36,086             | 36,989                | 30,000             |
| 52-44-30-55930                | RENTALS                          | 7,100              | 7,149              | 110,482            | 13,074                | 50,000             |
| 52-44-30-66104                | WASTE WATER INVENTORY SUPPLIES   | -                  | 2,103              | 500                | -                     | 500                |
| 52-44-30-66110                | MAINT SUPPLIES-BUILDING          | 5,462              | 13,021             | 12,616             | 3,880                 | 12,600             |
| 52-44-30-66120                | MAINT SUPPLIES-EQUIPMENT         | 27,771             | 84,847             | 21,662             | 35,650                | 45,000             |
| 52-44-30-66130                | MAINT SUPPLIES-VEHICLE           | 148                | -                  | -                  | 1,048                 | 1,000              |
| 52-44-30-66150                | MAINT SUPPLIES-INFRASTRUCTURE    | 22,742             | 7,362              | 7,131              | 2,808                 | 7,200              |
| 52-44-30-66170                | MAINT SUPPLIES-GROUNDS           | 1,197              | 695                | 926                | 783                   | 1,000              |
| 52-44-30-66510                | OFFICE SUPPLIES                  | 621                | 319                | 348                | 408                   | 400                |
| 52-44-30-66520                | OPERATING SUPPLIES               | 6,638              | 13,469             | 12,000             | 24,466                | 13,500             |
| 52-44-30-66530                | SMALL TOOLS                      | 2,271              | 708                | 688                | 706                   | 4,000              |
| 52-44-30-66535                | NON-CAPITALIZED ASSETS           | -                  | -                  | (18,000)           | -                     | -                  |
| 52-44-30-66540                | JANITORIAL SUPPLIES              | 2,602              | 933                | 1,200              | 1,284                 | 1,500              |
| 52-44-30-66550                | AUTOMOTIVE FUEL/OIL              | 1,181              | 2,591              | 3,357              | 15,998                | 18,000             |
| 52-44-30-66560                | CHEMICALS                        | 151,956            | 169,326            | 200,000            | 283,879               | 458,000            |
| 52-44-30-77100                | PRINCIPAL PAYMENT                | -                  | -                  | -                  | -                     | 350,000            |

**Water & Wastewater Enterprise Fund Expenses**

| <b>Account Number</b>                                  | <b>Account Description</b> | <b>2020 Actual</b> | <b>2021 Actual</b> | <b>2022 Budget</b> | <b>2022 Projected</b> | <b>2023 Budget</b> |
|--------------------------------------------------------|----------------------------|--------------------|--------------------|--------------------|-----------------------|--------------------|
| 52-44-30-77200                                         | INTEREST PAYMENT           | -                  | -                  | -                  | -                     | 250,000            |
| 52-44-30-88204                                         | BUILDING                   | -                  | -                  | 4,300,000          | 3,124,736             | 2,140,000          |
| 52-44-30-88300                                         | EQUIPMENT-CAPITAL          | -                  | -                  | 8,000              | -                     | -                  |
| 52-44-30-88500                                         | INFRASTRUCTURE             | -                  | -                  | 295,000            | -                     | -                  |
| 52-44-30-88600                                         | EQUIP-W & S OPERATIONS     | 969                | -                  | -                  | -                     | -                  |
| <b>Total Wastewater Plant</b>                          |                            | <b>2,071,422</b>   | <b>2,025,139</b>   | <b>6,272,478</b>   | <b>5,259,319</b>      | <b>5,128,200</b>   |
| 53-00-00-66510                                         | OFFICE SUPPLIES            | 814                | -                  | -                  | -                     | -                  |
| 53-00-00-88000                                         | CAPITAL TO BE ASSIGNED     | -                  | -                  | -                  | -                     | 1,100,050          |
| <b>Total Project Fund</b>                              |                            | <b>-</b>           | <b>-</b>           | <b>-</b>           | <b>-</b>              | <b>1,100,050</b>   |
| 54-00-00-77100                                         | PRINCIPAL PAYMENT          | 1,200,000          | -                  | 1,165,000          | -                     | 1,205,000          |
| 54-00-00-77200                                         | INTEREST EXPENSE           | 281,250            | 296,400            | 251,600            | 125,800               | 205,000            |
| 54-00-00-77300                                         | FISCAL AGENT FEES          | 428                | -                  | 428                | -                     | 500                |
| <b>Total Bond Fund</b>                                 |                            | <b>1,481,678</b>   | <b>296,400</b>     | <b>1,417,028</b>   | <b>125,800</b>        | <b>1,410,500</b>   |
| <b>Total Water &amp; Wastewater Operating Expenses</b> |                            | <b>11,753,375</b>  | <b>10,437,369</b>  | <b>14,163,416</b>  | <b>11,418,321</b>     | <b>13,817,650</b>  |
| 52-00-00-99520                                         | BAD DEBTS                  | -                  | 407,732            | -                  | -                     | -                  |
| 52-00-00-99990                                         | INTERFUND TRANSFER         | 2,519,645          | 1,416,400          | 965,522            | (55,464)              | 3,530,500          |
| 54-00-00-99990                                         | INTERFUND TRANSFER         | -                  | 296,400            | -                  | (125,800)             | -                  |
| <b>Total Other Financing Uses</b>                      |                            | <b>2,519,645</b>   | <b>2,120,532</b>   | <b>965,522</b>     | <b>(181,264)</b>      | <b>3,530,500</b>   |
| <b>Total Water &amp; Wastewater Expenses</b>           |                            | <b>14,273,020</b>  | <b>12,557,901</b>  | <b>15,128,938</b>  | <b>11,237,057</b>     | <b>17,348,150</b>  |